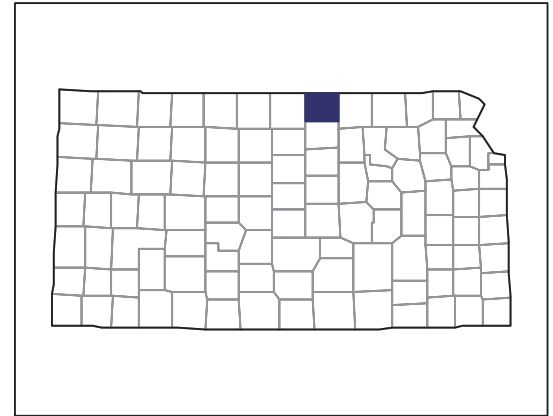


# 2007 CENSUS OF AGRICULTURE



## Republic County – Kansas

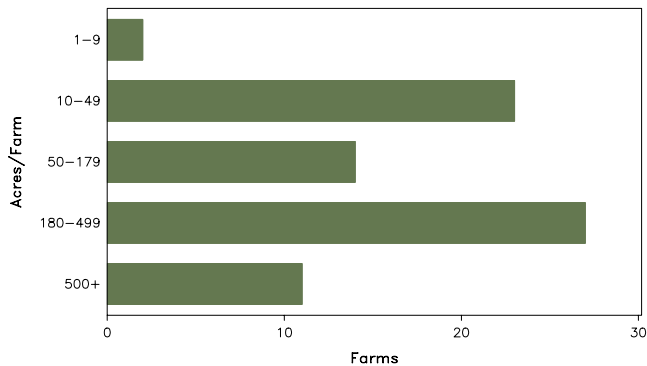
### Farms with Women Principal Operators Compared with All Farms

	Women Principal Operators	All Farms
<b>Number of Farms</b>	77	682
<b>Land in Farms</b>	21,907 acres	406,745 acres
<b>Average Size of Farm</b>	285 acres	596 acres
<b>Market Value of Products Sold</b>	\$1,800,000	\$148,058,000
Crop Sales	\$1,627,000	\$79,639,000
Livestock Sales	\$173,000	\$68,419,000
Average Per Farm	\$23,377	\$217,094
<b>Government Payments</b>	\$412,000	\$4,655,000
Average Per Farm Receiving Payments	\$7,353	\$8,224

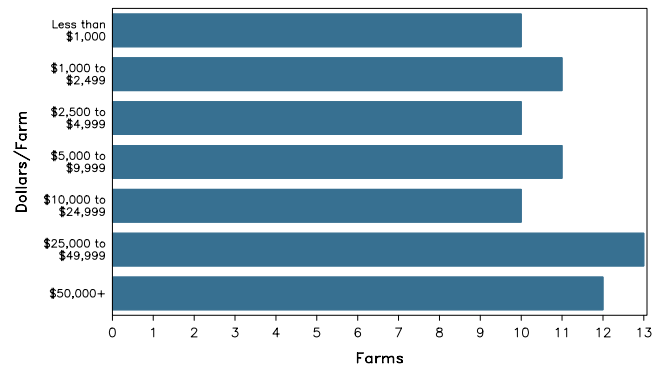
See footnotes on reverse page.

### Farms with Women Principal Operators

Farms by Size



Farms by Economic Size



# 2007 CENSUS OF AGRICULTURE

## Republic County – Kansas Farms with Women Principal Operators

### Selected Highlights

Item	Farms	Quantity
<b>MARKET VALUE OF AGRICULTURAL PRODUCTS SOLD (\$1,000)</b>		
Total value of agricultural products sold	77	1,800
Value of crops including nursery and greenhouse	39	1,627
Value of livestock, poultry, and their products	25	173
<b>VALUE OF SALES BY COMMODITY GROUP (\$1,000)</b>		
Grains, oilseeds, dry beans, and dry peas	29	(D)
Tobacco	-	-
Cotton and cottonseed	-	-
Vegetables, melons, potatoes and sweet potatoes	1	(D)
Fruits, tree nuts, and berries	-	-
Nursery, greenhouse, floriculture, and sod	-	-
Cut Christmas trees and short rotation woody crops	-	-
Other crops and hay	11	(D)
Poultry and eggs	9	(D)
Cattle and calves	20	169
Milk and other dairy products from cows	-	-
Hogs and pigs	-	-
Sheep, goats, and their products	4	(D)
Horses, ponies, mules, burros, and donkeys	-	-
Aquaculture	-	-
Other animals and other animal products	-	-
<b>TOP CROP ITEMS (acres)</b>		
Wheat for grain, all	22	3,498
Soybeans for beans	20	2,358
Corn for grain	21	2,021
Sorghum for grain	22	1,654
Forage - land used for all hay and haylage, grass silage, and greenchop	18	520
<b>TOP LIVESTOCK INVENTORY ITEMS (number)</b>		
Cattle and calves	18	646
Layers	8	147
Pullets for laying flock replacement	6	(D)
Goats, all	5	110
Ducks	6	24

### Operator Characteristics

Item	Quantity
Primary occupation:	
Farming	30
Other	47
Days worked off farm:	
None	35
Any	42
Years on present farm:	
2 years or less	6
3 to 4 years	3
5 to 9 years	14
10 years or more	54
Age group:	
Under 45 years	8
45 to 64 years	27
65 years and over	42
Average age of principal operator (years)	63.6

### Economic Characteristics

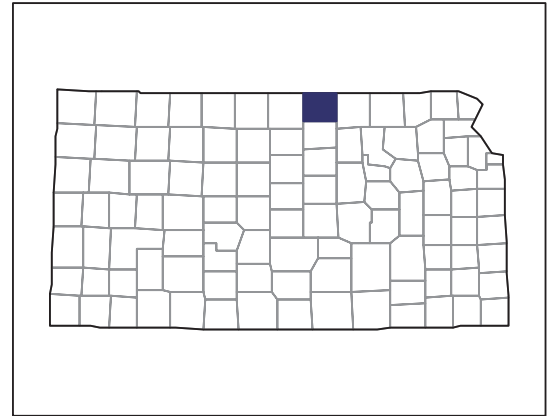
Item	Quantity
Farms by value of sales:	
Less than \$1,000	34
\$1,000 to \$2,499	6
\$2,500 to \$4,999	4
\$5,000 to \$9,999	4
\$10,000 to \$49,999	19
\$50,000 to \$99,999	6
\$100,000 to \$249,999	4
\$250,000 to \$499,999	-
\$500,000 or more	-
Total farm production expenses (\$1,000)	2,440
Average per farm (\$)	31,688
Net cash farm income of operation (\$1,000)	558
Average per farm (\$)	7,241
Value of agricultural products sold directly to individuals for human consumption (\$1,000)	(D)
Total organic product sales (\$1,000)	-
Total income from farm-related sources, gross before taxes and expenses (\$1,000)	786

See "Census of Agriculture, Volume 1, Geographic Area Series" for complete footnotes, explanations, definitions, and methodology.  
(D) Cannot be disclosed. (Z) Less than half of the unit shown.

# 2007 CENSUS OF AGRICULTURE

## Republic County – Kansas

### Farms with Spanish, Hispanic, or Latino Operators Compared with All Farms



Data are not available at this geographic level for farms with Spanish, Hispanic, or Latino operators.



United States Department of Agriculture  
National Agricultural Statistics Service

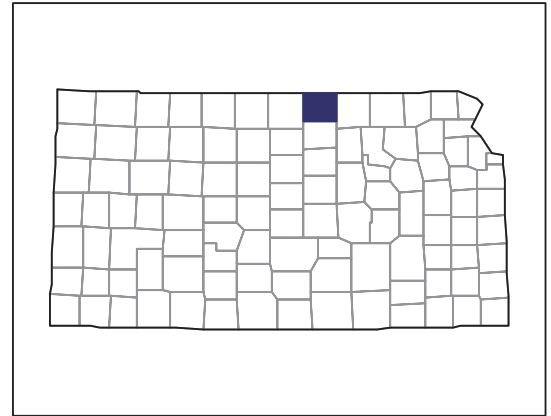
[www.agcensus.usda.gov](http://www.agcensus.usda.gov)



# 2007 CENSUS OF AGRICULTURE

## Republic County – Kansas

### Farms with American Indian or Alaska Native Operators Compared with All Farms



Data are not available at this geographic level for farms with American Indian or Alaska Native operators.



United States Department of Agriculture  
National Agricultural Statistics Service

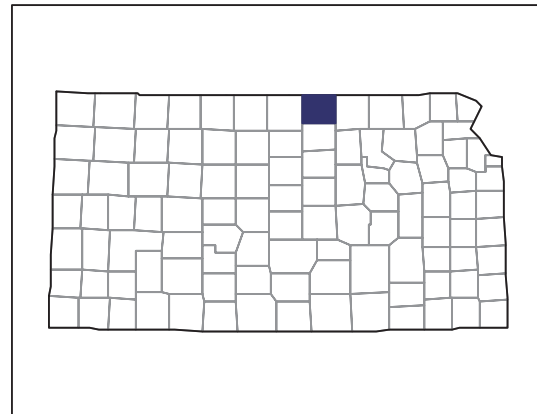
[www.agcensus.usda.gov](http://www.agcensus.usda.gov)



# 2007 CENSUS OF AGRICULTURE

Republic County – Kansas

Farms with Asian Operators  
Compared with All Farms



Data are not available at this geographic level for farms with Asian operators.



United States Department of Agriculture  
National Agricultural Statistics Service

[www.agcensus.usda.gov](http://www.agcensus.usda.gov)

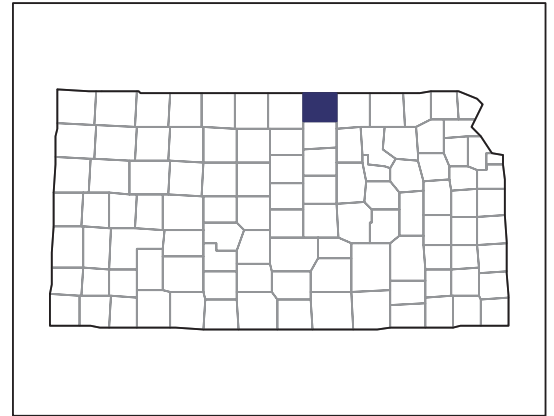




# 2007 CENSUS OF AGRICULTURE

Republic County – Kansas

Farms with Black or African American Operators Compared with All Farms



Data are not available at this geographic level for farms with Black or African American operators.



United States Department of Agriculture  
National Agricultural Statistics Service

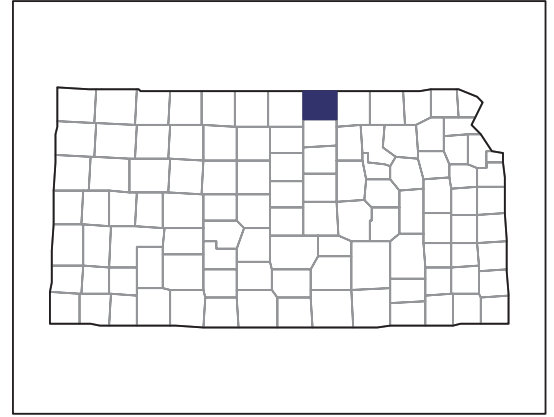
[www.agcensus.usda.gov](http://www.agcensus.usda.gov)



# 2007 CENSUS OF AGRICULTURE

## Republic County – Kansas

### Farms with Native Hawaiian or Other Pacific Islander Operators Compared with All Farms



Data are not available at this geographic level for farms with Native Hawaiian or Other Pacific Islander operators.



United States Department of Agriculture  
National Agricultural Statistics Service

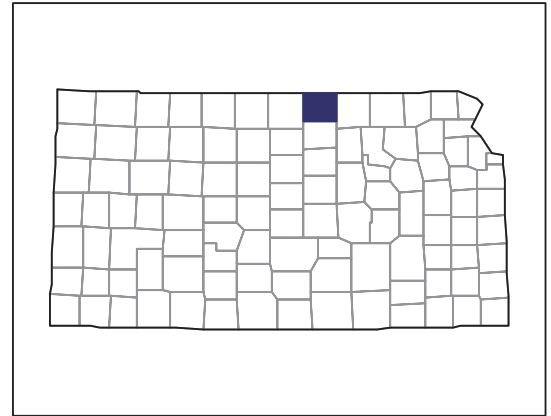
[www.agcensus.usda.gov](http://www.agcensus.usda.gov)



# 2007 CENSUS OF AGRICULTURE

Republic County – Kansas

Farms with White Operators  
Compared with All Farms



Data are not available at this geographic level for farms with White operators.



United States Department of Agriculture  
National Agricultural Statistics Service

[www.agcensus.usda.gov](http://www.agcensus.usda.gov)

