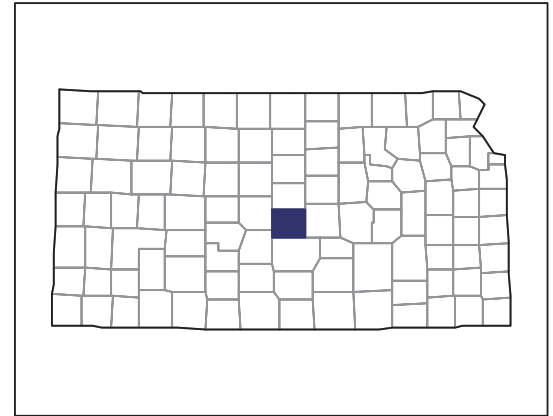


2007 CENSUS OF AGRICULTURE



Rice County – Kansas

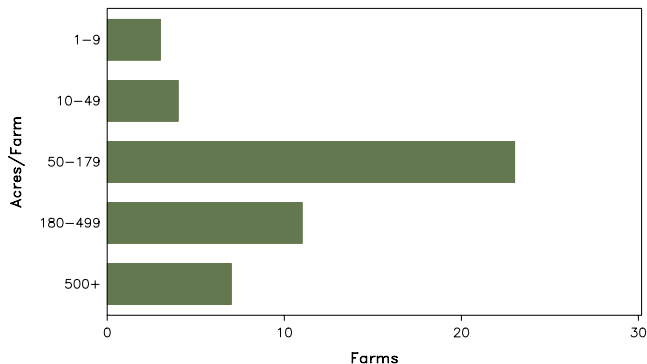
Farms with Women Principal Operators Compared with All Farms

	Women Principal Operators	All Farms
Number of Farms	48	580
Land in Farms	14,609 acres	428,422 acres
Average Size of Farm	304 acres	739 acres
Market Value of Products Sold	\$648,000	\$184,927,000
Crop Sales	(D)	\$53,225,000
Livestock Sales	(D)	\$131,703,000
Average Per Farm	\$13,508	\$318,840
Government Payments	\$254,000	\$5,462,000
Average Per Farm Receiving Payments	\$6,685	\$11,696

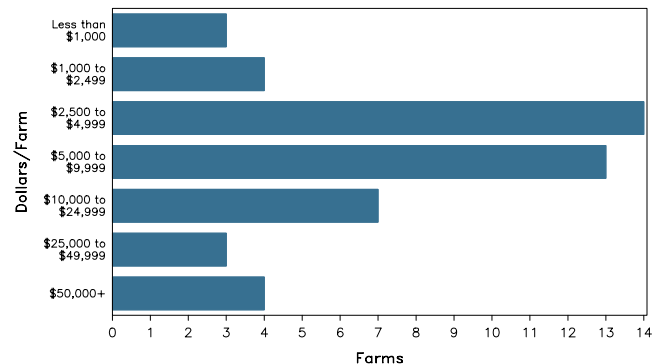
See footnotes on reverse page.

Farms with Women Principal Operators

Farms by Size



Farms by Economic Size



2007 CENSUS OF AGRICULTURE

Rice County – Kansas Farms with Women Principal Operators

Selected Highlights

Item	Farms	Quantity
MARKET VALUE OF AGRICULTURAL PRODUCTS SOLD (\$1,000)		
Total value of agricultural products sold	48	648
Value of crops including nursery and greenhouse	12	(D)
Value of livestock, poultry, and their products	9	(D)
VALUE OF SALES BY COMMODITY GROUP (\$1,000)		
Grains, oilseeds, dry beans, and dry peas	10	430
Tobacco	-	-
Cotton and cottonseed	-	-
Vegetables, melons, potatoes and sweet potatoes	-	-
Fruits, tree nuts, and berries	-	-
Nursery, greenhouse, floriculture, and sod	2	(D)
Cut Christmas trees and short rotation woody crops	-	-
Other crops and hay	2	(D)
Poultry and eggs	2	(D)
Cattle and calves	7	(D)
Milk and other dairy products from cows	-	-
Hogs and pigs	-	-
Sheep, goats, and their products	2	(D)
Horses, ponies, mules, burros, and donkeys	-	-
Aquaculture	-	-
Other animals and other animal products	-	-
TOP CROP ITEMS (acres)		
Wheat for grain, all	9	1,458
Soybeans for beans	4	1,086
Forage - land used for all hay and haylage, grass silage, and greenchop	8	579
Sorghum for grain	3	343
TOP LIVESTOCK INVENTORY ITEMS (number)		
Cattle and calves	7	374
Sheep and lambs	2	(D)
Layers	2	(D)
Horses and ponies	4	21
Mules, burros, and donkeys	1	(D)

Operator Characteristics

Item	Quantity
Primary occupation:	
Farming	9
Other	39
Days worked off farm:	
None	27
Any	21
Years on present farm:	
2 years or less	-
3 to 4 years	2
5 to 9 years	11
10 years or more	35
Age group:	
Under 45 years	6
45 to 64 years	15
65 years and over	27
Average age of principal operator (years)	65.3

Economic Characteristics

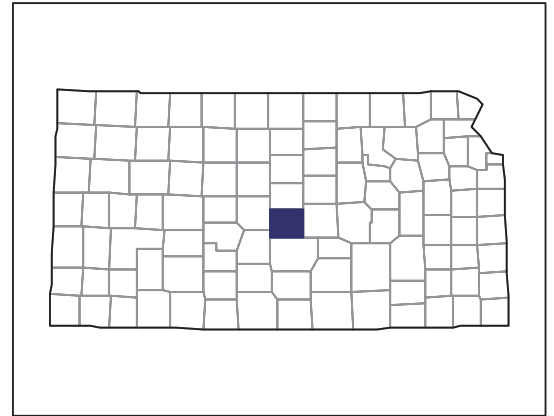
Item	Quantity
Farms by value of sales:	
Less than \$1,000	30
\$1,000 to \$2,499	2
\$2,500 to \$4,999	1
\$5,000 to \$9,999	7
\$10,000 to \$49,999	4
\$50,000 to \$99,999	2
\$100,000 to \$249,999	2
\$250,000 to \$499,999	-
\$500,000 or more	-
Total farm production expenses (\$1,000)	933
Average per farm (\$)	19,432
Net cash farm income of operation (\$1,000)	190
Average per farm (\$)	3,966
Value of agricultural products sold directly to individuals for human consumption (\$1,000)	(D)
Total organic product sales (\$1,000)	-
Total income from farm-related sources, gross before taxes and expenses (\$1,000)	221

See "Census of Agriculture, Volume 1, Geographic Area Series" for complete footnotes, explanations, definitions, and methodology.
(D) Cannot be disclosed. (Z) Less than half of the unit shown.

2007 CENSUS OF AGRICULTURE

Rice County – Kansas

Farms with Spanish, Hispanic, or Latino Operators Compared with All Farms



Data are not available at this geographic level for farms with Spanish, Hispanic, or Latino operators.



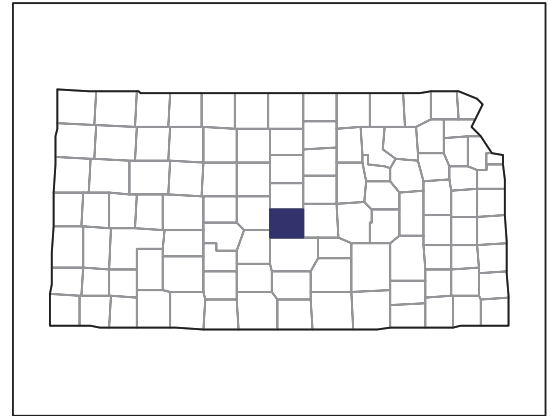
United States Department of Agriculture
National Agricultural Statistics Service

www.agcensus.usda.gov

2007 CENSUS OF AGRICULTURE

Rice County – Kansas

Farms with American Indian or Alaska Native Operators Compared with All Farms



Data are not available at this geographic level for farms with American Indian or Alaska Native operators.



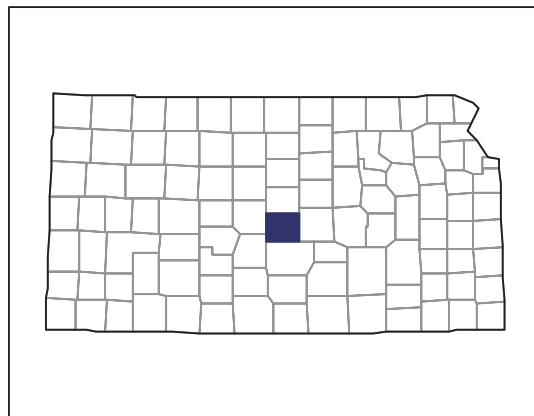
United States Department of Agriculture
National Agricultural Statistics Service

www.agcensus.usda.gov

2007 CENSUS OF AGRICULTURE

Rice County – Kansas

Farms with Asian Operators Compared with All Farms



Data are not available at this geographic level for farms with Asian operators.



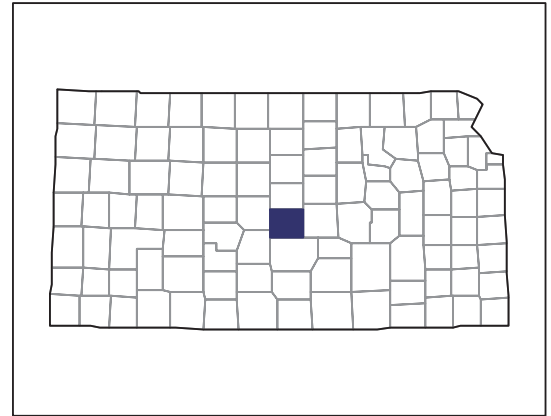
United States Department of Agriculture
National Agricultural Statistics Service

www.agcensus.usda.gov

2007 CENSUS OF AGRICULTURE

Rice County – Kansas

Farms with Black or African American Operators Compared with All Farms



Data are not available at this geographic level for farms with Black or African American operators.



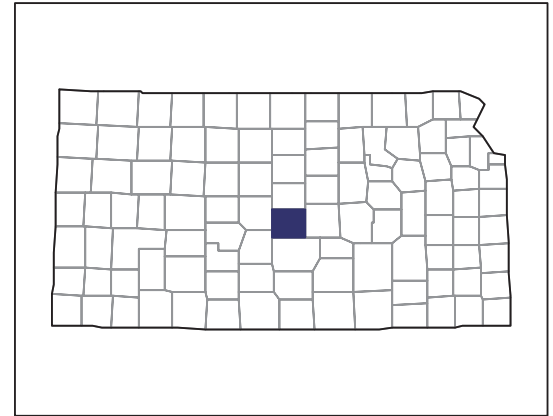
United States Department of Agriculture
National Agricultural Statistics Service

www.agcensus.usda.gov

2007 CENSUS OF AGRICULTURE

Rice County – Kansas

Farms with Native Hawaiian or Other Pacific Islander Operators Compared with All Farms



Data are not available at this geographic level for farms with Native Hawaiian or Other Pacific Islander operators.



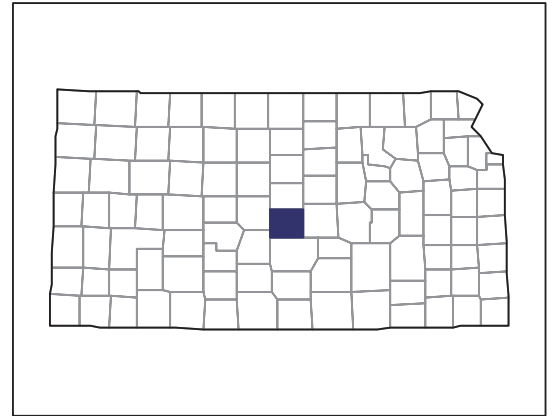
United States Department of Agriculture
National Agricultural Statistics Service

www.agcensus.usda.gov

2007 CENSUS *OF* AGRICULTURE

Rice County – Kansas

Farms with White Operators Compared with All Farms



Data are not available at this geographic level for farms with White operators.



United States Department of Agriculture
National Agricultural Statistics Service

www.agcensus.usda.gov

