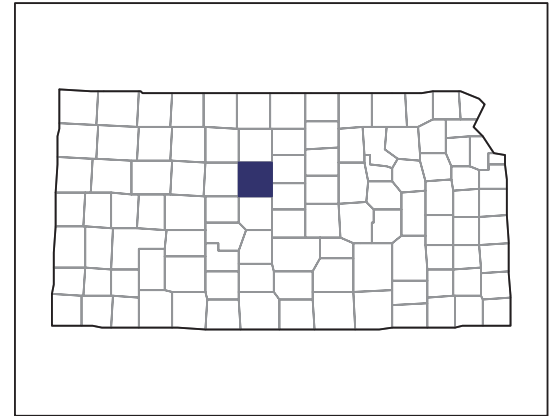


# 2007 CENSUS OF AGRICULTURE



## Russell County – Kansas

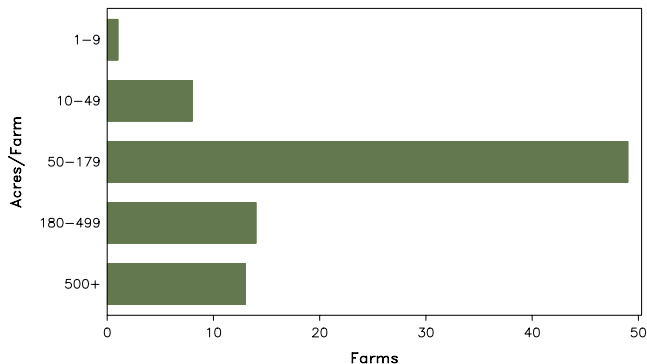
### Farms with Women Principal Operators Compared with All Farms

	Women Principal Operators	All Farms
<b>Number of Farms</b>	85	522
<b>Land in Farms</b>	37,561 acres	443,550 acres
<b>Average Size of Farm</b>	442 acres	850 acres
<b>Market Value of Products Sold</b>	\$1,799,000	\$36,945,000
Crop Sales	\$838,000	\$23,659,000
Livestock Sales	\$961,000	\$13,287,000
Average Per Farm	\$21,162	\$70,777
<b>Government Payments</b>	\$477,000	\$4,036,000
Average Per Farm Receiving Payments	\$6,118	\$8,699

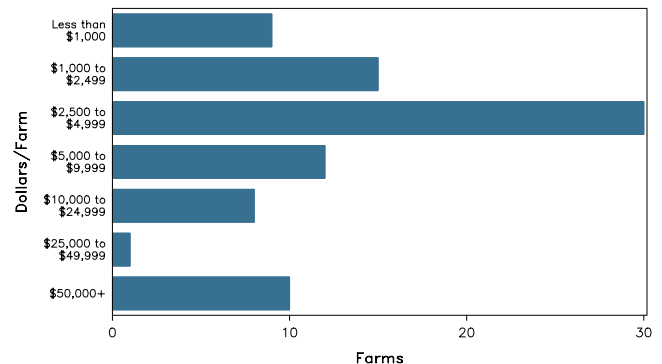
See footnotes on reverse page.

### Farms with Women Principal Operators

Farms by Size



Farms by Economic Size



# 2007 CENSUS OF AGRICULTURE

## Russell County – Kansas Farms with Women Principal Operators

### Selected Highlights

Item	Farms	Quantity
<b>MARKET VALUE OF AGRICULTURAL PRODUCTS SOLD (\$1,000)</b>		
Total value of agricultural products sold	85	1,799
Value of crops including nursery and greenhouse	9	838
Value of livestock, poultry, and their products	13	961
<b>VALUE OF SALES BY COMMODITY GROUP (\$1,000)</b>		
Grains, oilseeds, dry beans, and dry peas	9	838
Tobacco	-	-
Cotton and cottonseed	-	-
Vegetables, melons, potatoes and sweet potatoes	-	-
Fruits, tree nuts, and berries	-	-
Nursery, greenhouse, floriculture, and sod	-	-
Cut Christmas trees and short rotation woody crops	-	-
Other crops and hay	-	-
Poultry and eggs	1	(D)
Cattle and calves	12	(D)
Milk and other dairy products from cows	-	-
Hogs and pigs	1	(D)
Sheep, goats, and their products	-	-
Horses, ponies, mules, burros, and donkeys	1	(D)
Aquaculture	-	-
Other animals and other animal products	-	-
<b>TOP CROP ITEMS (acres)</b>		
Wheat for grain, all	9	3,114
Sorghum for grain	8	1,388
Forage - land used for all hay and haylage, grass silage, and greenchop	9	772
Sorghum for silage or greenchop	1	(D)
Barley for grain	1	(D)
<b>TOP LIVESTOCK INVENTORY ITEMS (number)</b>		
Cattle and calves	12	2,274
Hogs and pigs	1	(D)
Horses and ponies	3	(D)
Layers	1	(D)
Mules, burros, and donkeys	1	(D)

### Operator Characteristics

Item	Quantity
Primary occupation:	
Farming	17
Other	68
Days worked off farm:	
None	56
Any	29
Years on present farm:	
2 years or less	1
3 to 4 years	6
5 to 9 years	10
10 years or more	68
Age group:	
Under 45 years	5
45 to 64 years	22
65 years and over	58
Average age of principal operator (years)	69.4

### Economic Characteristics

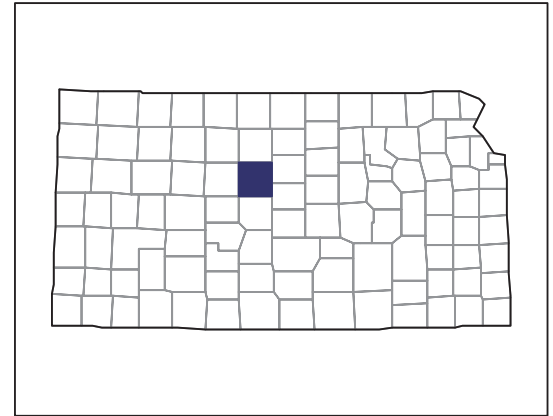
Item	Quantity
Farms by value of sales:	
Less than \$1,000	71
\$1,000 to \$2,499	1
\$2,500 to \$4,999	1
\$5,000 to \$9,999	-
\$10,000 to \$49,999	4
\$50,000 to \$99,999	4
\$100,000 to \$249,999	3
\$250,000 to \$499,999	-
\$500,000 or more	1
Total farm production expenses (\$1,000)	1,911
Average per farm (\$)	22,479
Net cash farm income of operation (\$1,000)	552
Average per farm (\$)	6,494
Value of agricultural products sold directly to individuals for human consumption (\$1,000)	(D)
Total organic product sales (\$1,000)	-
Total income from farm-related sources, gross before taxes and expenses (\$1,000)	187

See "Census of Agriculture, Volume 1, Geographic Area Series" for complete footnotes, explanations, definitions, and methodology.  
(D) Cannot be disclosed. (Z) Less than half of the unit shown.

# 2007 CENSUS OF AGRICULTURE

## Russell County – Kansas

### Farms with Spanish, Hispanic, or Latino Operators Compared with All Farms



Data are not available at this geographic level for farms with Spanish, Hispanic, or Latino operators.



United States Department of Agriculture  
National Agricultural Statistics Service

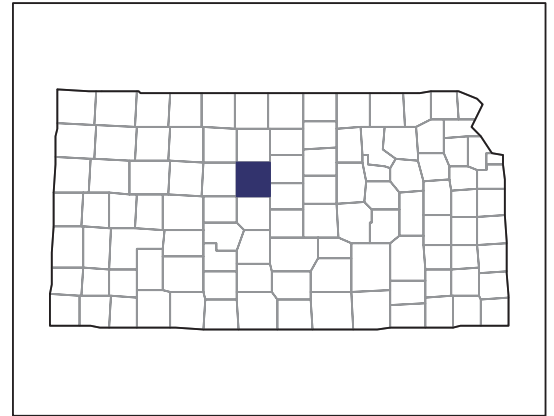
[www.agcensus.usda.gov](http://www.agcensus.usda.gov)



# 2007 CENSUS OF AGRICULTURE

## Russell County – Kansas

### Farms with American Indian or Alaska Native Operators Compared with All Farms



Data are not available at this geographic level for farms with American Indian or Alaska Native operators.



United States Department of Agriculture  
National Agricultural Statistics Service

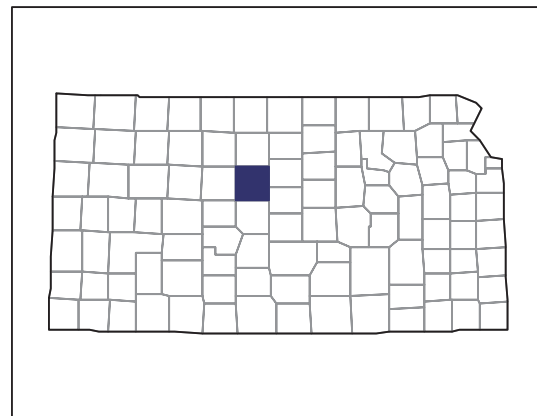
[www.agcensus.usda.gov](http://www.agcensus.usda.gov)



# 2007 CENSUS OF AGRICULTURE

## Russell County – Kansas

### Farms with Asian Operators Compared with All Farms



Data are not available at this geographic level for farms with Asian operators.



United States Department of Agriculture  
National Agricultural Statistics Service

[www.agcensus.usda.gov](http://www.agcensus.usda.gov)

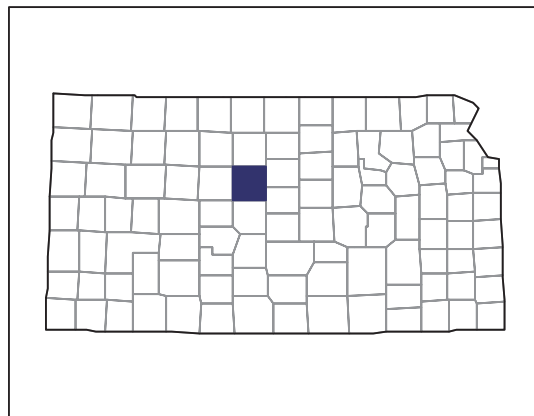




# 2007 CENSUS *OF* AGRICULTURE

## Russell County – Kansas

### Farms with Black or African American Operators Compared with All Farms



Data are not available at this geographic level for farms with Black or African American operators.



United States Department of Agriculture  
National Agricultural Statistics Service

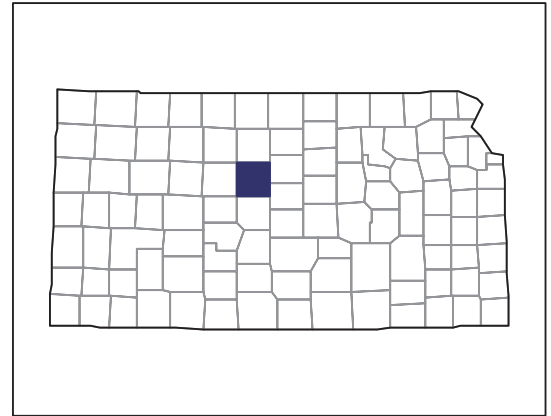
[www.agcensus.usda.gov](http://www.agcensus.usda.gov)



# 2007 CENSUS OF AGRICULTURE

## Russell County – Kansas

### Farms with Native Hawaiian or Other Pacific Islander Operators Compared with All Farms



Data are not available at this geographic level for farms with Native Hawaiian or Other Pacific Islander operators.



United States Department of Agriculture  
National Agricultural Statistics Service

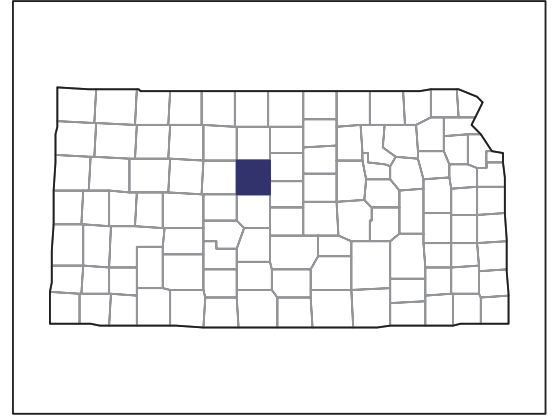
[www.agcensus.usda.gov](http://www.agcensus.usda.gov)



# 2007 CENSUS OF AGRICULTURE

## Russell County – Kansas

### Farms with White Operators Compared with All Farms



Data are not available at this geographic level for farms with White operators.



United States Department of Agriculture  
National Agricultural Statistics Service

[www.agcensus.usda.gov](http://www.agcensus.usda.gov)

