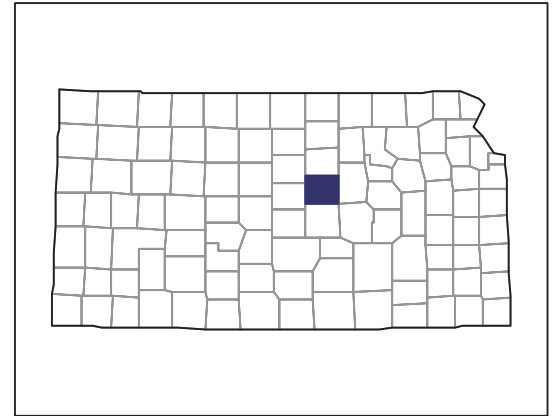


2007 CENSUS OF AGRICULTURE



Saline County – Kansas

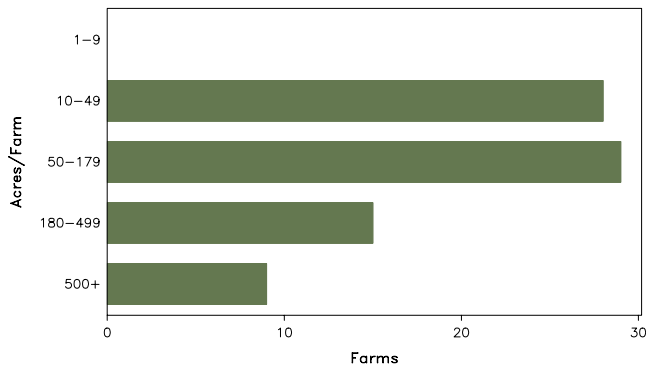
Farms with Women Principal Operators Compared with All Farms

	Women Principal Operators	All Farms
Number of Farms	81	749
Land in Farms	14,358 acres	431,209 acres
Average Size of Farm	177 acres	576 acres
Market Value of Products Sold	\$1,031,000	\$54,994,000
Crop Sales	\$679,000	\$26,903,000
Livestock Sales	\$351,000	\$28,091,000
Average Per Farm	\$12,723	\$73,423
Government Payments	\$205,000	\$3,349,000
Average Per Farm Receiving Payments	\$3,604	\$5,897

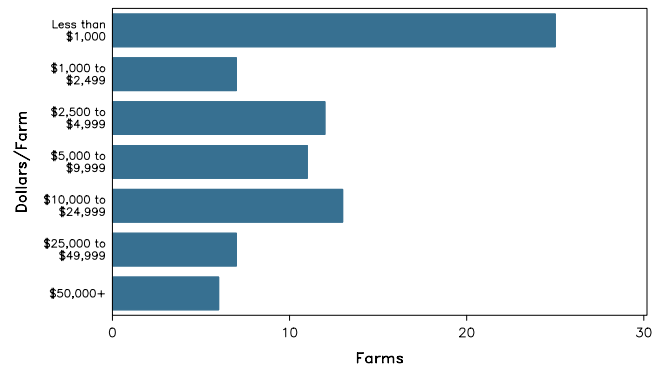
See footnotes on reverse page.

Farms with Women Principal Operators

Farms by Size



Farms by Economic Size



2007 CENSUS OF AGRICULTURE

Saline County – Kansas Farms with Women Principal Operators

Selected Highlights

Item	Farms	Quantity
MARKET VALUE OF AGRICULTURAL PRODUCTS SOLD (\$1,000)		
Total value of agricultural products sold	81	1,031
Value of crops including nursery and greenhouse	35	679
Value of livestock, poultry, and their products	29	351
VALUE OF SALES BY COMMODITY GROUP (\$1,000)		
Grains, oilseeds, dry beans, and dry peas	21	360
Tobacco	-	-
Cotton and cottonseed	-	-
Vegetables, melons, potatoes and sweet potatoes	1	(D)
Fruits, tree nuts, and berries	1	(D)
Nursery, greenhouse, floriculture, and sod	1	(D)
Cut Christmas trees and short rotation woody crops	-	-
Other crops and hay	16	(D)
Poultry and eggs	6	5
Cattle and calves	15	159
Milk and other dairy products from cows	-	-
Hogs and pigs	5	(D)
Sheep, goats, and their products	3	(D)
Horses, ponies, mules, burros, and donkeys	7	9
Aquaculture	-	-
Other animals and other animal products	1	(D)
TOP CROP ITEMS (acres)		
Wheat for grain, all	20	3,173
Forage - land used for all hay and haylage, grass silage, and greenchop	25	1,070
Sorghum for grain	8	568
Soybeans for beans	6	272
Sorghum for silage or greenchop	1	(D)
TOP LIVESTOCK INVENTORY ITEMS (number)		
Cattle and calves	22	672
Sheep and lambs	1	(D)
Layers	7	246
Horses and ponies	19	201
Hogs and pigs	3	195

Operator Characteristics

Item	Quantity
Primary occupation:	
Farming	30
Other	51
Days worked off farm:	
None	25
Any	56
Years on present farm:	
2 years or less	6
3 to 4 years	10
5 to 9 years	6
10 years or more	59
Age group:	
Under 45 years	5
45 to 64 years	41
65 years and over	35
Average age of principal operator (years)	63.2

Economic Characteristics

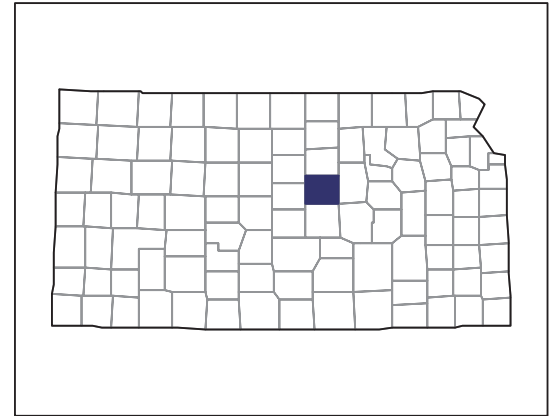
Item	Quantity
Farms by value of sales:	
Less than \$1,000	44
\$1,000 to \$2,499	4
\$2,500 to \$4,999	1
\$5,000 to \$9,999	10
\$10,000 to \$49,999	16
\$50,000 to \$99,999	4
\$100,000 to \$249,999	2
\$250,000 to \$499,999	-
\$500,000 or more	-
Total farm production expenses (\$1,000)	1,211
Average per farm (\$)	14,953
Net cash farm income of operation (\$1,000)	249
Average per farm (\$)	3,076
Value of agricultural products sold directly to individuals for human consumption (\$1,000)	(D)
Total organic product sales (\$1,000)	-
Total income from farm-related sources, gross before taxes and expenses (\$1,000)	224

See "Census of Agriculture, Volume 1, Geographic Area Series" for complete footnotes, explanations, definitions, and methodology.
(D) Cannot be disclosed. (Z) Less than half of the unit shown.

2007 CENSUS OF AGRICULTURE

Saline County – Kansas

Farms with Spanish, Hispanic, or Latino Operators Compared with All Farms



Data are not available at this geographic level for farms with Spanish, Hispanic, or Latino operators.



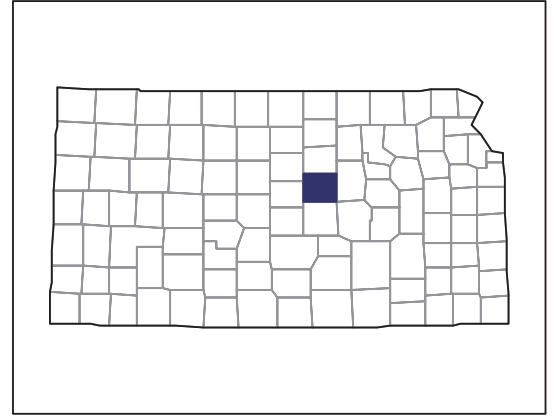
United States Department of Agriculture
National Agricultural Statistics Service

www.agcensus.usda.gov

2007 CENSUS OF AGRICULTURE

Saline County – Kansas

Farms with American Indian or Alaska Native Operators Compared with All Farms



Data are not available at this geographic level for farms with American Indian or Alaska Native operators.



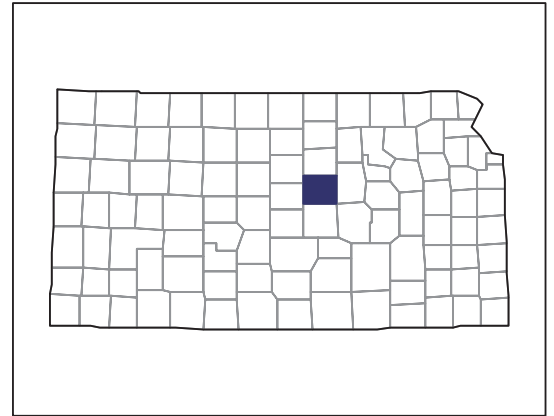
United States Department of Agriculture
National Agricultural Statistics Service

www.agcensus.usda.gov

2007 CENSUS OF AGRICULTURE

Saline County – Kansas

Farms with Asian Operators Compared with All Farms



Data are not available at this geographic level for farms with Asian operators.



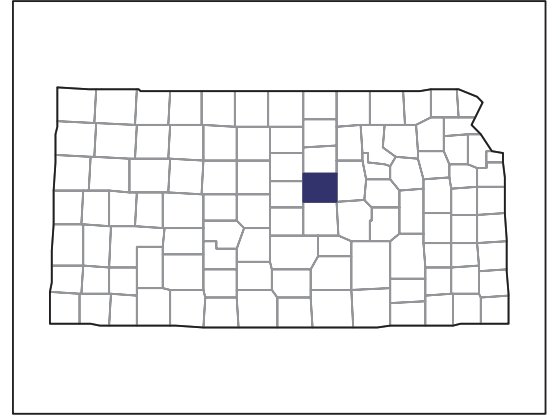
United States Department of Agriculture
National Agricultural Statistics Service

www.agcensus.usda.gov

2007 CENSUS *OF* **AGRICULTURE**

Saline County – Kansas

Farms with Black or African American Operators Compared with All Farms



Data are not available at this geographic level for farms with Black or African American operators.



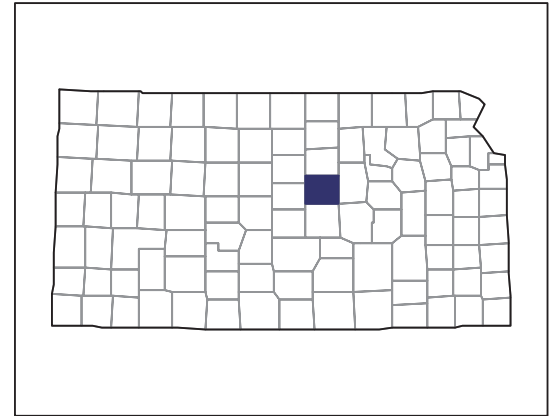
United States Department of Agriculture
National Agricultural Statistics Service

www.agcensus.usda.gov

2007 CENSUS *OF* AGRICULTURE

Saline County – Kansas

Farms with Native Hawaiian or Other Pacific Islander Operators Compared with All Farms



Data are not available at this geographic level for farms with Native Hawaiian or Other Pacific Islander operators.



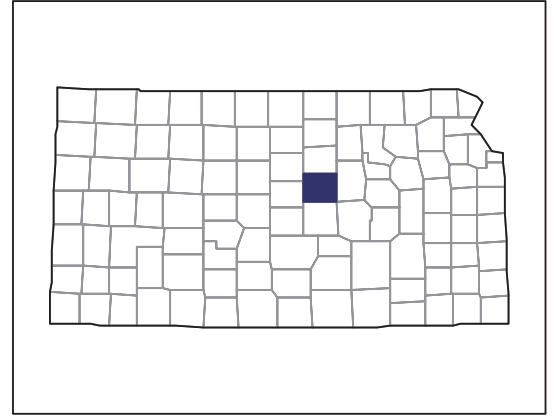
United States Department of Agriculture
National Agricultural Statistics Service

www.agcensus.usda.gov

2007 CENSUS OF AGRICULTURE

Saline County – Kansas

Farms with White Operators Compared with All Farms



Data are not available at this geographic level for farms with White operators.



United States Department of Agriculture
National Agricultural Statistics Service

www.agcensus.usda.gov

