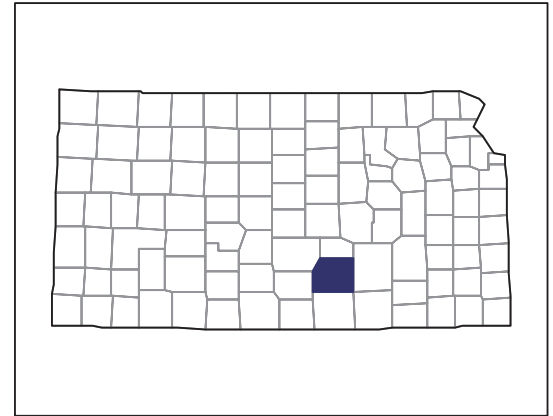


2007 CENSUS OF AGRICULTURE



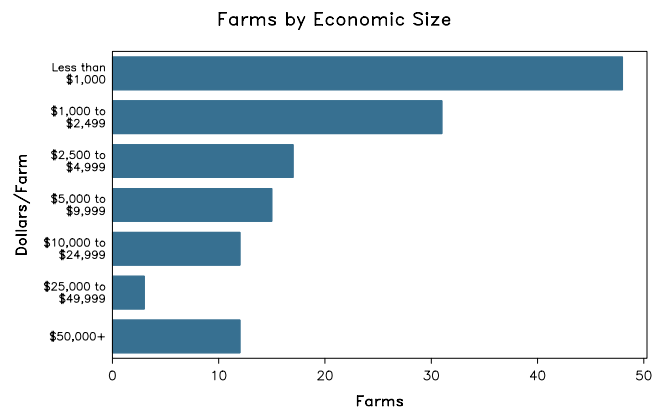
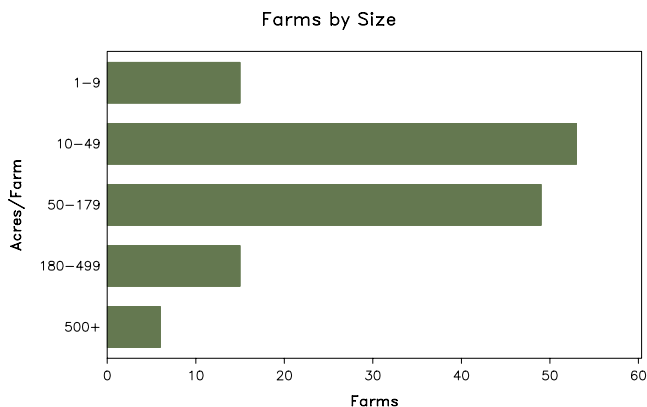
Sedgwick County – Kansas

Farms with Women Principal Operators Compared with All Farms

	Women Principal Operators	All Farms
Number of Farms	138	1,419
Land in Farms	20,356 acres	510,308 acres
Average Size of Farm	148 acres	360 acres
Market Value of Products Sold	\$3,883,000	\$85,109,000
Crop Sales	\$3,054,000	\$56,918,000
Livestock Sales	\$829,000	\$28,191,000
Average Per Farm	\$28,136	\$59,978
Government Payments	\$274,000	\$6,982,000
Average Per Farm Receiving Payments	\$4,892	\$8,006

See footnotes on reverse page.

Farms with Women Principal Operators



2007 CENSUS OF AGRICULTURE

Sedgwick County – Kansas Farms with Women Principal Operators

Selected Highlights

Item	Farms	Quantity
MARKET VALUE OF AGRICULTURAL PRODUCTS SOLD (\$1,000)		
Total value of agricultural products sold	138	3,883
Value of crops including nursery and greenhouse	70	3,054
Value of livestock, poultry, and their products	32	829
VALUE OF SALES BY COMMODITY GROUP (\$1,000)		
Grains, oilseeds, dry beans, and dry peas	36	(D)
Tobacco	-	-
Cotton and cottonseed	-	-
Vegetables, melons, potatoes and sweet potatoes	8	83
Fruits, tree nuts, and berries	2	(D)
Nursery, greenhouse, floriculture, and sod	3	(D)
Cut Christmas trees and short rotation woody crops	-	-
Other crops and hay	32	(D)
Poultry and eggs	4	3
Cattle and calves	16	267
Milk and other dairy products from cows	2	(D)
Hogs and pigs	5	(D)
Sheep, goats, and their products	5	19
Horses, ponies, mules, burros, and donkeys	8	28
Aquaculture	-	-
Other animals and other animal products	-	-
TOP CROP ITEMS (acres)		
Wheat for grain, all	31	4,439
Forage - land used for all hay and haylage, grass silage, and greenchop	52	2,595
Sorghum for grain	13	1,690
Soybeans for beans	8	578
Corn for grain	3	357
TOP LIVESTOCK INVENTORY ITEMS (number)		
Cattle and calves	30	1,446
Horses and ponies	57	569
Goats, all	9	263
Layers	6	142
Sheep and lambs	5	58

Operator Characteristics

Item	Quantity
Primary occupation:	
Farming	36
Other	102
Days worked off farm:	
None	46
Any	92
Years on present farm:	
2 years or less	2
3 to 4 years	8
5 to 9 years	35
10 years or more	93
Age group:	
Under 45 years	10
45 to 64 years	86
65 years and over	42
Average age of principal operator (years)	60.1

Economic Characteristics

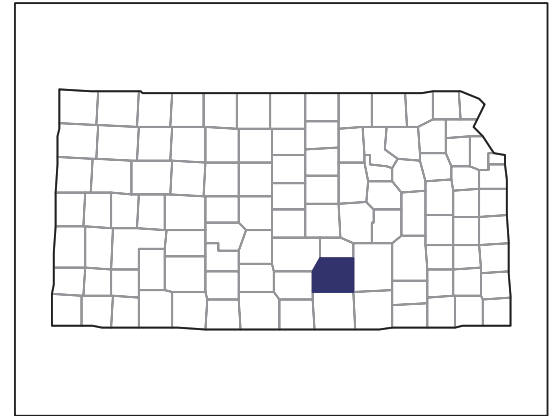
Item	Quantity
Farms by value of sales:	
Less than \$1,000	72
\$1,000 to \$2,499	25
\$2,500 to \$4,999	8
\$5,000 to \$9,999	9
\$10,000 to \$49,999	12
\$50,000 to \$99,999	4
\$100,000 to \$249,999	2
\$250,000 to \$499,999	4
\$500,000 or more	2
Total farm production expenses (\$1,000)	3,951
Average per farm (\$)	28,629
Net cash farm income of operation (\$1,000)	1,030
Average per farm (\$)	7,464
Value of agricultural products sold directly to individuals for human consumption (\$1,000)	106
Total organic product sales (\$1,000)	-
Total income from farm-related sources, gross before taxes and expenses (\$1,000)	824

See "Census of Agriculture, Volume 1, Geographic Area Series" for complete footnotes, explanations, definitions, and methodology.
(D) Cannot be disclosed. (Z) Less than half of the unit shown.

2007 CENSUS OF AGRICULTURE

Sedgwick County – Kansas

Farms with Spanish, Hispanic, or Latino Operators Compared with All Farms



Data are not available at this geographic level for farms with Spanish, Hispanic, or Latino operators.



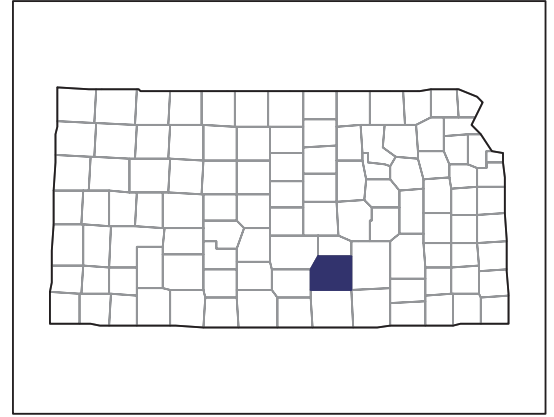
United States Department of Agriculture
National Agricultural Statistics Service

www.agcensus.usda.gov

2007 CENSUS OF AGRICULTURE

Sedgwick County – Kansas

Farms with American Indian or Alaska Native Operators Compared with All Farms



Data are not available at this geographic level for farms with American Indian or Alaska Native operators.



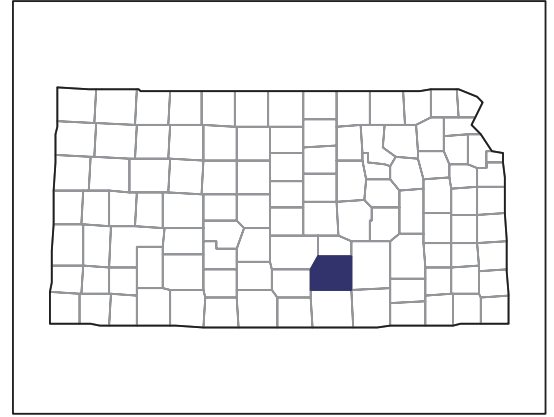
United States Department of Agriculture
National Agricultural Statistics Service

www.agcensus.usda.gov

2007 CENSUS OF AGRICULTURE

Sedgwick County – Kansas

**Farms with Asian Operators
Compared with All Farms**



Data are not available at this geographic level for farms with Asian operators.



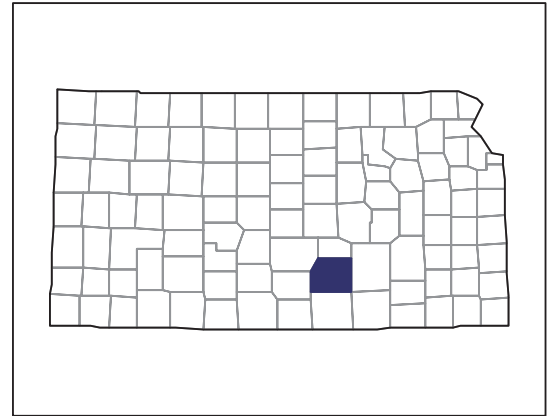
United States Department of Agriculture
National Agricultural Statistics Service

www.agcensus.usda.gov

2007 CENSUS OF AGRICULTURE

Sedgwick County – Kansas

Farms with Black or African American Operators Compared with All Farms



Data are not available at this geographic level for farms with Black or African American operators.



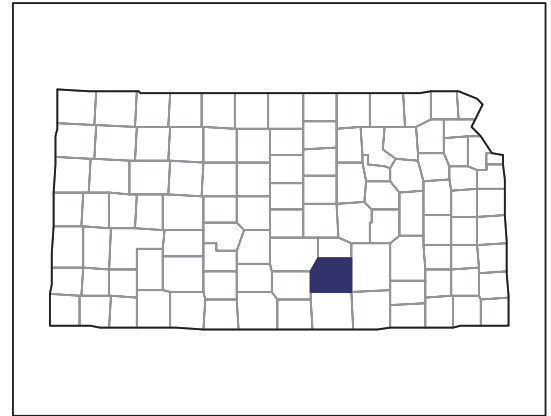
United States Department of Agriculture
National Agricultural Statistics Service

www.agcensus.usda.gov

2007 CENSUS OF AGRICULTURE

Sedgwick County – Kansas

Farms with Native Hawaiian or Other Pacific Islander Operators Compared with All Farms



Data are not available at this geographic level for farms with Native Hawaiian or Other Pacific Islander operators.



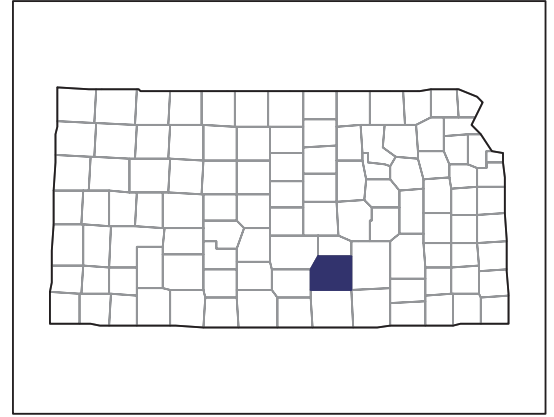
United States Department of Agriculture
National Agricultural Statistics Service

www.agcensus.usda.gov

2007 CENSUS OF AGRICULTURE

Sedgwick County – Kansas

Farms with White Operators Compared with All Farms



Data are not available at this geographic level for farms with White operators.



United States Department of Agriculture
National Agricultural Statistics Service

www.agcensus.usda.gov

