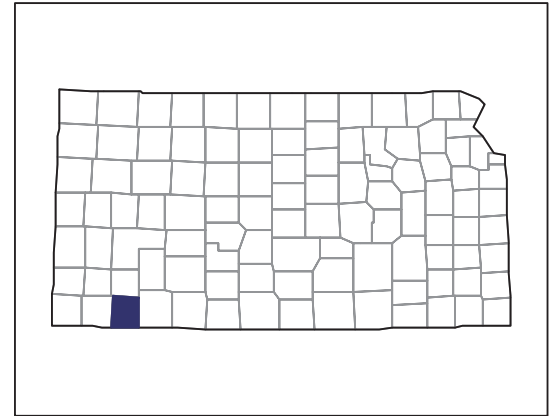


2007 CENSUS OF AGRICULTURE



Seward County – Kansas

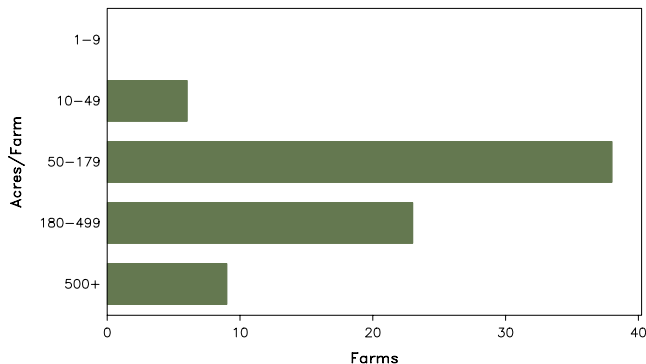
Farms with Women Principal Operators Compared with All Farms

	Women Principal Operators	All Farms
Number of Farms	76	342
Land in Farms	18,815 acres	395,981 acres
Average Size of Farm	248 acres	1,158 acres
Market Value of Products Sold	\$2,052,000	\$361,654,000
Crop Sales	(D)	\$81,688,000
Livestock Sales	(D)	\$279,966,000
Average Per Farm	\$27,006	\$1,057,467
Government Payments	\$462,000	\$4,570,000
Average Per Farm Receiving Payments	\$6,699	\$16,620

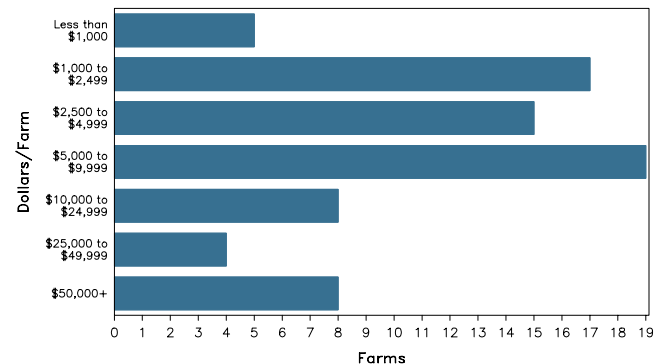
See footnotes on reverse page.

Farms with Women Principal Operators

Farms by Size



Farms by Economic Size



2007 CENSUS OF AGRICULTURE

Seward County – Kansas Farms with Women Principal Operators

Selected Highlights

Item	Farms	Quantity
MARKET VALUE OF AGRICULTURAL PRODUCTS SOLD (\$1,000)		
Total value of agricultural products sold	76	2,052
Value of crops including nursery and greenhouse	7	(D)
Value of livestock, poultry, and their products	12	(D)
VALUE OF SALES BY COMMODITY GROUP (\$1,000)		
Grains, oilseeds, dry beans, and dry peas	6	(D)
Tobacco	-	-
Cotton and cottonseed	-	-
Vegetables, melons, potatoes and sweet potatoes	-	-
Fruits, tree nuts, and berries	-	-
Nursery, greenhouse, floriculture, and sod	-	-
Cut Christmas trees and short rotation woody crops	-	-
Other crops and hay	2	(D)
Poultry and eggs	2	(D)
Cattle and calves	4	(D)
Milk and other dairy products from cows	1	(D)
Hogs and pigs	-	-
Sheep, goats, and their products	-	-
Horses, ponies, mules, burros, and donkeys	-	-
Aquaculture	-	-
Other animals and other animal products	6	(D)
TOP CROP ITEMS (acres)		
Wheat for grain, all	6	1,096
Corn for grain	5	840
Sunflower seed, all	3	363
Soybeans for beans	2	(D)
Forage - land used for all hay and haylage, grass silage, and greenchop	2	(D)
TOP LIVESTOCK INVENTORY ITEMS (number)		
Cattle and calves	7	615
Layers	2	(D)
Horses and ponies	3	19
Bison	6	(D)
Mules, burros, and donkeys	6	6

Operator Characteristics

Item	Quantity
Primary occupation:	
Farming	17
Other	59
Days worked off farm:	
None	35
Any	41
Years on present farm:	
2 years or less	5
3 to 4 years	8
5 to 9 years	8
10 years or more	55
Age group:	
Under 45 years	4
45 to 64 years	27
65 years and over	45
Average age of principal operator (years)	69.2

Economic Characteristics

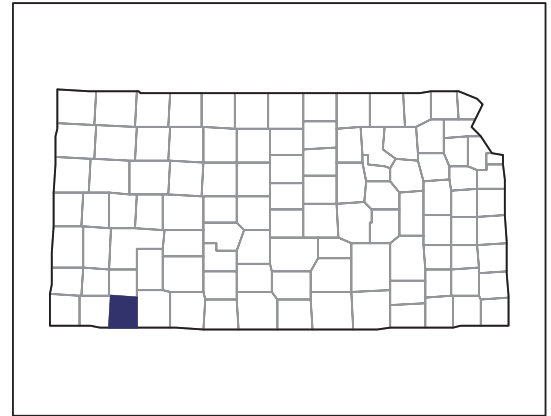
Item	Quantity
Farms by value of sales:	
Less than \$1,000	63
\$1,000 to \$2,499	1
\$2,500 to \$4,999	-
\$5,000 to \$9,999	-
\$10,000 to \$49,999	4
\$50,000 to \$99,999	1
\$100,000 to \$249,999	5
\$250,000 to \$499,999	1
\$500,000 or more	1
Total farm production expenses (\$1,000)	2,120
Average per farm (\$)	27,890
Net cash farm income of operation (\$1,000)	648
Average per farm (\$)	8,527
Value of agricultural products sold directly to individuals for human consumption (\$1,000)	(D)
Total organic product sales (\$1,000)	-
Total income from farm-related sources, gross before taxes and expenses (\$1,000)	253

See "Census of Agriculture, Volume 1, Geographic Area Series" for complete footnotes, explanations, definitions, and methodology.
(D) Cannot be disclosed. (Z) Less than half of the unit shown.

2007 CENSUS OF AGRICULTURE

Seward County – Kansas

Farms with Spanish, Hispanic, or Latino Operators Compared with All Farms



Data are not available at this geographic level for farms with Spanish, Hispanic, or Latino operators.



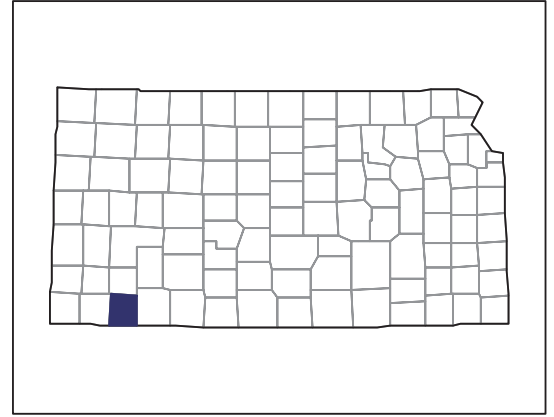
United States Department of Agriculture
National Agricultural Statistics Service

www.agcensus.usda.gov

2007 CENSUS OF AGRICULTURE

Seward County – Kansas

Farms with American Indian or Alaska Native Operators Compared with All Farms



Data are not available at this geographic level for farms with American Indian or Alaska Native operators.



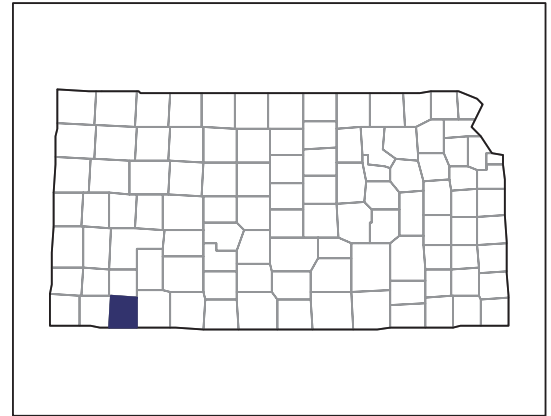
United States Department of Agriculture
National Agricultural Statistics Service

www.agcensus.usda.gov

2007 CENSUS OF AGRICULTURE

Seward County – Kansas

Farms with Asian Operators Compared with All Farms



Data are not available at this geographic level for farms with Asian operators.



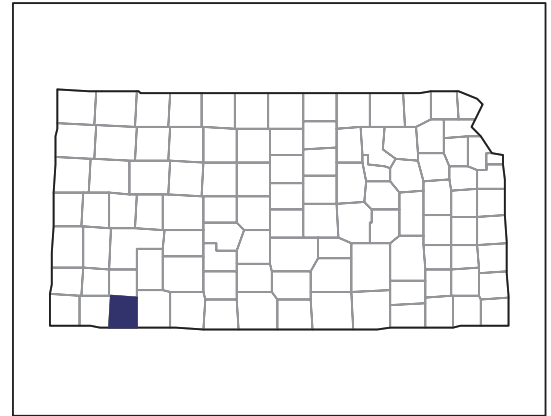
United States Department of Agriculture
National Agricultural Statistics Service

www.agcensus.usda.gov

2007 CENSUS OF AGRICULTURE

Seward County – Kansas

Farms with Black or African American Operators Compared with All Farms



Data are not available at this geographic level for farms with Black or African American operators.



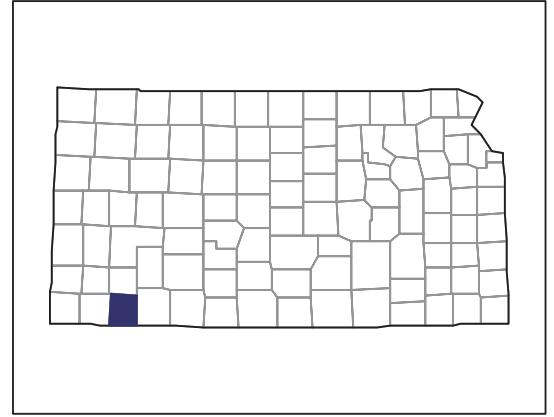
United States Department of Agriculture
National Agricultural Statistics Service

www.agcensus.usda.gov

2007 CENSUS OF AGRICULTURE

Seward County – Kansas

Farms with Native Hawaiian or Other Pacific Islander Operators Compared with All Farms



Data are not available at this geographic level for farms with Native Hawaiian or Other Pacific Islander operators.



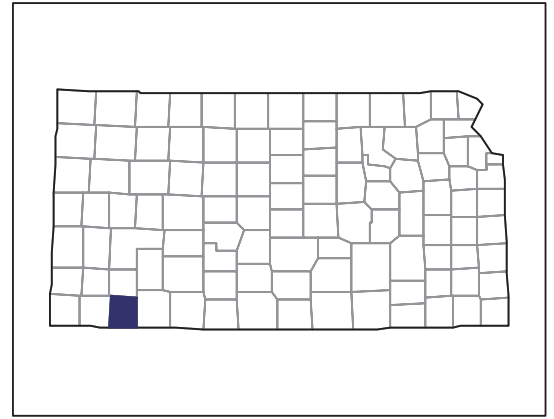
United States Department of Agriculture
National Agricultural Statistics Service

www.agcensus.usda.gov

2007 CENSUS OF AGRICULTURE

Seward County – Kansas

Farms with White Operators Compared with All Farms



Data are not available at this geographic level for farms with White operators.



United States Department of Agriculture
National Agricultural Statistics Service

www.agcensus.usda.gov

