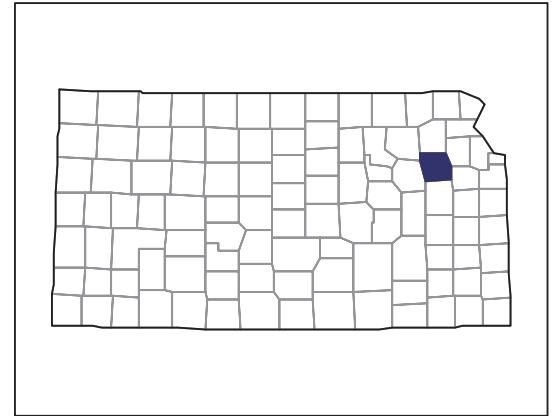


# 2007 CENSUS OF AGRICULTURE



## Shawnee County – Kansas

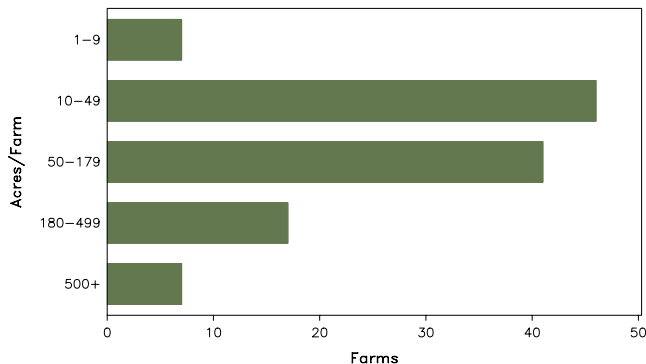
### Farms with Women Principal Operators Compared with All Farms

	Women Principal Operators	All Farms
<b>Number of Farms</b>	118	885
<b>Land in Farms</b>	16,899 acres	206,243 acres
<b>Average Size of Farm</b>	143 acres	233 acres
<b>Market Value of Products Sold</b>	\$1,610,000	\$39,673,000
Crop Sales	\$1,259,000	\$32,959,000
Livestock Sales	\$351,000	\$6,714,000
Average Per Farm	\$13,641	\$44,828
<b>Government Payments</b>	\$145,000	\$1,703,000
Average Per Farm Receiving Payments	\$3,305	\$4,458

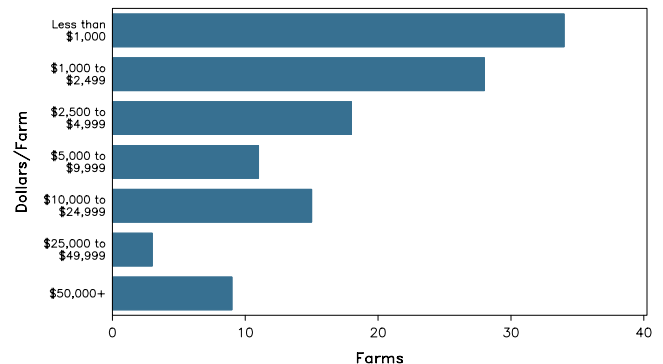
See footnotes on reverse page.

### Farms with Women Principal Operators

Farms by Size



Farms by Economic Size



# 2007 CENSUS OF AGRICULTURE

## Shawnee County – Kansas Farms with Women Principal Operators

### Selected Highlights

Item	Farms	Quantity
<b>MARKET VALUE OF AGRICULTURAL PRODUCTS SOLD (\$1,000)</b>		
Total value of agricultural products sold	118	1,610
Value of crops including nursery and greenhouse	47	1,259
Value of livestock, poultry, and their products	39	351
<b>VALUE OF SALES BY COMMODITY GROUP (\$1,000)</b>		
Grains, oilseeds, dry beans, and dry peas	15	1,080
Tobacco	-	-
Cotton and cottonseed	-	-
Vegetables, melons, potatoes and sweet potatoes	-	-
Fruits, tree nuts, and berries	-	-
Nursery, greenhouse, floriculture, and sod	5	40
Cut Christmas trees and short rotation woody crops	-	-
Other crops and hay	28	139
Poultry and eggs	6	(D)
Cattle and calves	26	(D)
Milk and other dairy products from cows	-	-
Hogs and pigs	-	-
Sheep, goats, and their products	5	4
Horses, ponies, mules, burros, and donkeys	9	49
Aquaculture	-	-
Other animals and other animal products	-	-
<b>TOP CROP ITEMS (acres)</b>		
Forage - land used for all hay and haylage, grass silage, and greenchop	44	3,018
Corn for grain	8	1,507
Soybeans for beans	11	1,501
Wheat for grain, all	3	383
Sorghum for grain	2	(D)
<b>TOP LIVESTOCK INVENTORY ITEMS (number)</b>		
Cattle and calves	28	963
Horses and ponies	50	466
Goats, all	8	155
Layers	6	73
Sheep and lambs	4	(D)

### Operator Characteristics

Item	Quantity
Primary occupation:	
Farming	41
Other	77
Days worked off farm:	
None	57
Any	61
Years on present farm:	
2 years or less	3
3 to 4 years	7
5 to 9 years	33
10 years or more	75
Age group:	
Under 45 years	13
45 to 64 years	51
65 years and over	54
Average age of principal operator (years)	61.5

### Economic Characteristics

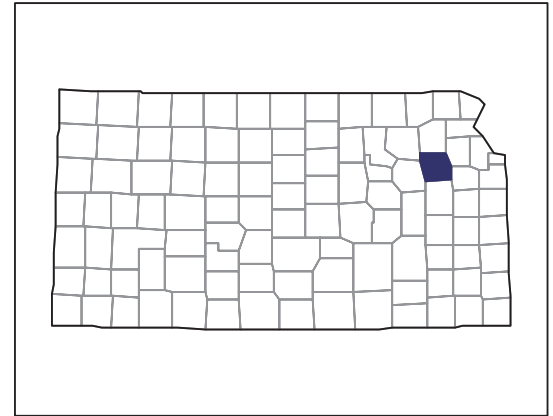
Item	Quantity
Farms by value of sales:	
Less than \$1,000	53
\$1,000 to \$2,499	21
\$2,500 to \$4,999	8
\$5,000 to \$9,999	12
\$10,000 to \$49,999	15
\$50,000 to \$99,999	7
\$100,000 to \$249,999	1
\$250,000 to \$499,999	-
\$500,000 or more	1
Total farm production expenses (\$1,000)	2,023
Average per farm (\$)	17,145
Net cash farm income of operation (\$1,000)	-76
Average per farm (\$)	-647
Value of agricultural products sold directly to individuals for human consumption (\$1,000)	10
Total organic product sales (\$1,000)	(D)
Total income from farm-related sources, gross before taxes and expenses (\$1,000)	192

See "Census of Agriculture, Volume 1, Geographic Area Series" for complete footnotes, explanations, definitions, and methodology.  
(D) Cannot be disclosed. (Z) Less than half of the unit shown.

# 2007 CENSUS OF AGRICULTURE

## Shawnee County – Kansas

### Farms with Spanish, Hispanic, or Latino Operators Compared with All Farms



Data are not available at this geographic level for farms with Spanish, Hispanic, or Latino operators.



United States Department of Agriculture  
National Agricultural Statistics Service

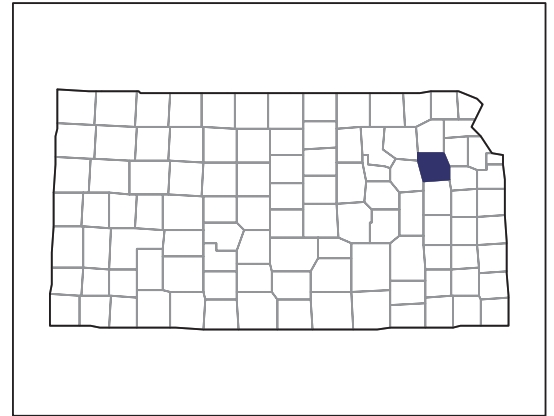
[www.agcensus.usda.gov](http://www.agcensus.usda.gov)



# 2007 CENSUS OF AGRICULTURE

## Shawnee County – Kansas

### Farms with American Indian or Alaska Native Operators Compared with All Farms



Data are not available at this geographic level for farms with American Indian or Alaska Native operators.



United States Department of Agriculture  
National Agricultural Statistics Service

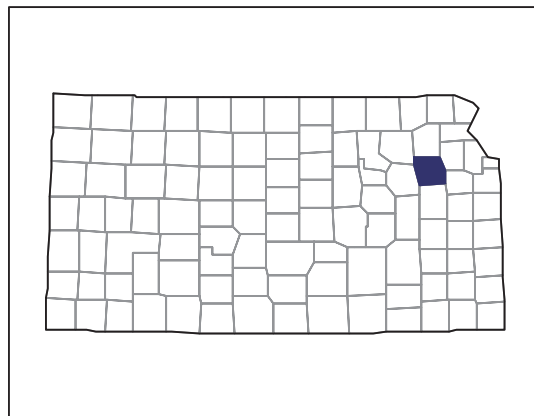
[www.agcensus.usda.gov](http://www.agcensus.usda.gov)



# 2007 CENSUS OF AGRICULTURE

## Shawnee County – Kansas

### Farms with Asian Operators Compared with All Farms



Data are not available at this geographic level for farms with Asian operators.



United States Department of Agriculture  
National Agricultural Statistics Service

[www.agcensus.usda.gov](http://www.agcensus.usda.gov)

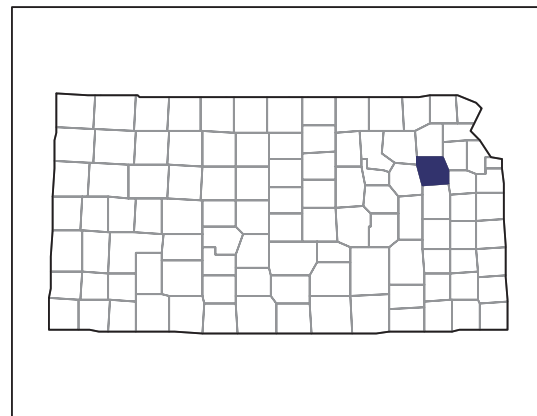




# 2007 CENSUS OF AGRICULTURE

## Shawnee County – Kansas

### Farms with Black or African American Operators Compared with All Farms



Data are not available at this geographic level for farms with Black or African American operators.



United States Department of Agriculture  
National Agricultural Statistics Service

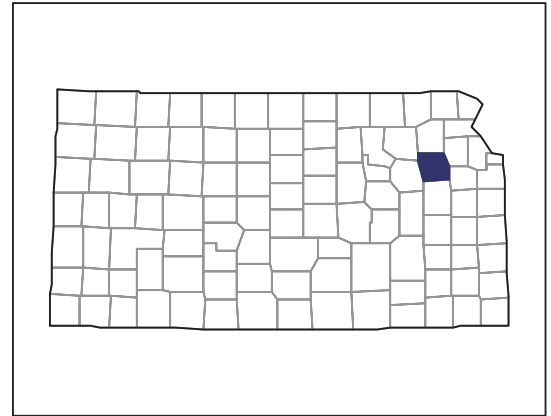
[www.agcensus.usda.gov](http://www.agcensus.usda.gov)



# 2007 CENSUS OF AGRICULTURE

## Shawnee County – Kansas

### Farms with Native Hawaiian or Other Pacific Islander Operators Compared with All Farms



Data are not available at this geographic level for farms with Native Hawaiian or Other Pacific Islander operators.



United States Department of Agriculture  
National Agricultural Statistics Service

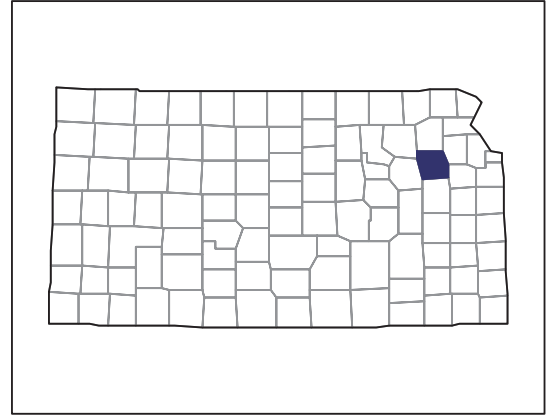
[www.agcensus.usda.gov](http://www.agcensus.usda.gov)



# 2007 CENSUS *OF* **AGRICULTURE**

## Shawnee County – Kansas

### Farms with White Operators Compared with All Farms



Data are not available at this geographic level for farms with White operators.



United States Department of Agriculture  
National Agricultural Statistics Service

[www.agcensus.usda.gov](http://www.agcensus.usda.gov)

