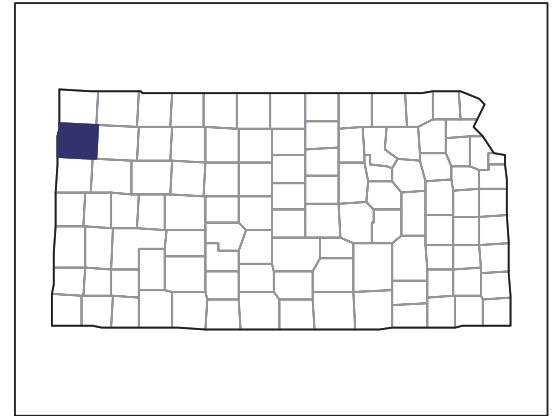


# 2007 CENSUS OF AGRICULTURE



## Sherman County – Kansas

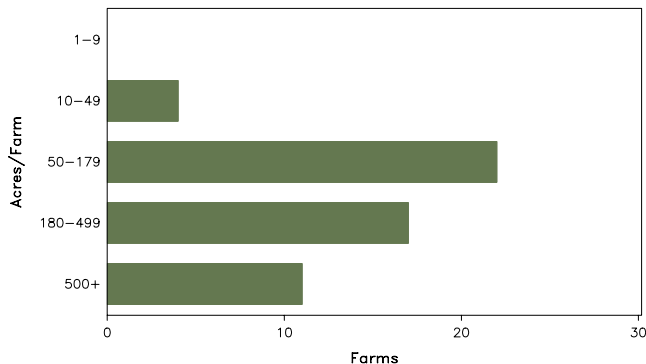
### Farms with Women Principal Operators Compared with All Farms

	Women Principal Operators	All Farms
<b>Number of Farms</b>	54	436
<b>Land in Farms</b>	19,864 acres	657,942 acres
<b>Average Size of Farm</b>	368 acres	1,509 acres
<b>Market Value of Products Sold</b>	\$1,332,000	\$161,330,000
Crop Sales	(D)	\$108,370,000
Livestock Sales	(D)	\$52,960,000
Average Per Farm	\$24,668	\$370,022
<b>Government Payments</b>	\$338,000	\$7,686,000
Average Per Farm Receiving Payments	\$6,630	\$19,556

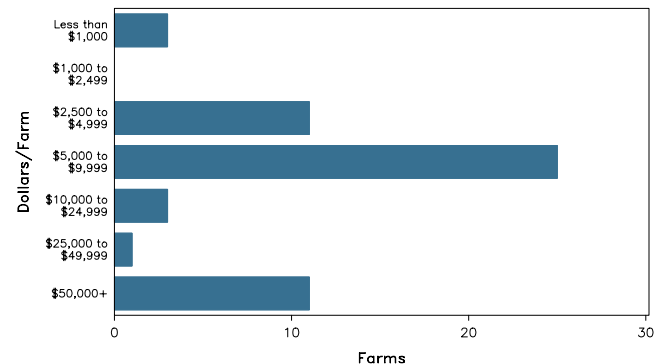
See footnotes on reverse page.

### Farms with Women Principal Operators

Farms by Size



Farms by Economic Size



# 2007 CENSUS OF AGRICULTURE

## Sherman County – Kansas Farms with Women Principal Operators

### Selected Highlights

Item	Farms	Quantity
<b>MARKET VALUE OF AGRICULTURAL PRODUCTS SOLD (\$1,000)</b>		
Total value of agricultural products sold	54	1,332
Value of crops including nursery and greenhouse	20	(D)
Value of livestock, poultry, and their products	5	(D)
<b>VALUE OF SALES BY COMMODITY GROUP (\$1,000)</b>		
Grains, oilseeds, dry beans, and dry peas	20	(D)
Tobacco	-	-
Cotton and cottonseed	-	-
Vegetables, melons, potatoes and sweet potatoes	-	-
Fruits, tree nuts, and berries	-	-
Nursery, greenhouse, floriculture, and sod	-	-
Cut Christmas trees and short rotation woody crops	-	-
Other crops and hay	1	(D)
Poultry and eggs	-	-
Cattle and calves	5	(D)
Milk and other dairy products from cows	-	-
Hogs and pigs	-	-
Sheep, goats, and their products	-	-
Horses, ponies, mules, burros, and donkeys	-	-
Aquaculture	-	-
Other animals and other animal products	-	-
<b>TOP CROP ITEMS (acres)</b>		
Wheat for grain, all	23	4,539
Corn for grain	6	631
Sunflower seed, all	2	(D)
Forage - land used for all hay and haylage, grass silage, and greenchop	2	(D)
Sorghum for silage or greenchop	1	(D)
<b>TOP LIVESTOCK INVENTORY ITEMS (number)</b>		
Cattle and calves	4	184
Horses and ponies	1	(D)

### Operator Characteristics

Item	Quantity
Primary occupation:	
Farming	16
Other	38
Days worked off farm:	
None	28
Any	26
Years on present farm:	
2 years or less	-
3 to 4 years	5
5 to 9 years	5
10 years or more	44
Age group:	
Under 45 years	5
45 to 64 years	20
65 years and over	29
Average age of principal operator (years)	66.1

### Economic Characteristics

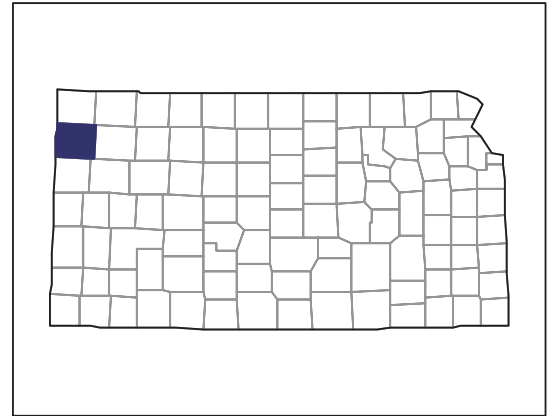
Item	Quantity
Farms by value of sales:	
Less than \$1,000	31
\$1,000 to \$2,499	-
\$2,500 to \$4,999	5
\$5,000 to \$9,999	6
\$10,000 to \$49,999	3
\$50,000 to \$99,999	5
\$100,000 to \$249,999	2
\$250,000 to \$499,999	2
\$500,000 or more	-
Total farm production expenses (\$1,000)	1,141
Average per farm (\$)	21,131
Net cash farm income of operation (\$1,000)	663
Average per farm (\$)	12,278
Value of agricultural products sold directly to individuals for human consumption (\$1,000)	-
Total organic product sales (\$1,000)	-
Total income from farm-related sources, gross before taxes and expenses (\$1,000)	134

See "Census of Agriculture, Volume 1, Geographic Area Series" for complete footnotes, explanations, definitions, and methodology.  
(D) Cannot be disclosed. (Z) Less than half of the unit shown.

# 2007 CENSUS OF AGRICULTURE

## Sherman County – Kansas

### Farms with Spanish, Hispanic, or Latino Operators Compared with All Farms



Data are not available at this geographic level for farms with Spanish, Hispanic, or Latino operators.



United States Department of Agriculture  
National Agricultural Statistics Service

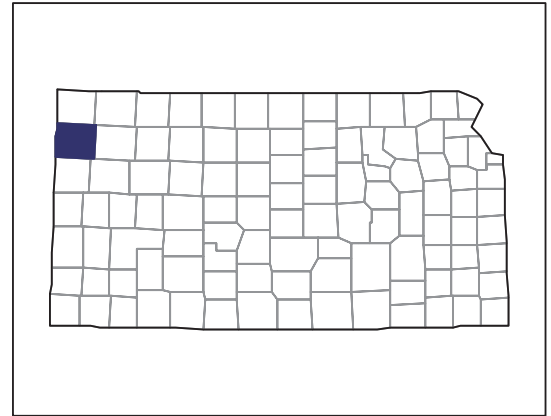
[www.agcensus.usda.gov](http://www.agcensus.usda.gov)



# 2007 CENSUS OF AGRICULTURE

## Sherman County – Kansas

### Farms with American Indian or Alaska Native Operators Compared with All Farms



Data are not available at this geographic level for farms with American Indian or Alaska Native operators.



United States Department of Agriculture  
National Agricultural Statistics Service

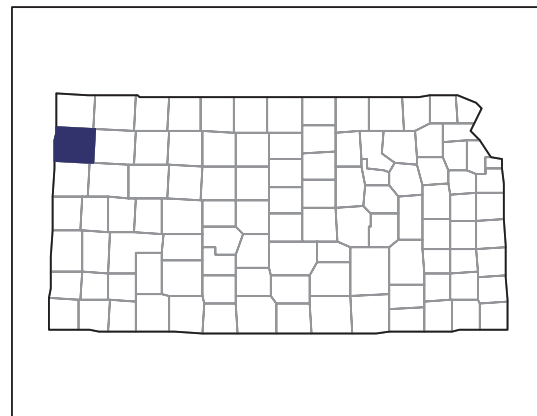
[www.agcensus.usda.gov](http://www.agcensus.usda.gov)



# 2007 CENSUS OF AGRICULTURE

## Sherman County – Kansas

### Farms with Asian Operators Compared with All Farms



Data are not available at this geographic level for farms with Asian operators.



United States Department of Agriculture  
National Agricultural Statistics Service

[www.agcensus.usda.gov](http://www.agcensus.usda.gov)

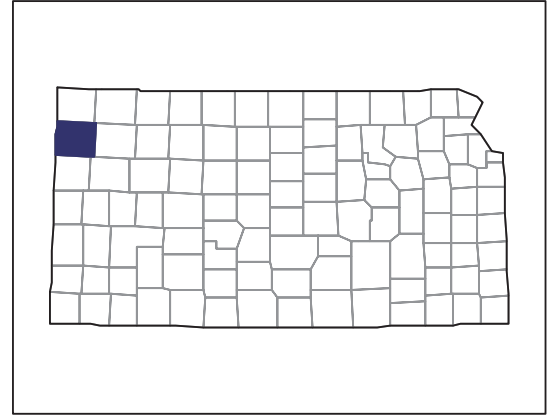




# 2007 CENSUS OF AGRICULTURE

## Sherman County – Kansas

### Farms with Black or African American Operators Compared with All Farms



Data are not available at this geographic level for farms with Black or African American operators.



United States Department of Agriculture  
National Agricultural Statistics Service

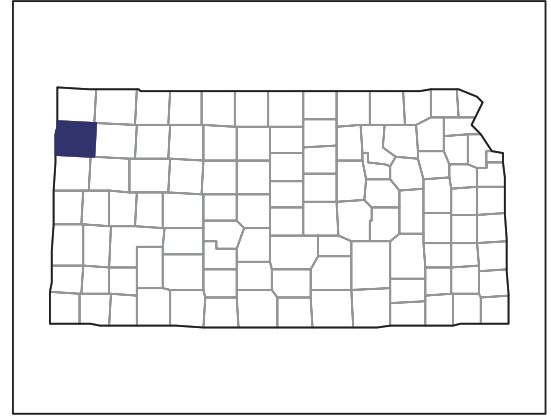
[www.agcensus.usda.gov](http://www.agcensus.usda.gov)



# 2007 CENSUS *OF* AGRICULTURE

## Sherman County – Kansas

### Farms with Native Hawaiian or Other Pacific Islander Operators Compared with All Farms



Data are not available at this geographic level for farms with Native Hawaiian or Other Pacific Islander operators.



United States Department of Agriculture  
National Agricultural Statistics Service

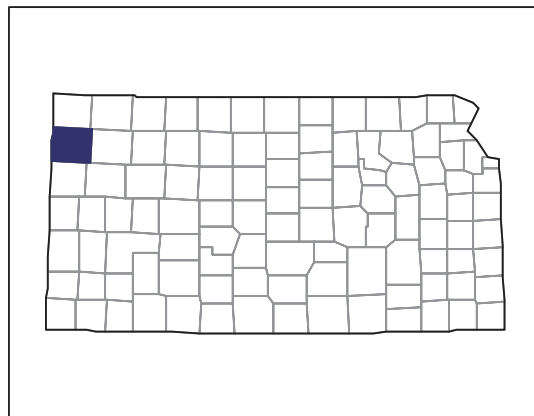
[www.agcensus.usda.gov](http://www.agcensus.usda.gov)



# 2007 CENSUS OF AGRICULTURE

## Sherman County – Kansas

### Farms with White Operators Compared with All Farms



Data are not available at this geographic level for farms with White operators.



United States Department of Agriculture  
National Agricultural Statistics Service

[www.agcensus.usda.gov](http://www.agcensus.usda.gov)

