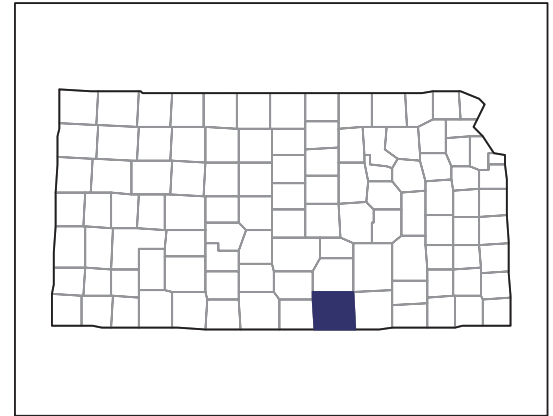


2007 CENSUS OF AGRICULTURE



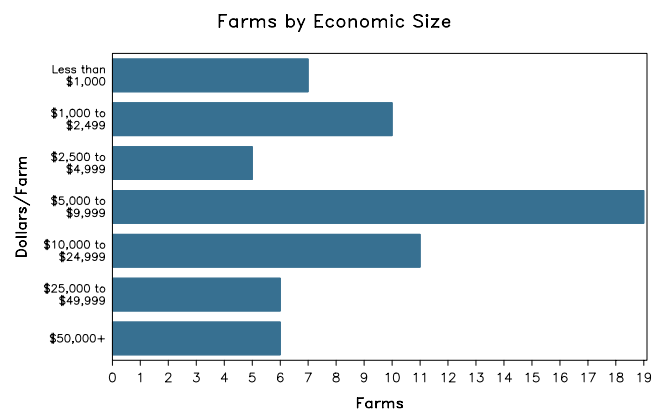
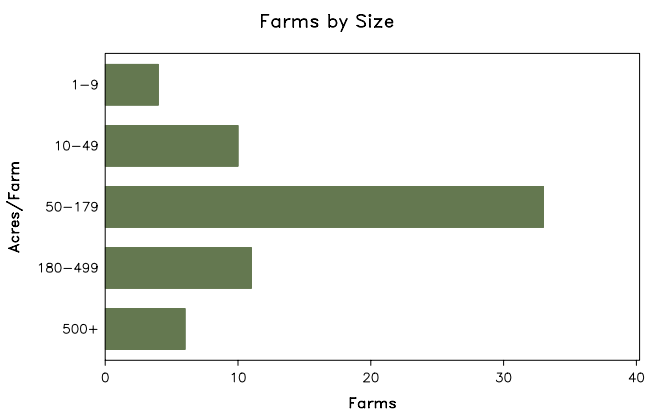
Sumner County – Kansas

Farms with Women Principal Operators Compared with All Farms

	Women Principal Operators	All Farms
Number of Farms	64	1,099
Land in Farms	11,695 acres	709,865 acres
Average Size of Farm	183 acres	646 acres
Market Value of Products Sold	\$622,000	\$74,683,000
Crop Sales	\$444,000	\$50,711,000
Livestock Sales	\$178,000	\$23,972,000
Average Per Farm	\$9,717	\$67,956
Government Payments	\$239,000	\$7,744,000
Average Per Farm Receiving Payments	\$5,086	\$9,525

See footnotes on reverse page.

Farms with Women Principal Operators



2007 CENSUS OF AGRICULTURE

Sumner County – Kansas Farms with Women Principal Operators

Selected Highlights

Item	Farms	Quantity
MARKET VALUE OF AGRICULTURAL PRODUCTS SOLD (\$1,000)		
Total value of agricultural products sold	64	622
Value of crops including nursery and greenhouse	36	444
Value of livestock, poultry, and their products	24	178
VALUE OF SALES BY COMMODITY GROUP (\$1,000)		
Grains, oilseeds, dry beans, and dry peas	29	410
Tobacco	-	-
Cotton and cottonseed	-	-
Vegetables, melons, potatoes and sweet potatoes	-	-
Fruits, tree nuts, and berries	-	-
Nursery, greenhouse, floriculture, and sod	-	-
Cut Christmas trees and short rotation woody crops	-	-
Other crops and hay	8	34
Poultry and eggs	5	5
Cattle and calves	20	161
Milk and other dairy products from cows	-	-
Hogs and pigs	2	(D)
Sheep, goats, and their products	4	2
Horses, ponies, mules, burros, and donkeys	2	(D)
Aquaculture	-	-
Other animals and other animal products	2	(D)
TOP CROP ITEMS (acres)		
Wheat for grain, all	25	2,588
Sorghum for grain	8	647
Forage - land used for all hay and haylage, grass silage, and greenchop	17	593
Soybeans for beans	5	303
TOP LIVESTOCK INVENTORY ITEMS (number)		
Cattle and calves	24	531
Layers	7	213
Rabbits and their pelts	2	(D)
Pullets for laying flock replacement	2	(D)
Broilers and other meat-type chickens	1	(D)

Operator Characteristics

Item	Quantity
Primary occupation:	
Farming	25
Other	39
Days worked off farm:	
None	24
Any	40
Years on present farm:	
2 years or less	5
3 to 4 years	1
5 to 9 years	8
10 years or more	50
Age group:	
Under 45 years	8
45 to 64 years	30
65 years and over	26
Average age of principal operator (years)	60.9

Economic Characteristics

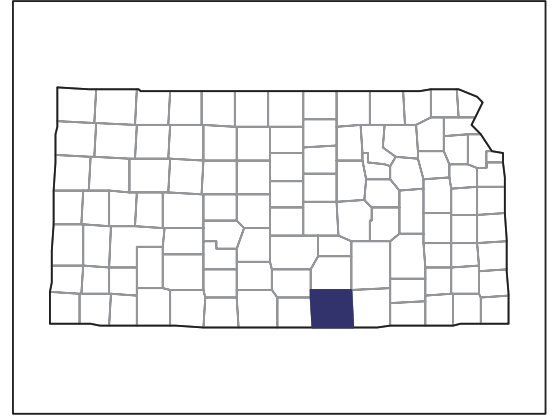
Item	Quantity
Farms by value of sales:	
Less than \$1,000	18
\$1,000 to \$2,499	6
\$2,500 to \$4,999	8
\$5,000 to \$9,999	16
\$10,000 to \$49,999	14
\$50,000 to \$99,999	2
\$100,000 to \$249,999	-
\$250,000 to \$499,999	-
\$500,000 or more	-
Total farm production expenses (\$1,000)	1,162
Average per farm (\$)	18,161
Net cash farm income of operation (\$1,000)	86
Average per farm (\$)	1,340
Value of agricultural products sold directly to individuals for human consumption (\$1,000)	5
Total organic product sales (\$1,000)	-
Total income from farm-related sources, gross before taxes and expenses (\$1,000)	387

See "Census of Agriculture, Volume 1, Geographic Area Series" for complete footnotes, explanations, definitions, and methodology.
(D) Cannot be disclosed. (Z) Less than half of the unit shown.

2007 CENSUS OF AGRICULTURE

Sumner County – Kansas

Farms with Spanish, Hispanic, or Latino Operators Compared with All Farms



Data are not available at this geographic level for farms with Spanish, Hispanic, or Latino operators.



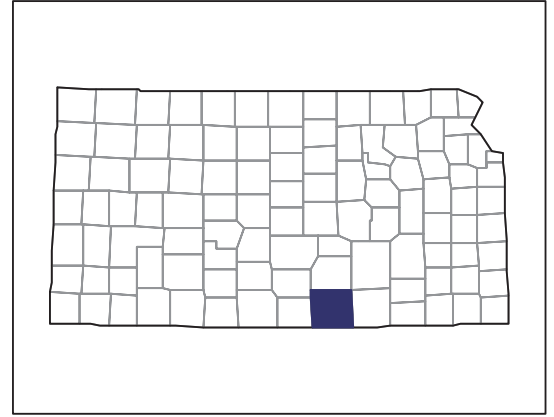
United States Department of Agriculture
National Agricultural Statistics Service

www.agcensus.usda.gov

2007 CENSUS OF AGRICULTURE

Sumner County – Kansas

Farms with American Indian or Alaska Native Operators Compared with All Farms



Data are not available at this geographic level for farms with American Indian or Alaska Native operators.



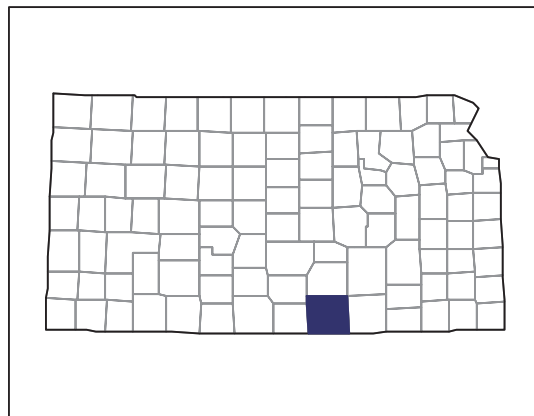
United States Department of Agriculture
National Agricultural Statistics Service

www.agcensus.usda.gov

2007 CENSUS OF AGRICULTURE

Sumner County – Kansas

**Farms with Asian Operators
Compared with All Farms**



Data are not available at this geographic level for farms with Asian operators.



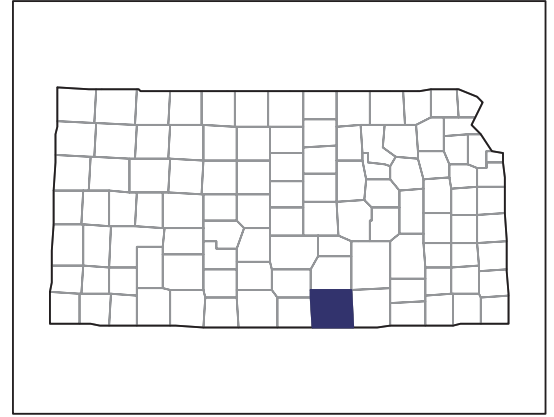
United States Department of Agriculture
National Agricultural Statistics Service

www.agcensus.usda.gov

2007 CENSUS OF AGRICULTURE

Sumner County – Kansas

Farms with Black or African American Operators Compared with All Farms



Data are not available at this geographic level for farms with Black or African American operators.



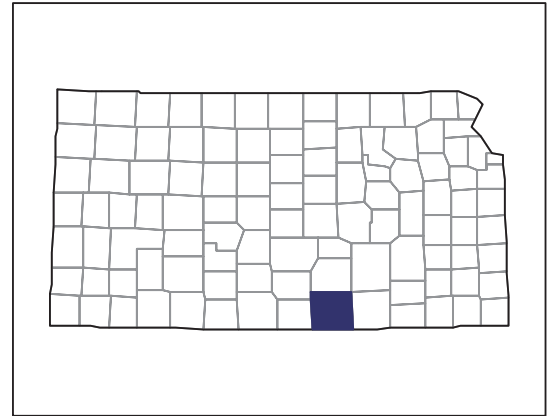
United States Department of Agriculture
National Agricultural Statistics Service

www.agcensus.usda.gov

2007 CENSUS OF AGRICULTURE

Sumner County – Kansas

Farms with Native Hawaiian or Other Pacific Islander Operators Compared with All Farms



Data are not available at this geographic level for farms with Native Hawaiian or Other Pacific Islander operators.



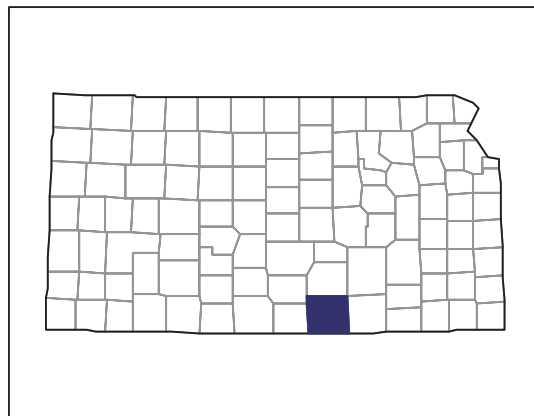
United States Department of Agriculture
National Agricultural Statistics Service

www.agcensus.usda.gov

2007 CENSUS OF AGRICULTURE

Sumner County – Kansas

Farms with White Operators Compared with All Farms



Data are not available at this geographic level for farms with White operators.



United States Department of Agriculture
National Agricultural Statistics Service

www.agcensus.usda.gov

