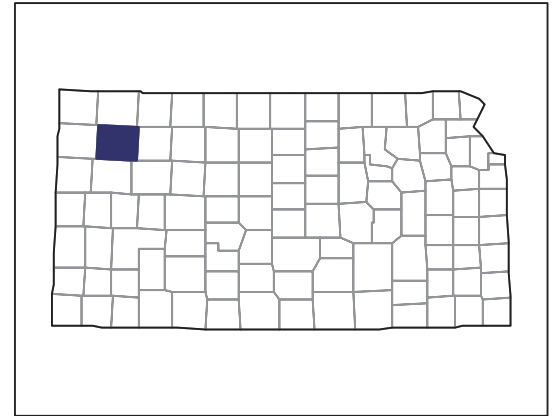


# 2007 CENSUS OF AGRICULTURE



## Thomas County – Kansas

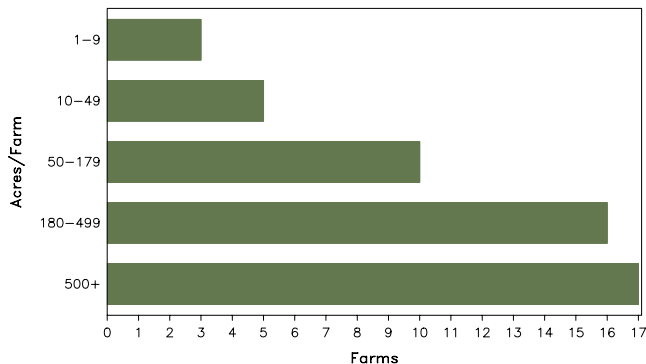
### Farms with Women Principal Operators Compared with All Farms

	Women Principal Operators	All Farms
<b>Number of Farms</b>	51	464
<b>Land in Farms</b>	32,334 acres	657,471 acres
<b>Average Size of Farm</b>	634 acres	1,417 acres
<b>Market Value of Products Sold</b>	\$6,615,000	\$211,027,000
Crop Sales	(D)	\$129,521,000
Livestock Sales	(D)	\$81,505,000
Average Per Farm	\$129,711	\$454,799
<b>Government Payments</b>	\$502,000	\$8,815,000
Average Per Farm Receiving Payments	\$13,931	\$23,634

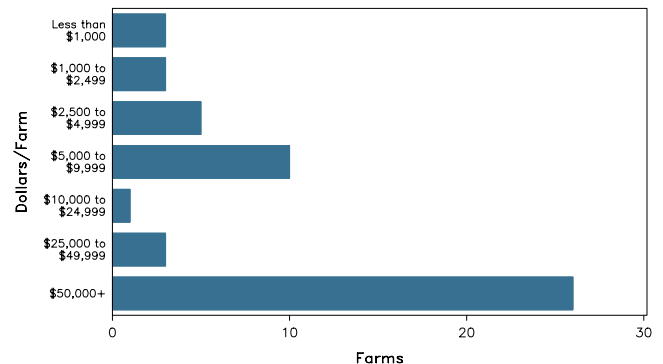
See footnotes on reverse page.

### Farms with Women Principal Operators

Farms by Size



Farms by Economic Size



# 2007 CENSUS OF AGRICULTURE

## Thomas County – Kansas Farms with Women Principal Operators

### Selected Highlights

Item	Farms	Quantity
<b>MARKET VALUE OF AGRICULTURAL PRODUCTS SOLD (\$1,000)</b>		
Total value of agricultural products sold	51	6,615
Value of crops including nursery and greenhouse	28	(D)
Value of livestock, poultry, and their products	19	(D)
<b>VALUE OF SALES BY COMMODITY GROUP (\$1,000)</b>		
Grains, oilseeds, dry beans, and dry peas	28	(D)
Tobacco	-	-
Cotton and cottonseed	-	-
Vegetables, melons, potatoes and sweet potatoes	-	-
Fruits, tree nuts, and berries	-	-
Nursery, greenhouse, floriculture, and sod	-	-
Cut Christmas trees and short rotation woody crops	-	-
Other crops and hay	-	-
Poultry and eggs	7	4
Cattle and calves	13	1,001
Milk and other dairy products from cows	-	-
Hogs and pigs	5	(D)
Sheep, goats, and their products	5	7
Horses, ponies, mules, burros, and donkeys	2	(D)
Aquaculture	-	-
Other animals and other animal products	-	-
<b>TOP CROP ITEMS (acres)</b>		
Wheat for grain, all	28	12,031
Corn for grain	11	4,554
Sorghum for grain	5	1,689
Soybeans for beans	1	(D)
Sorghum for silage or greenchop	1	(D)
<b>TOP LIVESTOCK INVENTORY ITEMS (number)</b>		
Cattle and calves	15	3,289
Layers	7	178
Sheep and lambs	4	107
Horses and ponies	5	45
Hogs and pigs	5	42

### Operator Characteristics

Item	Quantity
Primary occupation:	
Farming	16
Other	35
Days worked off farm:	
None	19
Any	32
Years on present farm:	
2 years or less	4
3 to 4 years	5
5 to 9 years	-
10 years or more	42
Age group:	
Under 45 years	13
45 to 64 years	14
65 years and over	24
Average age of principal operator (years)	61.0

### Economic Characteristics

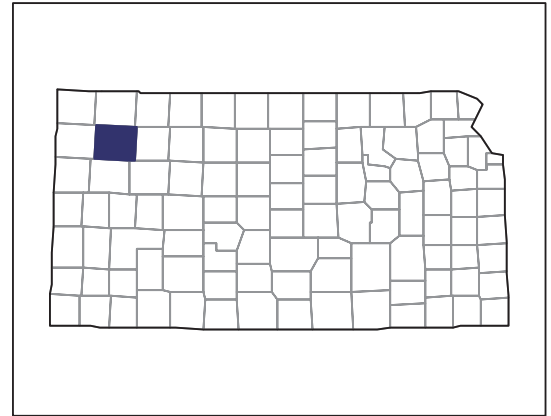
Item	Quantity
Farms by value of sales:	
Less than \$1,000	12
\$1,000 to \$2,499	-
\$2,500 to \$4,999	4
\$5,000 to \$9,999	6
\$10,000 to \$49,999	3
\$50,000 to \$99,999	9
\$100,000 to \$249,999	10
\$250,000 to \$499,999	3
\$500,000 or more	4
Total farm production expenses (\$1,000)	5,212
Average per farm (\$)	102,189
Net cash farm income of operation (\$1,000)	2,433
Average per farm (\$)	47,706
Value of agricultural products sold directly to individuals for human consumption (\$1,000)	(D)
Total organic product sales (\$1,000)	-
Total income from farm-related sources, gross before taxes and expenses (\$1,000)	528

See "Census of Agriculture, Volume 1, Geographic Area Series" for complete footnotes, explanations, definitions, and methodology.  
(D) Cannot be disclosed. (Z) Less than half of the unit shown.

# 2007 CENSUS OF AGRICULTURE

## Thomas County – Kansas

### Farms with Spanish, Hispanic, or Latino Operators Compared with All Farms



Data are not available at this geographic level for farms with Spanish, Hispanic, or Latino operators.



United States Department of Agriculture  
National Agricultural Statistics Service

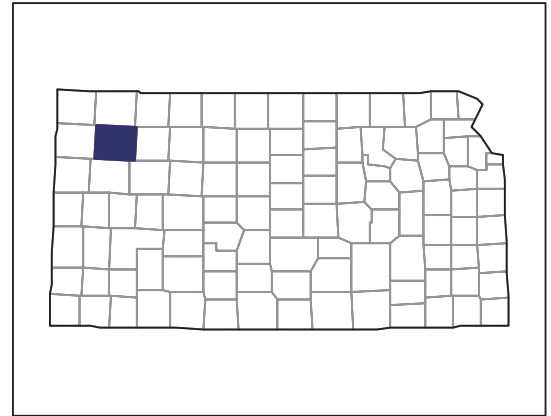
[www.agcensus.usda.gov](http://www.agcensus.usda.gov)



# 2007 CENSUS OF AGRICULTURE

## Thomas County – Kansas

### Farms with American Indian or Alaska Native Operators Compared with All Farms



Data are not available at this geographic level for farms with American Indian or Alaska Native operators.



United States Department of Agriculture  
National Agricultural Statistics Service

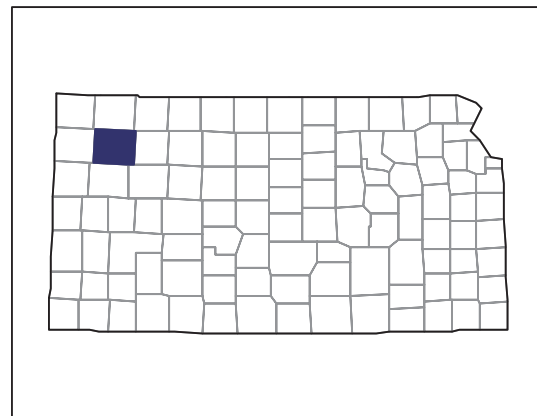
[www.agcensus.usda.gov](http://www.agcensus.usda.gov)



# 2007 CENSUS OF AGRICULTURE

## Thomas County – Kansas

### Farms with Asian Operators Compared with All Farms



Data are not available at this geographic level for farms with Asian operators.



United States Department of Agriculture  
National Agricultural Statistics Service

[www.agcensus.usda.gov](http://www.agcensus.usda.gov)

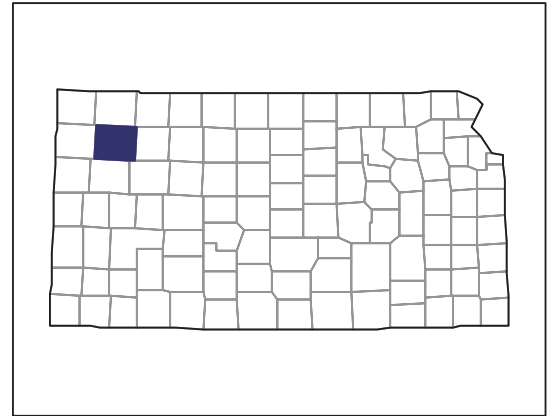




# 2007 CENSUS OF AGRICULTURE

## Thomas County – Kansas

### Farms with Black or African American Operators Compared with All Farms



Data are not available at this geographic level for farms with Black or African American operators.



United States Department of Agriculture  
National Agricultural Statistics Service

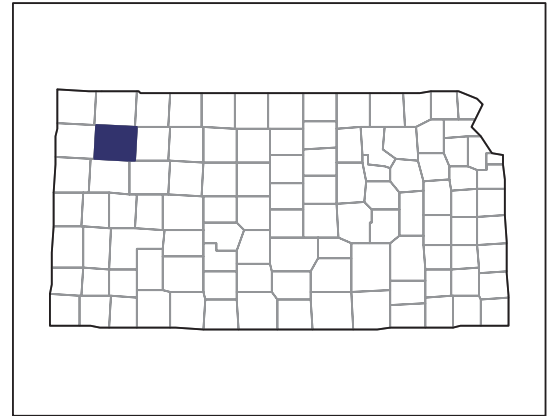
[www.agcensus.usda.gov](http://www.agcensus.usda.gov)



# 2007 CENSUS OF AGRICULTURE

## Thomas County – Kansas

### Farms with Native Hawaiian or Other Pacific Islander Operators Compared with All Farms



Data are not available at this geographic level for farms with Native Hawaiian or Other Pacific Islander operators.



United States Department of Agriculture  
National Agricultural Statistics Service

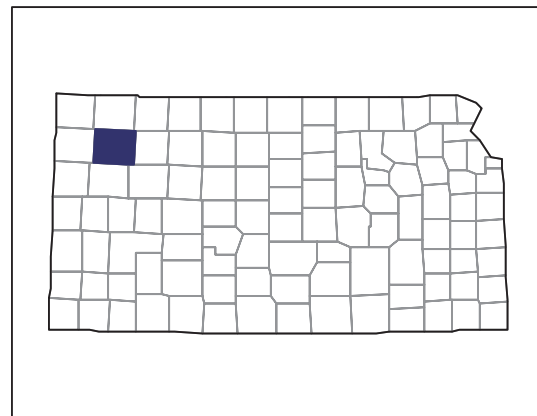
[www.agcensus.usda.gov](http://www.agcensus.usda.gov)



# 2007 CENSUS OF AGRICULTURE

## Thomas County – Kansas

### Farms with White Operators Compared with All Farms



Data are not available at this geographic level for farms with White operators.



United States Department of Agriculture  
National Agricultural Statistics Service

[www.agcensus.usda.gov](http://www.agcensus.usda.gov)

