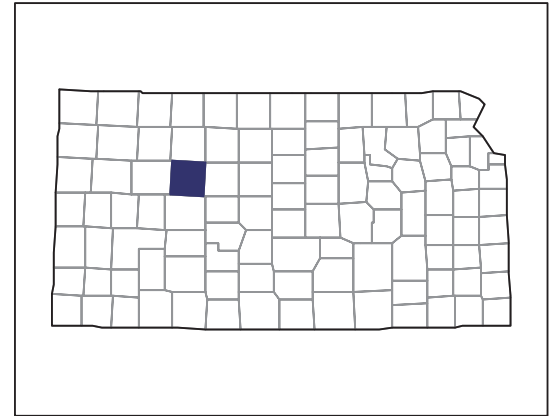


2007 CENSUS OF AGRICULTURE



Trego County – Kansas

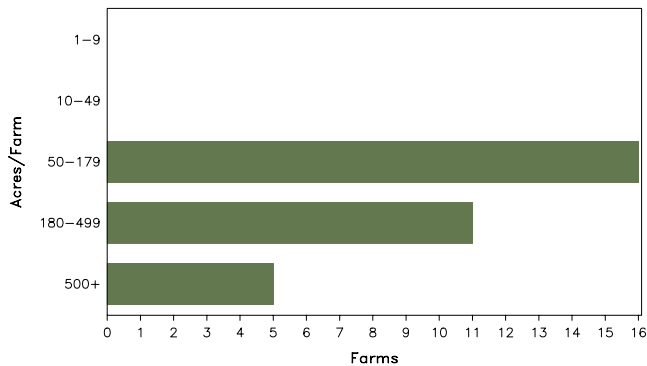
Farms with Women Principal Operators Compared with All Farms

	Women Principal Operators	All Farms
Number of Farms	32	380
Land in Farms	12,951 acres	429,588 acres
Average Size of Farm	405 acres	1,130 acres
Market Value of Products Sold	\$662,000	\$44,401,000
Crop Sales	\$440,000	\$30,057,000
Livestock Sales	\$223,000	\$14,343,000
Average Per Farm	\$20,691	\$116,844
Government Payments	\$100,000	\$3,105,000
Average Per Farm Receiving Payments	\$4,019	\$9,379

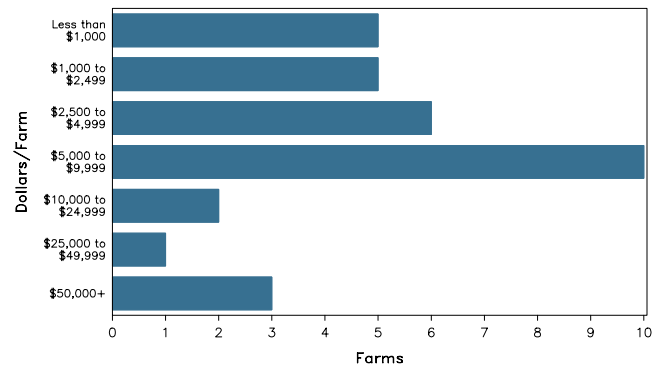
See footnotes on reverse page.

Farms with Women Principal Operators

Farms by Size



Farms by Economic Size



2007 CENSUS OF AGRICULTURE

Trego County – Kansas Farms with Women Principal Operators

Selected Highlights

Item	Farms	Quantity
MARKET VALUE OF AGRICULTURAL PRODUCTS SOLD (\$1,000)		
Total value of agricultural products sold	32	662
Value of crops including nursery and greenhouse	9	440
Value of livestock, poultry, and their products	7	223
VALUE OF SALES BY COMMODITY GROUP (\$1,000)		
Grains, oilseeds, dry beans, and dry peas	8	351
Tobacco	-	-
Cotton and cottonseed	-	-
Vegetables, melons, potatoes and sweet potatoes	-	-
Fruits, tree nuts, and berries	-	-
Nursery, greenhouse, floriculture, and sod	-	-
Cut Christmas trees and short rotation woody crops	-	-
Other crops and hay	5	89
Poultry and eggs	1	(D)
Cattle and calves	7	(D)
Milk and other dairy products from cows	-	-
Hogs and pigs	-	-
Sheep, goats, and their products	-	-
Horses, ponies, mules, burros, and donkeys	-	-
Aquaculture	-	-
Other animals and other animal products	-	-
TOP CROP ITEMS (acres)		
Wheat for grain, all	8	914
Forage - land used for all hay and haylage, grass silage, and greenchop	5	540
Sorghum for grain	2	(D)
Corn for grain	1	(D)
TOP LIVESTOCK INVENTORY ITEMS (number)		
Cattle and calves	10	475
Horses and ponies	4	44
Layers	1	(D)
Pullets for laying flock replacement	1	(D)

Operator Characteristics

Item	Quantity
Primary occupation:	
Farming	10
Other	22
Days worked off farm:	
None	17
Any	15
Years on present farm:	
2 years or less	-
3 to 4 years	1
5 to 9 years	4
10 years or more	27
Age group:	
Under 45 years	-
45 to 64 years	8
65 years and over	24
Average age of principal operator (years)	71.9

Economic Characteristics

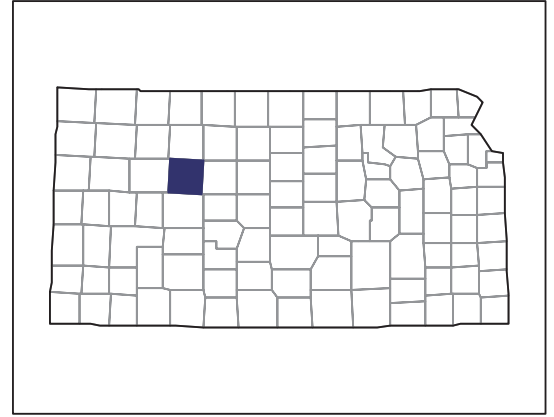
Item	Quantity
Farms by value of sales:	
Less than \$1,000	20
\$1,000 to \$2,499	2
\$2,500 to \$4,999	2
\$5,000 to \$9,999	2
\$10,000 to \$49,999	3
\$50,000 to \$99,999	-
\$100,000 to \$249,999	2
\$250,000 to \$499,999	1
\$500,000 or more	-
Total farm production expenses (\$1,000)	469
Average per farm (\$)	14,658
Net cash farm income of operation (\$1,000)	377
Average per farm (\$)	11,780
Value of agricultural products sold directly to individuals for human consumption (\$1,000)	-
Total organic product sales (\$1,000)	-
Total income from farm-related sources, gross before taxes and expenses (\$1,000)	83

See "Census of Agriculture, Volume 1, Geographic Area Series" for complete footnotes, explanations, definitions, and methodology.
(D) Cannot be disclosed. (Z) Less than half of the unit shown.

2007 CENSUS OF AGRICULTURE

Trego County – Kansas

Farms with Spanish, Hispanic, or Latino Operators Compared with All Farms



Data are not available at this geographic level for farms with Spanish, Hispanic, or Latino operators.



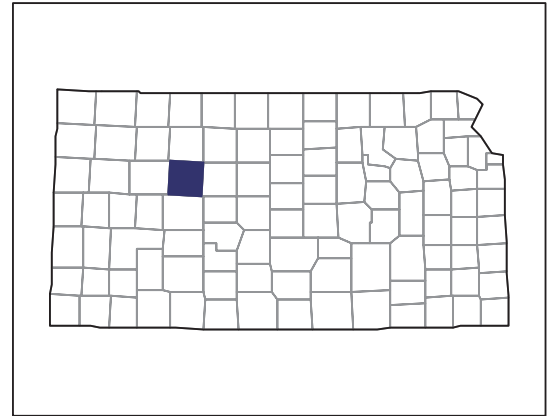
United States Department of Agriculture
National Agricultural Statistics Service

www.agcensus.usda.gov

2007 CENSUS OF AGRICULTURE

Trego County – Kansas

Farms with American Indian or Alaska Native Operators Compared with All Farms



Data are not available at this geographic level for farms with American Indian or Alaska Native operators.



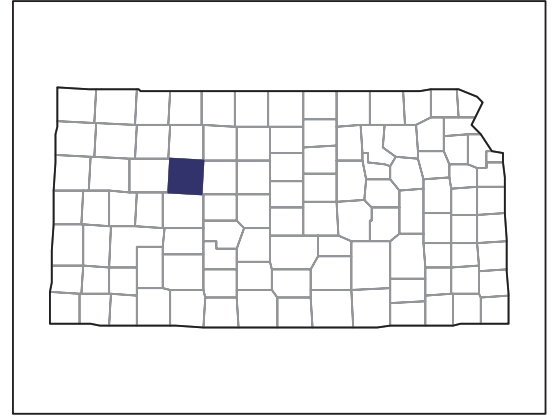
United States Department of Agriculture
National Agricultural Statistics Service

www.agcensus.usda.gov

2007 CENSUS OF AGRICULTURE

Trego County – Kansas

Farms with Asian Operators Compared with All Farms



Data are not available at this geographic level for farms with Asian operators.



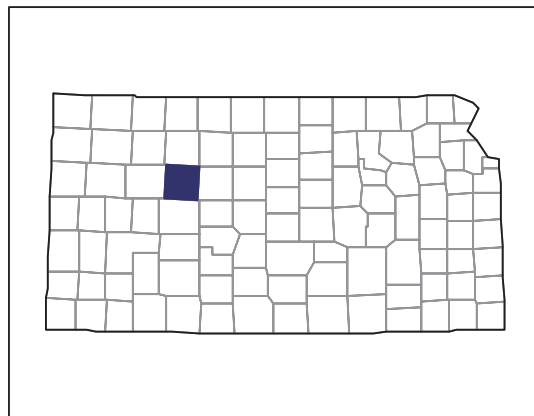
United States Department of Agriculture
National Agricultural Statistics Service

www.agcensus.usda.gov

2007 CENSUS OF AGRICULTURE

Trego County – Kansas

Farms with Black or African American Operators Compared with All Farms



Data are not available at this geographic level for farms with Black or African American operators.



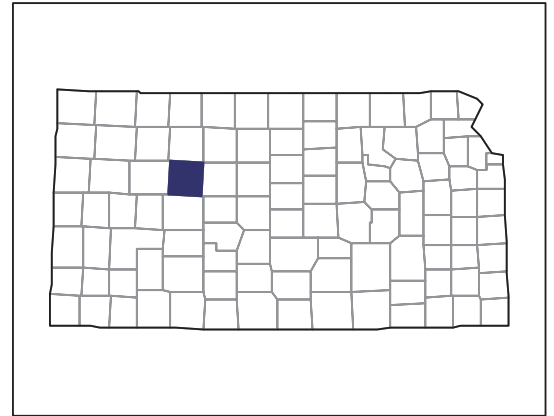
United States Department of Agriculture
National Agricultural Statistics Service

www.agcensus.usda.gov

2007 CENSUS OF AGRICULTURE

Trego County – Kansas

Farms with Native Hawaiian or Other Pacific Islander Operators Compared with All Farms



Data are not available at this geographic level for farms with Native Hawaiian or Other Pacific Islander operators.



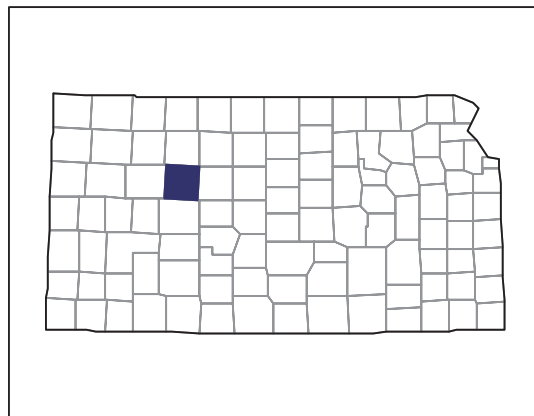
United States Department of Agriculture
National Agricultural Statistics Service

www.agcensus.usda.gov

2007 CENSUS OF AGRICULTURE

Trego County – Kansas

Farms with White Operators Compared with All Farms



Data are not available at this geographic level for farms with White operators.



United States Department of Agriculture
National Agricultural Statistics Service

www.agcensus.usda.gov

