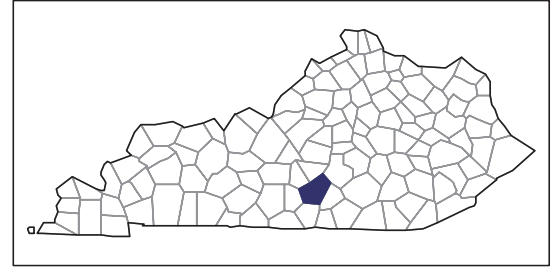


2007 CENSUS OF AGRICULTURE



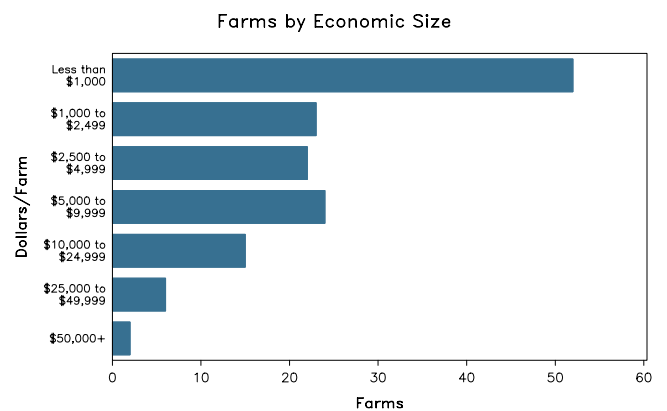
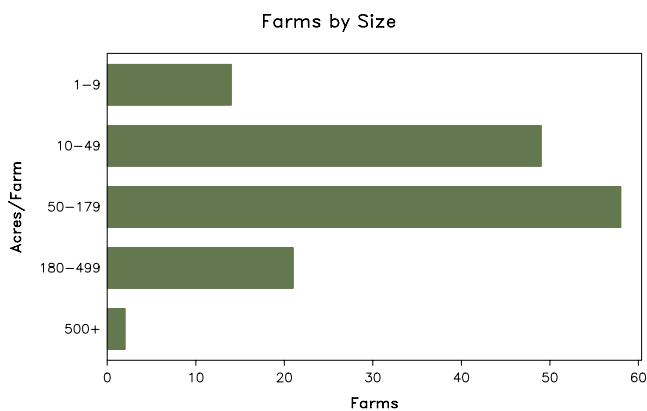
Adair County – Kentucky

Farms with Women Principal Operators Compared with All Farms

	Women Principal Operators	All Farms
Number of Farms	144	1,424
Land in Farms	13,632 acres	187,981 acres
Average Size of Farm	95 acres	132 acres
Market Value of Products Sold	\$863,000	\$47,426,000
Crop Sales	\$307,000	\$7,830,000
Livestock Sales	\$556,000	\$39,595,000
Average Per Farm	\$5,991	\$33,305
Government Payments	\$63,000	\$991,000
Average Per Farm Receiving Payments	\$1,345	\$1,736

See footnotes on reverse page.

Farms with Women Principal Operators



2007 CENSUS OF AGRICULTURE

Adair County – Kentucky Farms with Women Principal Operators

Selected Highlights

Item	Farms	Quantity
MARKET VALUE OF AGRICULTURAL PRODUCTS SOLD (\$1,000)		
Total value of agricultural products sold	144	863
Value of crops including nursery and greenhouse	50	307
Value of livestock, poultry, and their products	68	556
VALUE OF SALES BY COMMODITY GROUP (\$1,000)		
Grains, oilseeds, dry beans, and dry peas	1	(D)
Tobacco	2	(D)
Cotton and cottonseed	-	-
Vegetables, melons, potatoes and sweet potatoes	-	-
Fruits, tree nuts, and berries	-	-
Nursery, greenhouse, floriculture, and sod	5	(D)
Cut Christmas trees and short rotation woody crops	-	-
Other crops and hay	43	279
Poultry and eggs	10	6
Cattle and calves	44	490
Milk and other dairy products from cows	-	-
Hogs and pigs	5	(D)
Sheep, goats, and their products	4	(D)
Horses, ponies, mules, burros, and donkeys	20	55
Aquaculture	-	-
Other animals and other animal products	2	(D)
TOP CROP ITEMS (acres)		
Forage - land used for all hay and haylage, grass silage, and greenchop	78	3,440
Corn for silage or greenchop	1	(D)
Tobacco	2	(D)
Apples	2	(D)
Nursery stock	3	(D)
TOP LIVESTOCK INVENTORY ITEMS (number)		
Cattle and calves	56	1,663
Horses and ponies	43	313
Layers	10	187
Hogs and pigs	8	98
Mules, burros, and donkeys	20	83

Operator Characteristics

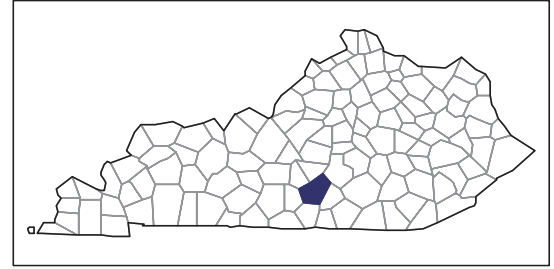
Item	Quantity
Primary occupation:	
Farming	43
Other	101
Days worked off farm:	
None	59
Any	85
Years on present farm:	
2 years or less	9
3 to 4 years	14
5 to 9 years	34
10 years or more	87
Age group:	
Under 45 years	18
45 to 64 years	62
65 years and over	64
Average age of principal operator (years)	61.8

Economic Characteristics

Item	Quantity
Farms by value of sales:	
Less than \$1,000	60
\$1,000 to \$2,499	22
\$2,500 to \$4,999	18
\$5,000 to \$9,999	22
\$10,000 to \$49,999	20
\$50,000 to \$99,999	2
\$100,000 to \$249,999	-
\$250,000 to \$499,999	-
\$500,000 or more	-
Total farm production expenses (\$1,000)	1,127
Average per farm (\$)	7,823
Net cash farm income of operation (\$1,000)	(D)
Average per farm (\$)	(D)
Value of agricultural products sold directly to individuals for human consumption (\$1,000)	(D)
Total organic product sales (\$1,000)	-
Total income from farm-related sources, gross before taxes and expenses (\$1,000)	369

See "Census of Agriculture, Volume 1, Geographic Area Series" for complete footnotes, explanations, definitions, and methodology.
(D) Cannot be disclosed. (Z) Less than half of the unit shown.

2007 CENSUS OF AGRICULTURE



Adair County – Kentucky

Farms with Spanish, Hispanic, or Latino Operators Compared with All Farms

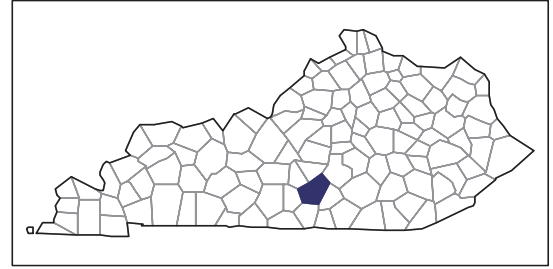
Data are not available at this geographic level for farms with Spanish, Hispanic, or Latino operators.



United States Department of Agriculture
National Agricultural Statistics Service

www.agcensus.usda.gov

2007 CENSUS OF AGRICULTURE



Adair County – Kentucky

Farms with American Indian or Alaska Native Operators Compared with All Farms

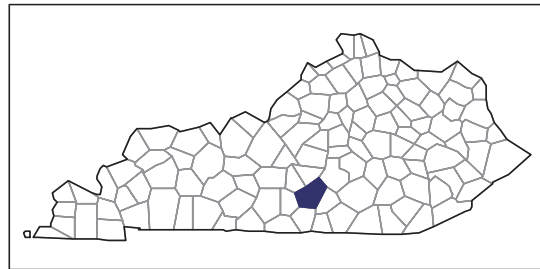
Data are not available at this geographic level for farms with American Indian or Alaska Native operators.



United States Department of Agriculture
National Agricultural Statistics Service

www.agcensus.usda.gov

2007 CENSUS OF AGRICULTURE



Adair County – Kentucky

**Farms with Asian Operators
Compared with All Farms**

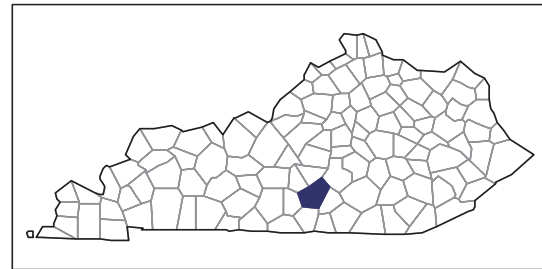
Data are not available at this geographic level for farms with Asian operators.



United States Department of Agriculture
National Agricultural Statistics Service

www.agcensus.usda.gov

2007 CENSUS OF AGRICULTURE



Adair County – Kentucky

Farms with Black or African American Operators Compared with All Farms

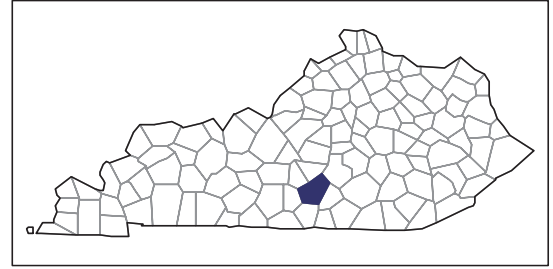
Data are not available at this geographic level for farms with Black or African American operators.



United States Department of Agriculture
National Agricultural Statistics Service

www.agcensus.usda.gov

2007 CENSUS OF AGRICULTURE



Adair County – Kentucky

Farms with Native Hawaiian or Other Pacific Islander Operators Compared with All Farms

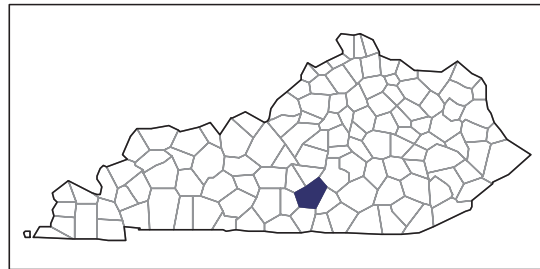
Data are not available at this geographic level for farms with Native Hawaiian or Other Pacific Islander operators.



United States Department of Agriculture
National Agricultural Statistics Service

www.agcensus.usda.gov

2007 CENSUS OF AGRICULTURE



Adair County – Kentucky

Farms with White Operators Compared with All Farms

Data are not available at this geographic level for farms with White operators.



United States Department of Agriculture
National Agricultural Statistics Service

www.agcensus.usda.gov

