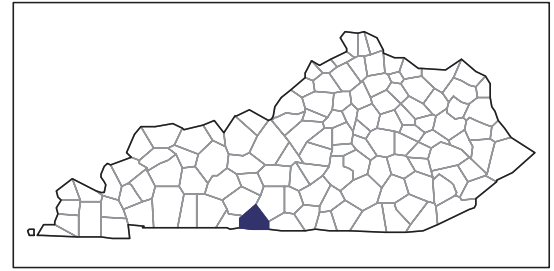


2007 CENSUS OF AGRICULTURE



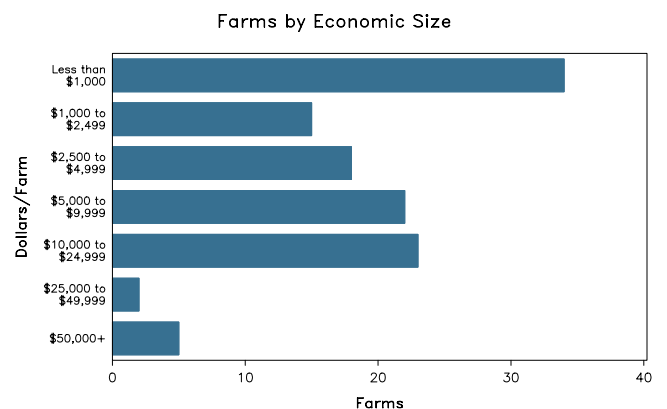
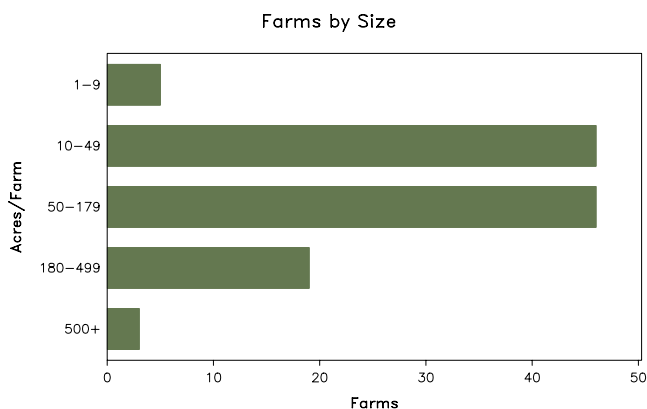
Allen County – Kentucky

Farms with Women Principal Operators Compared with All Farms

	Women Principal Operators	All Farms
Number of Farms	119	1,208
Land in Farms	13,558 acres	166,663 acres
Average Size of Farm	114 acres	138 acres
Market Value of Products Sold	\$1,449,000	\$52,843,000
Crop Sales	\$175,000	\$7,462,000
Livestock Sales	\$1,274,000	\$45,381,000
Average Per Farm	\$12,174	\$43,744
Government Payments	(D)	\$1,184,000
Average Per Farm Receiving Payments	(D)	\$2,575

See footnotes on reverse page.

Farms with Women Principal Operators



2007 CENSUS OF AGRICULTURE

Allen County – Kentucky Farms with Women Principal Operators

Selected Highlights

Item	Farms	Quantity
MARKET VALUE OF AGRICULTURAL PRODUCTS SOLD (\$1,000)		
Total value of agricultural products sold	119	1,449
Value of crops including nursery and greenhouse	29	175
Value of livestock, poultry, and their products	70	1,274
VALUE OF SALES BY COMMODITY GROUP (\$1,000)		
Grains, oilseeds, dry beans, and dry peas	2	(D)
Tobacco	4	(D)
Cotton and cottonseed	-	-
Vegetables, melons, potatoes and sweet potatoes	4	79
Fruits, tree nuts, and berries	-	-
Nursery, greenhouse, floriculture, and sod	-	-
Cut Christmas trees and short rotation woody crops	-	-
Other crops and hay	23	76
Poultry and eggs	6	(D)
Cattle and calves	55	614
Milk and other dairy products from cows	2	(D)
Hogs and pigs	4	619
Sheep, goats, and their products	6	18
Horses, ponies, mules, burros, and donkeys	5	3
Aquaculture	-	-
Other animals and other animal products	-	-
TOP CROP ITEMS (acres)		
Forage - land used for all hay and haylage, grass silage, and greenchop	75	2,443
Vegetables harvested for sale	4	14
Tobacco	4	(D)
Corn for grain	2	(D)
Cantaloupes	2	(D)
TOP LIVESTOCK INVENTORY ITEMS (number)		
Cattle and calves	61	2,184
Sheep and lambs	6	372
Hogs and pigs	6	330
Horses and ponies	50	264
Goats, all	9	98

Operator Characteristics

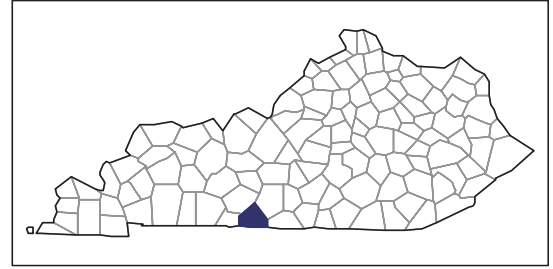
Item	Quantity
Primary occupation:	
Farming	48
Other	71
Days worked off farm:	
None	37
Any	82
Years on present farm:	
2 years or less	10
3 to 4 years	18
5 to 9 years	25
10 years or more	66
Age group:	
Under 45 years	13
45 to 64 years	66
65 years and over	40
Average age of principal operator (years)	59.0

Economic Characteristics

Item	Quantity
Farms by value of sales:	
Less than \$1,000	45
\$1,000 to \$2,499	11
\$2,500 to \$4,999	12
\$5,000 to \$9,999	23
\$10,000 to \$49,999	23
\$50,000 to \$99,999	3
\$100,000 to \$249,999	-
\$250,000 to \$499,999	2
\$500,000 or more	-
Total farm production expenses (\$1,000)	1,955
Average per farm (\$)	16,431
Net cash farm income of operation (\$1,000)	-385
Average per farm (\$)	-3,235
Value of agricultural products sold directly to individuals for human consumption (\$1,000)	(D)
Total organic product sales (\$1,000)	-
Total income from farm-related sources, gross before taxes and expenses (\$1,000)	67

See "Census of Agriculture, Volume 1, Geographic Area Series" for complete footnotes, explanations, definitions, and methodology.
(D) Cannot be disclosed. (Z) Less than half of the unit shown.

2007 CENSUS OF AGRICULTURE



Allen County – Kentucky

Farms with Spanish, Hispanic, or Latino Operators Compared with All Farms

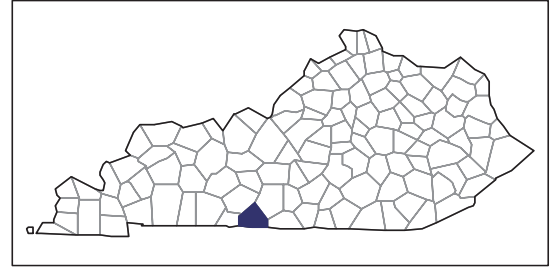
Data are not available at this geographic level for farms with Spanish, Hispanic, or Latino operators.



United States Department of Agriculture
National Agricultural Statistics Service

www.agcensus.usda.gov

2007 CENSUS OF AGRICULTURE



Allen County – Kentucky

Farms with American Indian or Alaska Native Operators Compared with All Farms

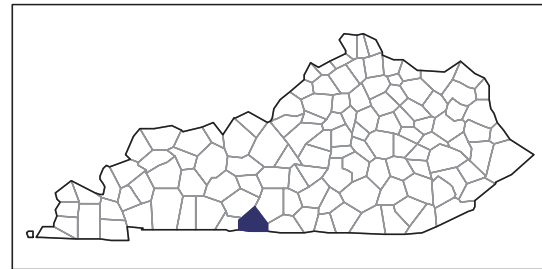
Data are not available at this geographic level for farms with American Indian or Alaska Native operators.



United States Department of Agriculture
National Agricultural Statistics Service

www.agcensus.usda.gov

2007 CENSUS OF AGRICULTURE



Allen County – Kentucky

Farms with Asian Operators Compared with All Farms

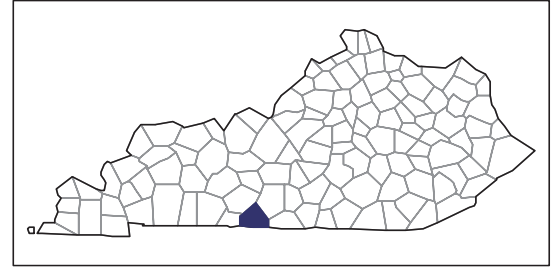
Data are not available at this geographic level for farms with Asian operators.



United States Department of Agriculture
National Agricultural Statistics Service

www.agcensus.usda.gov

2007 CENSUS OF AGRICULTURE



Allen County – Kentucky

Farms with Black or African American Operators Compared with All Farms

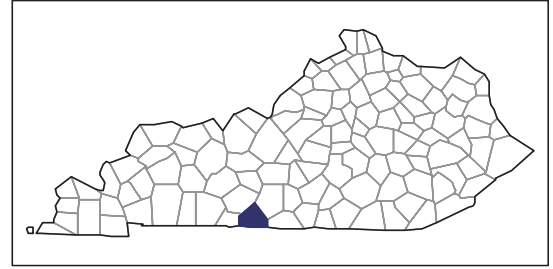
Data are not available at this geographic level for farms with Black or African American operators.



United States Department of Agriculture
National Agricultural Statistics Service

www.agcensus.usda.gov

2007 CENSUS OF AGRICULTURE



Allen County – Kentucky

Farms with Native Hawaiian or Other Pacific Islander Operators Compared with All Farms

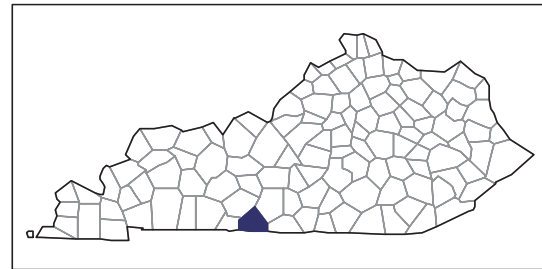
Data are not available at this geographic level for farms with Native Hawaiian or Other Pacific Islander operators.



United States Department of Agriculture
National Agricultural Statistics Service

www.agcensus.usda.gov

2007 CENSUS OF AGRICULTURE



Allen County – Kentucky

Farms with White Operators Compared with All Farms

Data are not available at this geographic level for farms with White operators.



United States Department of Agriculture
National Agricultural Statistics Service

www.agcensus.usda.gov

