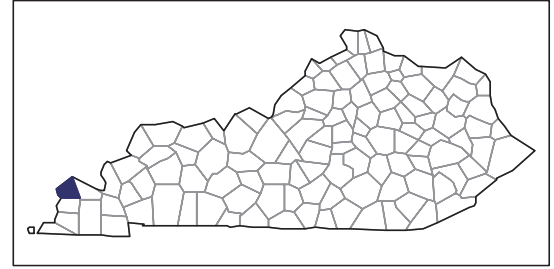


2007 CENSUS OF AGRICULTURE



Ballard County – Kentucky

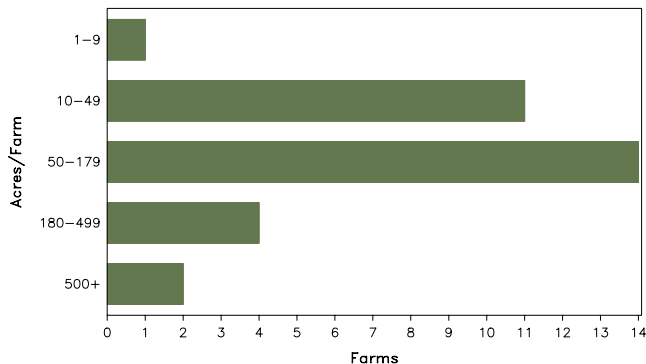
Farms with Women Principal Operators Compared with All Farms

	Women Principal Operators	All Farms
Number of Farms	32	481
Land in Farms	4,274 acres	110,199 acres
Average Size of Farm	134 acres	229 acres
Market Value of Products Sold	\$208,000	\$60,404,000
Crop Sales	\$129,000	\$25,114,000
Livestock Sales	\$80,000	\$35,290,000
Average Per Farm	\$6,513	\$125,580
Government Payments	\$125,000	\$1,469,000
Average Per Farm Receiving Payments	\$5,660	\$5,585

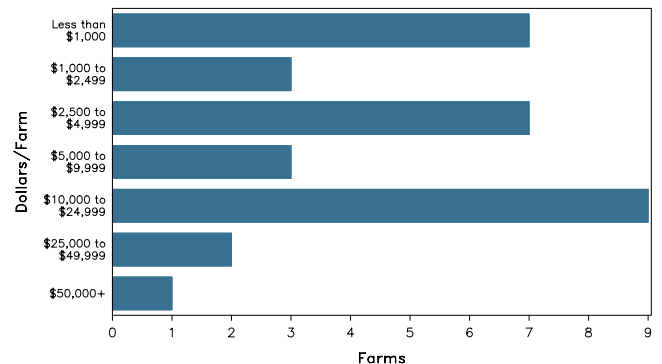
See footnotes on reverse page.

Farms with Women Principal Operators

Farms by Size



Farms by Economic Size



2007 CENSUS OF AGRICULTURE

Ballard County – Kentucky Farms with Women Principal Operators

Selected Highlights

Item	Farms	Quantity
MARKET VALUE OF AGRICULTURAL PRODUCTS SOLD (\$1,000)		
Total value of agricultural products sold	32	208
Value of crops including nursery and greenhouse	11	129
Value of livestock, poultry, and their products	7	80
VALUE OF SALES BY COMMODITY GROUP (\$1,000)		
Grains, oilseeds, dry beans, and dry peas	5	(D)
Tobacco	-	-
Cotton and cottonseed	-	-
Vegetables, melons, potatoes and sweet potatoes	-	-
Fruits, tree nuts, and berries	-	-
Nursery, greenhouse, floriculture, and sod	-	-
Cut Christmas trees and short rotation woody crops	-	-
Other crops and hay	6	(D)
Poultry and eggs	-	-
Cattle and calves	5	(D)
Milk and other dairy products from cows	-	-
Hogs and pigs	-	-
Sheep, goats, and their products	-	-
Horses, ponies, mules, burros, and donkeys	2	(D)
Aquaculture	-	-
Other animals and other animal products	-	-
TOP CROP ITEMS (acres)		
Forage - land used for all hay and haylage, grass silage, and greenchop	9	360
Soybeans for beans	3	15
TOP LIVESTOCK INVENTORY ITEMS (number)		
Cattle and calves	5	148
Horses and ponies	6	30

Operator Characteristics

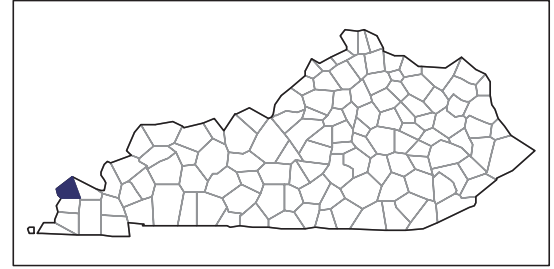
Item	Quantity
Primary occupation:	
Farming	4
Other	28
Days worked off farm:	
None	14
Any	18
Years on present farm:	
2 years or less	2
3 to 4 years	-
5 to 9 years	8
10 years or more	22
Age group:	
Under 45 years	3
45 to 64 years	16
65 years and over	13
Average age of principal operator (years)	62.0

Economic Characteristics

Item	Quantity
Farms by value of sales:	
Less than \$1,000	23
\$1,000 to \$2,499	-
\$2,500 to \$4,999	1
\$5,000 to \$9,999	1
\$10,000 to \$49,999	6
\$50,000 to \$99,999	1
\$100,000 to \$249,999	-
\$250,000 to \$499,999	-
\$500,000 or more	-
Total farm production expenses (\$1,000)	201
Average per farm (\$)	6,270
Net cash farm income of operation (\$1,000)	166
Average per farm (\$)	5,184
Value of agricultural products sold directly to individuals for human consumption (\$1,000)	-
Total organic product sales (\$1,000)	-
Total income from farm-related sources, gross before taxes and expenses (\$1,000)	34

See "Census of Agriculture, Volume 1, Geographic Area Series" for complete footnotes, explanations, definitions, and methodology.
(D) Cannot be disclosed. (Z) Less than half of the unit shown.

2007 CENSUS OF AGRICULTURE



Ballard County – Kentucky

Farms with Spanish, Hispanic, or Latino Operators Compared with All Farms

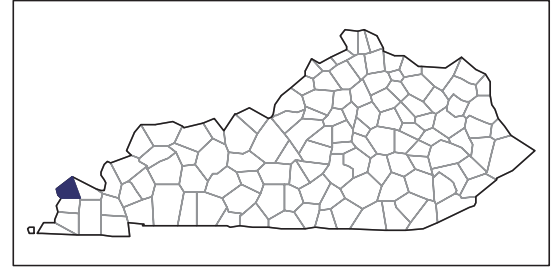
Data are not available at this geographic level for farms with Spanish, Hispanic, or Latino operators.



United States Department of Agriculture
National Agricultural Statistics Service

www.agcensus.usda.gov

2007 CENSUS OF AGRICULTURE



Ballard County – Kentucky

Farms with American Indian or Alaska Native Operators Compared with All Farms

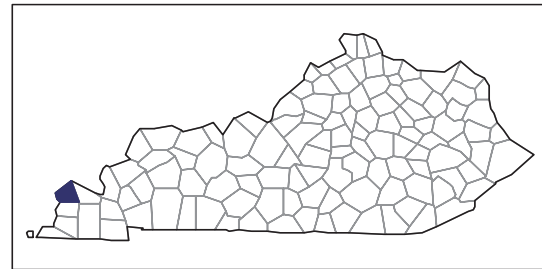
Data are not available at this geographic level for farms with American Indian or Alaska Native operators.



United States Department of Agriculture
National Agricultural Statistics Service

www.agcensus.usda.gov

2007 CENSUS OF AGRICULTURE



Ballard County – Kentucky

Farms with Asian Operators Compared with All Farms

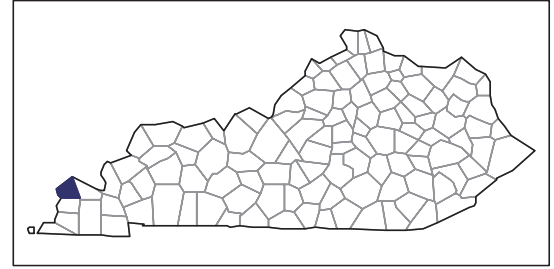
Data are not available at this geographic level for farms with Asian operators.



United States Department of Agriculture
National Agricultural Statistics Service

www.agcensus.usda.gov

2007 CENSUS OF AGRICULTURE



Ballard County – Kentucky

Farms with Black or African American Operators Compared with All Farms

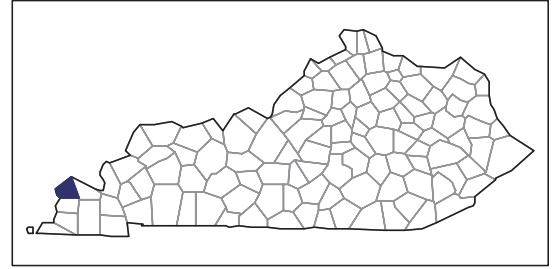
Data are not available at this geographic level for farms with Black or African American operators.



United States Department of Agriculture
National Agricultural Statistics Service

www.agcensus.usda.gov

2007 CENSUS OF AGRICULTURE



Ballard County – Kentucky

Farms with Native Hawaiian or Other Pacific Islander Operators Compared with All Farms

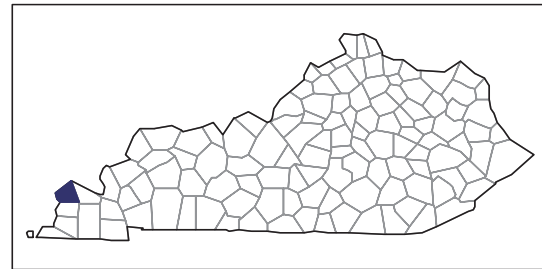
Data are not available at this geographic level for farms with Native Hawaiian or Other Pacific Islander operators.



United States Department of Agriculture
National Agricultural Statistics Service

www.agcensus.usda.gov

2007 CENSUS OF AGRICULTURE



Ballard County – Kentucky

Farms with White Operators Compared with All Farms

Data are not available at this geographic level for farms with White operators.



United States Department of Agriculture
National Agricultural Statistics Service

www.agcensus.usda.gov

