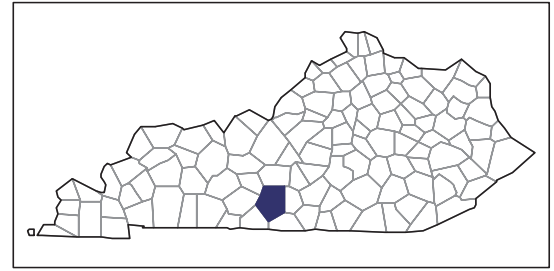


2007 CENSUS OF AGRICULTURE



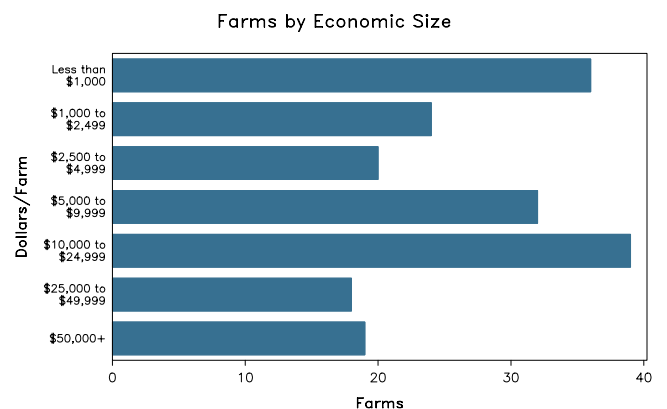
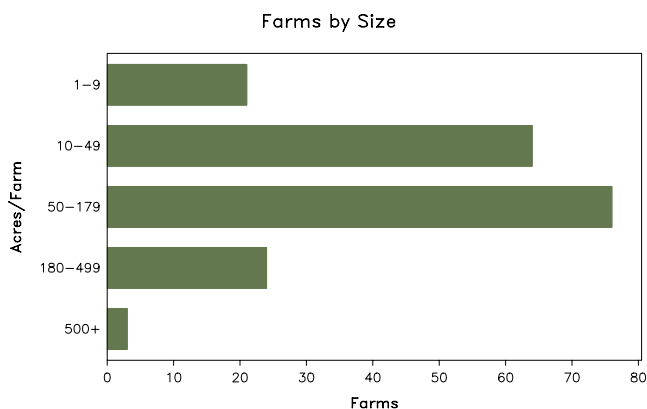
Barren County – Kentucky

Farms with Women Principal Operators Compared with All Farms

	Women Principal Operators	All Farms
Number of Farms	188	2,170
Land in Farms	18,236 acres	264,717 acres
Average Size of Farm	97 acres	122 acres
Market Value of Products Sold	\$4,426,000	\$105,835,000
Crop Sales	\$1,250,000	\$20,140,000
Livestock Sales	\$3,176,000	\$85,695,000
Average Per Farm	\$23,542	\$48,772
Government Payments	\$151,000	\$1,831,000
Average Per Farm Receiving Payments	\$2,221	\$2,835

See footnotes on reverse page.

Farms with Women Principal Operators



2007 CENSUS OF AGRICULTURE

Barren County – Kentucky Farms with Women Principal Operators

Selected Highlights

Item	Farms	Quantity
MARKET VALUE OF AGRICULTURAL PRODUCTS SOLD (\$1,000)		
Total value of agricultural products sold	188	4,426
Value of crops including nursery and greenhouse	58	1,250
Value of livestock, poultry, and their products	127	3,176
VALUE OF SALES BY COMMODITY GROUP (\$1,000)		
Grains, oilseeds, dry beans, and dry peas	7	(D)
Tobacco	13	(D)
Cotton and cottonseed	-	-
Vegetables, melons, potatoes and sweet potatoes	-	-
Fruits, tree nuts, and berries	-	-
Nursery, greenhouse, floriculture, and sod	2	(D)
Cut Christmas trees and short rotation woody crops	-	-
Other crops and hay	39	255
Poultry and eggs	9	(D)
Cattle and calves	103	2,227
Milk and other dairy products from cows	9	(D)
Hogs and pigs	3	1
Sheep, goats, and their products	10	9
Horses, ponies, mules, burros, and donkeys	12	283
Aquaculture	-	-
Other animals and other animal products	4	2
TOP CROP ITEMS (acres)		
Forage - land used for all hay and haylage, grass silage, and greenchop	120	6,474
Corn for silage or greenchop	3	(D)
Soybeans for beans	3	(D)
Tobacco	13	237
Corn for grain	7	132
TOP LIVESTOCK INVENTORY ITEMS (number)		
Cattle and calves	115	6,600
Goats, all	13	297
Horses and ponies	45	268
Broilers and other meat-type chickens	2	(D)
Layers	7	67

Operator Characteristics

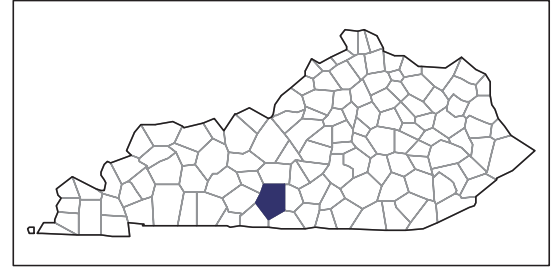
Item	Quantity
Primary occupation:	
Farming	76
Other	112
Days worked off farm:	
None	89
Any	99
Years on present farm:	
2 years or less	13
3 to 4 years	23
5 to 9 years	32
10 years or more	120
Age group:	
Under 45 years	23
45 to 64 years	94
65 years and over	71
Average age of principal operator (years)	60.4

Economic Characteristics

Item	Quantity
Farms by value of sales:	
Less than \$1,000	44
\$1,000 to \$2,499	24
\$2,500 to \$4,999	21
\$5,000 to \$9,999	27
\$10,000 to \$49,999	53
\$50,000 to \$99,999	7
\$100,000 to \$249,999	9
\$250,000 to \$499,999	3
\$500,000 or more	-
Total farm production expenses (\$1,000)	3,489
Average per farm (\$)	18,560
Net cash farm income of operation (\$1,000)	1,642
Average per farm (\$)	8,733
Value of agricultural products sold directly to individuals for human consumption (\$1,000)	(D)
Total organic product sales (\$1,000)	-
Total income from farm-related sources, gross before taxes and expenses (\$1,000)	554

See "Census of Agriculture, Volume 1, Geographic Area Series" for complete footnotes, explanations, definitions, and methodology.
(D) Cannot be disclosed. (Z) Less than half of the unit shown.

2007 CENSUS OF AGRICULTURE



Barren County – Kentucky

Farms with Spanish, Hispanic, or Latino Operators Compared with All Farms

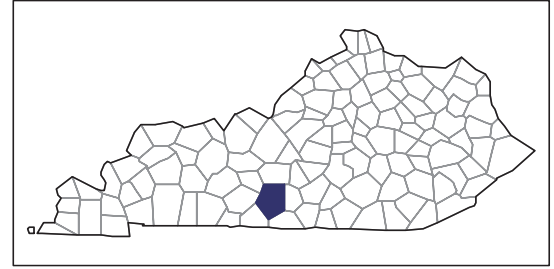
Data are not available at this geographic level for farms with Spanish, Hispanic, or Latino operators.



United States Department of Agriculture
National Agricultural Statistics Service

www.agcensus.usda.gov

2007 CENSUS OF AGRICULTURE



Barren County – Kentucky

Farms with American Indian or Alaska Native Operators Compared with All Farms

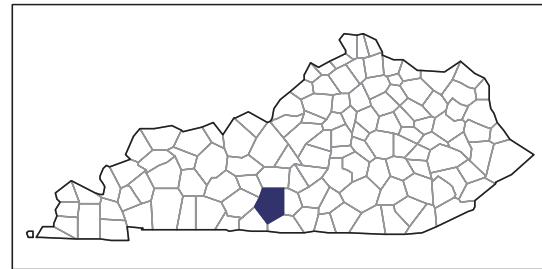
Data are not available at this geographic level for farms with American Indian or Alaska Native operators.



United States Department of Agriculture
National Agricultural Statistics Service

www.agcensus.usda.gov

2007 CENSUS OF AGRICULTURE



Barren County – Kentucky

**Farms with Asian Operators
Compared with All Farms**

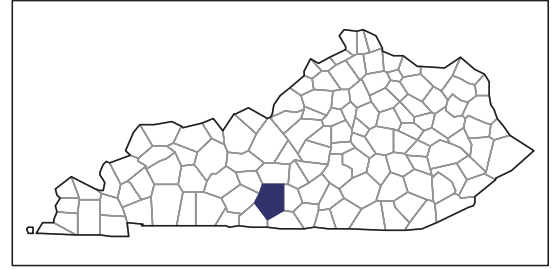
Data are not available at this geographic level for farms with Asian operators.



United States Department of Agriculture
National Agricultural Statistics Service

www.agcensus.usda.gov

2007 CENSUS OF AGRICULTURE



Barren County – Kentucky

Farms with Black or African American Operators Compared with All Farms

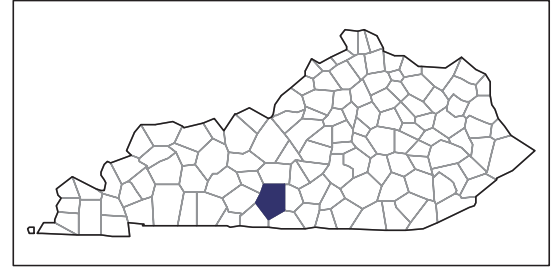
Data are not available at this geographic level for farms with Black or African American operators.



United States Department of Agriculture
National Agricultural Statistics Service

www.agcensus.usda.gov

2007 CENSUS OF AGRICULTURE



Barren County – Kentucky

Farms with Native Hawaiian or Other Pacific Islander Operators Compared with All Farms

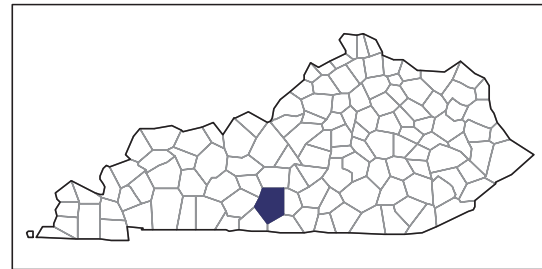
Data are not available at this geographic level for farms with Native Hawaiian or Other Pacific Islander operators.



United States Department of Agriculture
National Agricultural Statistics Service

www.agcensus.usda.gov

2007 CENSUS OF AGRICULTURE



Barren County – Kentucky

Farms with White Operators Compared with All Farms

Data are not available at this geographic level for farms with White operators.



United States Department of Agriculture
National Agricultural Statistics Service

www.agcensus.usda.gov

