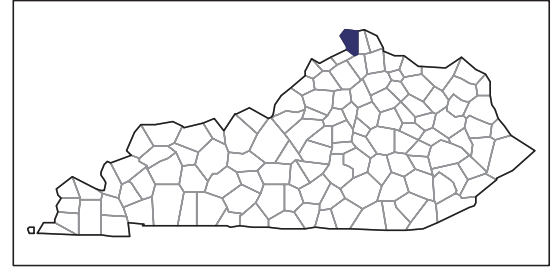


# 2007 CENSUS OF AGRICULTURE



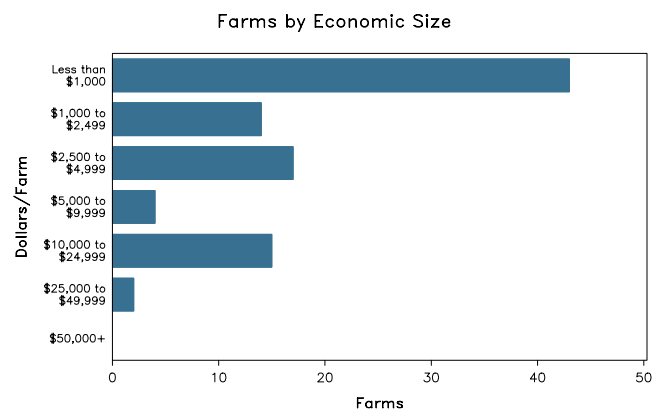
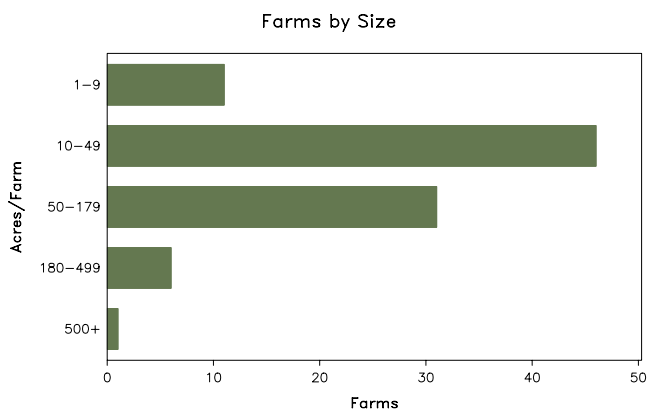
## Boone County – Kentucky

### Farms with Women Principal Operators Compared with All Farms

	Women Principal Operators	All Farms
<b>Number of Farms</b>	95	682
<b>Land in Farms</b>	6,075 acres	74,750 acres
<b>Average Size of Farm</b>	64 acres	110 acres
<b>Market Value of Products Sold</b>	\$380,000	\$17,546,000
Crop Sales	\$173,000	\$8,963,000
Livestock Sales	\$207,000	\$8,584,000
Average Per Farm	\$4,005	\$25,728
<b>Government Payments</b>	\$13,000	\$193,000
Average Per Farm Receiving Payments	\$783	\$1,557

See footnotes on reverse page.

### Farms with Women Principal Operators



# 2007 CENSUS OF AGRICULTURE

## Boone County – Kentucky Farms with Women Principal Operators

### Selected Highlights

Item	Farms	Quantity
<b>MARKET VALUE OF AGRICULTURAL PRODUCTS SOLD (\$1,000)</b>		
Total value of agricultural products sold	95	380
Value of crops including nursery and greenhouse	27	173
Value of livestock, poultry, and their products	45	207
<b>VALUE OF SALES BY COMMODITY GROUP (\$1,000)</b>		
Grains, oilseeds, dry beans, and dry peas	-	-
Tobacco	1	(D)
Cotton and cottonseed	-	-
Vegetables, melons, potatoes and sweet potatoes	7	109
Fruits, tree nuts, and berries	2	(D)
Nursery, greenhouse, floriculture, and sod	3	3
Cut Christmas trees and short rotation woody crops	-	-
Other crops and hay	22	53
Poultry and eggs	9	7
Cattle and calves	18	106
Milk and other dairy products from cows	-	-
Hogs and pigs	2	(D)
Sheep, goats, and their products	5	(D)
Horses, ponies, mules, burros, and donkeys	18	82
Aquaculture	-	-
Other animals and other animal products	4	(D)
<b>TOP CROP ITEMS (acres)</b>		
Forage - land used for all hay and haylage, grass silage, and greenchop	50	1,016
Vegetables harvested for sale	7	19
Field and grass seed crops, all	2	(D)
Tomatoes in the open	7	6
Sweet corn	4	5
<b>TOP LIVESTOCK INVENTORY ITEMS (number)</b>		
Horses and ponies	54	485
Cattle and calves	35	461
Pullets for laying flock replacement	4	(D)
Layers	8	148
Goats, all	6	110

### Operator Characteristics

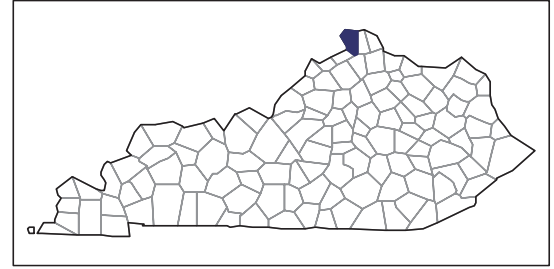
Item	Quantity
Primary occupation:	
Farming	45
Other	50
Days worked off farm:	
None	34
Any	61
Years on present farm:	
2 years or less	8
3 to 4 years	15
5 to 9 years	19
10 years or more	53
Age group:	
Under 45 years	17
45 to 64 years	57
65 years and over	21
Average age of principal operator (years)	54.5

### Economic Characteristics

Item	Quantity
Farms by value of sales:	
Less than \$1,000	43
\$1,000 to \$2,499	14
\$2,500 to \$4,999	17
\$5,000 to \$9,999	6
\$10,000 to \$49,999	15
\$50,000 to \$99,999	-
\$100,000 to \$249,999	-
\$250,000 to \$499,999	-
\$500,000 or more	-
Total farm production expenses (\$1,000)	1,322
Average per farm (\$)	13,915
Net cash farm income of operation (\$1,000)	-176
Average per farm (\$)	-1,854
Value of agricultural products sold directly to individuals for human consumption (\$1,000)	57
Total organic product sales (\$1,000)	-
Total income from farm-related sources, gross before taxes and expenses (\$1,000)	753

See "Census of Agriculture, Volume 1, Geographic Area Series" for complete footnotes, explanations, definitions, and methodology.  
(D) Cannot be disclosed. (Z) Less than half of the unit shown.

# 2007 CENSUS OF AGRICULTURE



## Boone County – Kentucky

### Farms with Spanish, Hispanic, or Latino Operators Compared with All Farms

Data are not available at this geographic level for farms with Spanish, Hispanic, or Latino operators.

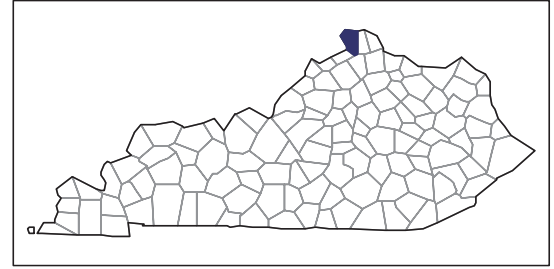


United States Department of Agriculture  
National Agricultural Statistics Service

[www.agcensus.usda.gov](http://www.agcensus.usda.gov)



# 2007 CENSUS OF AGRICULTURE



## Boone County – Kentucky

### Farms with American Indian or Alaska Native Operators Compared with All Farms

Data are not available at this geographic level for farms with American Indian or Alaska Native operators.

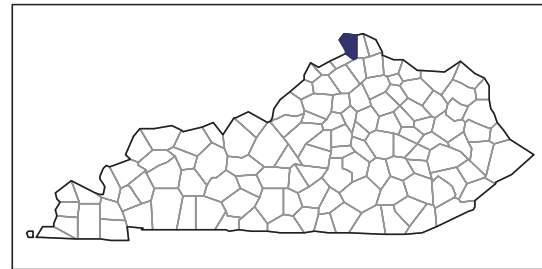


United States Department of Agriculture  
National Agricultural Statistics Service

[www.agcensus.usda.gov](http://www.agcensus.usda.gov)



# 2007 CENSUS OF AGRICULTURE



## Boone County – Kentucky

### Farms with Asian Operators Compared with All Farms

Data are not available at this geographic level for farms with Asian operators.



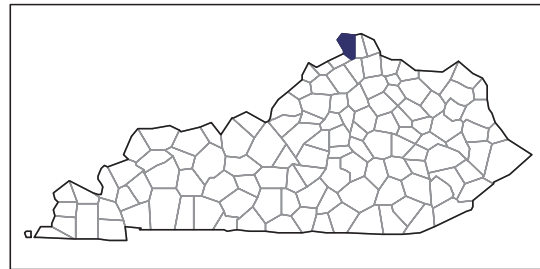
United States Department of Agriculture  
National Agricultural Statistics Service

[www.agcensus.usda.gov](http://www.agcensus.usda.gov)





# 2007 CENSUS OF AGRICULTURE



## Boone County – Kentucky

### Farms with Black or African American Operators Compared with All Farms

Data are not available at this geographic level for farms with Black or African American operators.

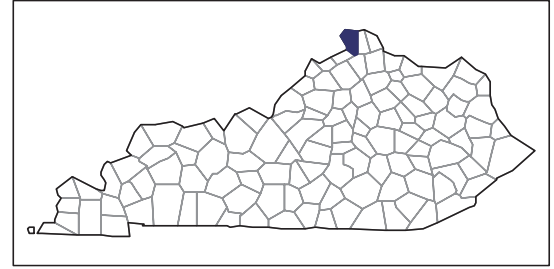


United States Department of Agriculture  
National Agricultural Statistics Service

[www.agcensus.usda.gov](http://www.agcensus.usda.gov)



# 2007 CENSUS OF AGRICULTURE



## Boone County – Kentucky

### Farms with Native Hawaiian or Other Pacific Islander Operators Compared with All Farms

Data are not available at this geographic level for farms with Native Hawaiian or Other Pacific Islander operators.

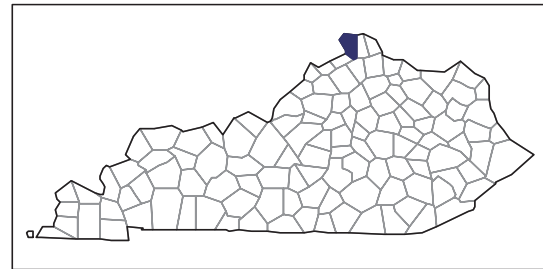


United States Department of Agriculture  
National Agricultural Statistics Service

[www.agcensus.usda.gov](http://www.agcensus.usda.gov)



# 2007 CENSUS OF AGRICULTURE



## Boone County – Kentucky

### Farms with White Operators Compared with All Farms

Data are not available at this geographic level for farms with White operators.



United States Department of Agriculture  
National Agricultural Statistics Service

[www.agcensus.usda.gov](http://www.agcensus.usda.gov)

