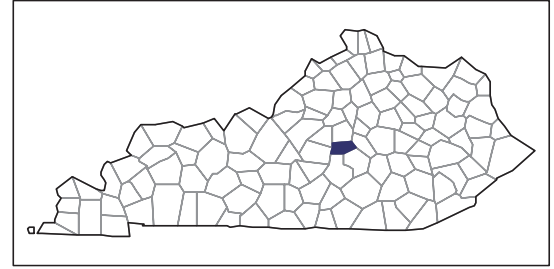


2007 CENSUS OF AGRICULTURE



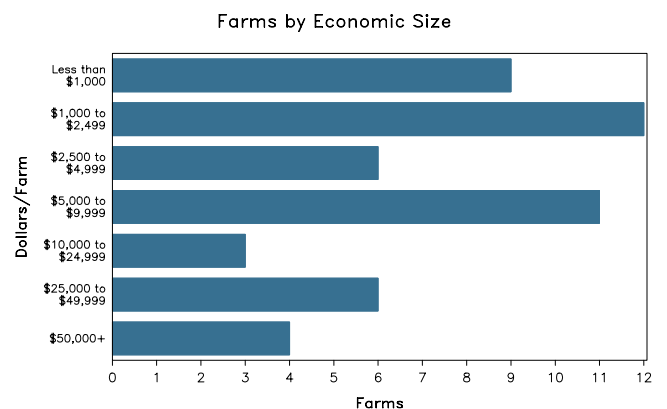
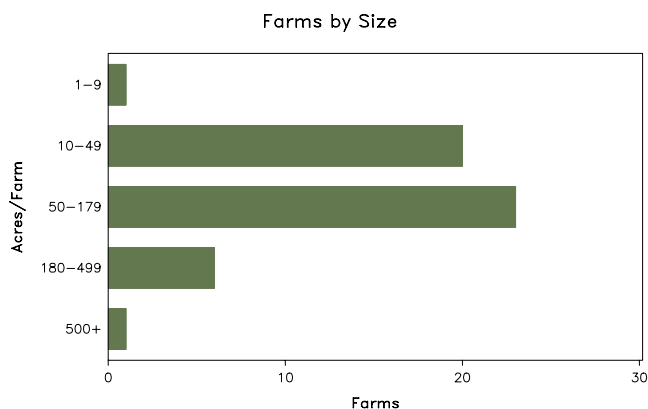
Boyle County – Kentucky

Farms with Women Principal Operators Compared with All Farms

	Women Principal Operators	All Farms
Number of Farms	51	649
Land in Farms	4,823 acres	94,233 acres
Average Size of Farm	95 acres	145 acres
Market Value of Products Sold	\$810,000	\$24,348,000
Crop Sales	\$155,000	\$2,713,000
Livestock Sales	\$655,000	\$21,636,000
Average Per Farm	\$15,879	\$37,517
Government Payments	\$54,000	\$333,000
Average Per Farm Receiving Payments	\$2,700	\$2,203

See footnotes on reverse page.

Farms with Women Principal Operators



2007 CENSUS OF AGRICULTURE

Boyle County – Kentucky Farms with Women Principal Operators

Selected Highlights

Item	Farms	Quantity
MARKET VALUE OF AGRICULTURAL PRODUCTS SOLD (\$1,000)		
Total value of agricultural products sold	51	810
Value of crops including nursery and greenhouse	13	155
Value of livestock, poultry, and their products	29	655
VALUE OF SALES BY COMMODITY GROUP (\$1,000)		
Grains, oilseeds, dry beans, and dry peas	1	(D)
Tobacco	4	124
Cotton and cottonseed	-	-
Vegetables, melons, potatoes and sweet potatoes	-	-
Fruits, tree nuts, and berries	2	(D)
Nursery, greenhouse, floriculture, and sod	-	-
Cut Christmas trees and short rotation woody crops	-	-
Other crops and hay	7	25
Poultry and eggs	5	6
Cattle and calves	21	(D)
Milk and other dairy products from cows	-	-
Hogs and pigs	-	-
Sheep, goats, and their products	8	14
Horses, ponies, mules, burros, and donkeys	3	(D)
Aquaculture	-	-
Other animals and other animal products	-	-
TOP CROP ITEMS (acres)		
Forage - land used for all hay and haylage, grass silage, and greenchop	29	1,325
Tobacco	4	30
Corn for silage or greenchop	2	(D)
Corn for grain	1	(D)
Grapes	2	(D)
TOP LIVESTOCK INVENTORY ITEMS (number)		
Cattle and calves	28	1,431
Goats, all	7	285
Layers	5	190
Horses and ponies	15	95
Rabbits and their pelts	2	(D)

Operator Characteristics

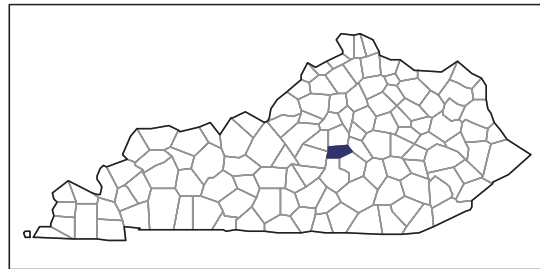
Item	Quantity
Primary occupation:	
Farming	16
Other	35
Days worked off farm:	
None	23
Any	28
Years on present farm:	
2 years or less	3
3 to 4 years	3
5 to 9 years	7
10 years or more	38
Age group:	
Under 45 years	5
45 to 64 years	25
65 years and over	21
Average age of principal operator (years)	64.3

Economic Characteristics

Item	Quantity
Farms by value of sales:	
Less than \$1,000	14
\$1,000 to \$2,499	9
\$2,500 to \$4,999	6
\$5,000 to \$9,999	9
\$10,000 to \$49,999	11
\$50,000 to \$99,999	1
\$100,000 to \$249,999	-
\$250,000 to \$499,999	1
\$500,000 or more	-
Total farm production expenses (\$1,000)	905
Average per farm (\$)	17,747
Net cash farm income of operation (\$1,000)	129
Average per farm (\$)	2,538
Value of agricultural products sold directly to individuals for human consumption (\$1,000)	(D)
Total organic product sales (\$1,000)	-
Total income from farm-related sources, gross before taxes and expenses (\$1,000)	171

See "Census of Agriculture, Volume 1, Geographic Area Series" for complete footnotes, explanations, definitions, and methodology.
(D) Cannot be disclosed. (Z) Less than half of the unit shown.

2007 CENSUS OF AGRICULTURE



Boyle County – Kentucky

Farms with Spanish, Hispanic, or Latino Operators Compared with All Farms

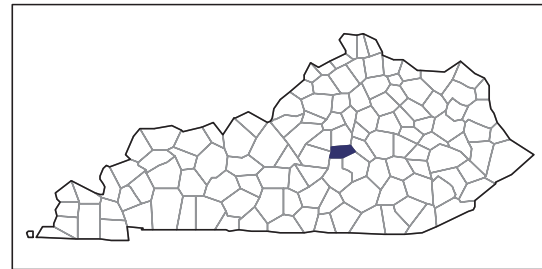
Data are not available at this geographic level for farms with Spanish, Hispanic, or Latino operators.



United States Department of Agriculture
National Agricultural Statistics Service

www.agcensus.usda.gov

2007 CENSUS OF AGRICULTURE



Boyle County – Kentucky

Farms with American Indian or Alaska Native Operators Compared with All Farms

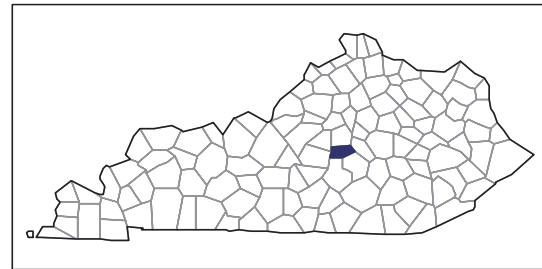
Data are not available at this geographic level for farms with American Indian or Alaska Native operators.



United States Department of Agriculture
National Agricultural Statistics Service

www.agcensus.usda.gov

2007 CENSUS OF AGRICULTURE



Boyle County – Kentucky

Farms with Asian Operators Compared with All Farms

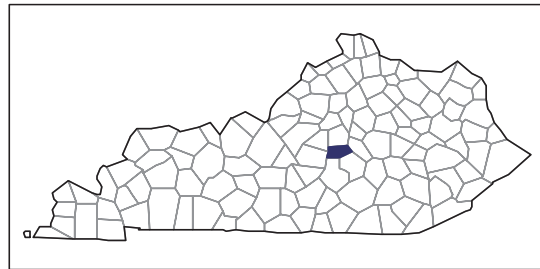
Data are not available at this geographic level for farms with Asian operators.



United States Department of Agriculture
National Agricultural Statistics Service

www.agcensus.usda.gov

2007 CENSUS OF AGRICULTURE



Boyle County – Kentucky

Farms with Black or African American Operators Compared with All Farms

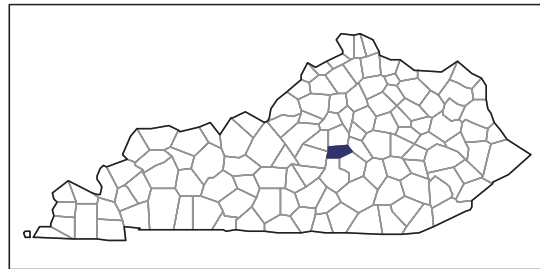
Data are not available at this geographic level for farms with Black or African American operators.



United States Department of Agriculture
National Agricultural Statistics Service

www.agcensus.usda.gov

2007 CENSUS OF AGRICULTURE



Boyle County – Kentucky

Farms with Native Hawaiian or Other Pacific Islander Operators Compared with All Farms

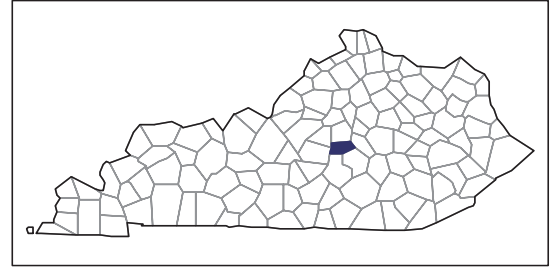
Data are not available at this geographic level for farms with Native Hawaiian or Other Pacific Islander operators.



United States Department of Agriculture
National Agricultural Statistics Service

www.agcensus.usda.gov

2007 CENSUS OF AGRICULTURE



Boyle County – Kentucky

Farms with White Operators Compared with All Farms

Data are not available at this geographic level for farms with White operators.



United States Department of Agriculture
National Agricultural Statistics Service

www.agcensus.usda.gov

