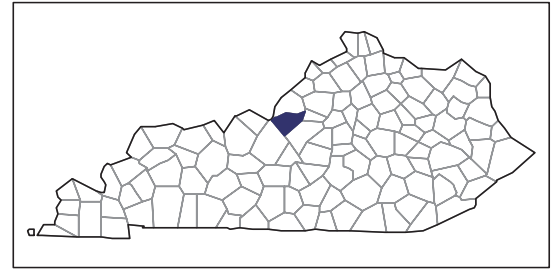


2007 CENSUS OF AGRICULTURE



Bullitt County – Kentucky

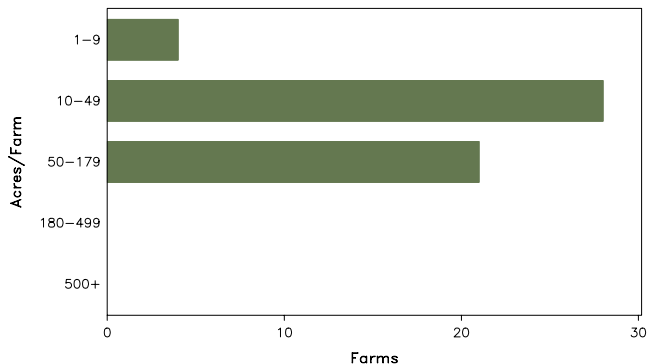
Farms with Women Principal Operators Compared with All Farms

	Women Principal Operators	All Farms
Number of Farms	53	519
Land in Farms	3,002 acres	51,148 acres
Average Size of Farm	57 acres	99 acres
Market Value of Products Sold	\$133,000	\$6,291,000
Crop Sales	\$70,000	\$3,760,000
Livestock Sales	\$64,000	\$2,532,000
Average Per Farm	\$2,518	\$12,122
Government Payments	\$7,000	\$220,000
Average Per Farm Receiving Payments	\$967	\$2,341

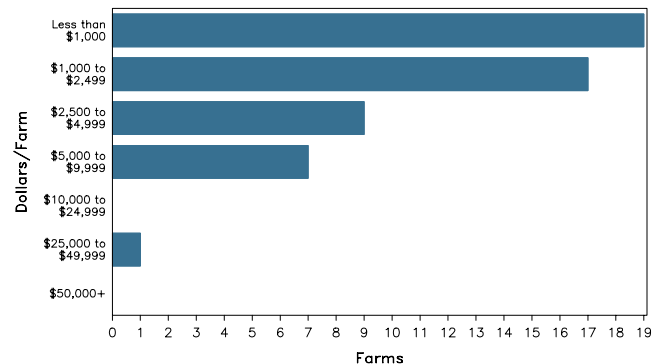
See footnotes on reverse page.

Farms with Women Principal Operators

Farms by Size



Farms by Economic Size



2007 CENSUS OF AGRICULTURE

Bullitt County – Kentucky Farms with Women Principal Operators

Selected Highlights

Item	Farms	Quantity
MARKET VALUE OF AGRICULTURAL PRODUCTS SOLD (\$1,000)		
Total value of agricultural products sold	53	133
Value of crops including nursery and greenhouse	16	70
Value of livestock, poultry, and their products	25	64
VALUE OF SALES BY COMMODITY GROUP (\$1,000)		
Grains, oilseeds, dry beans, and dry peas	4	49
Tobacco	-	-
Cotton and cottonseed	-	-
Vegetables, melons, potatoes and sweet potatoes	2	(D)
Fruits, tree nuts, and berries	2	(D)
Nursery, greenhouse, floriculture, and sod	-	-
Cut Christmas trees and short rotation woody crops	-	-
Other crops and hay	9	15
Poultry and eggs	6	9
Cattle and calves	8	28
Milk and other dairy products from cows	-	-
Hogs and pigs	2	(D)
Sheep, goats, and their products	4	(D)
Horses, ponies, mules, burros, and donkeys	9	23
Aquaculture	-	-
Other animals and other animal products	-	-
TOP CROP ITEMS (acres)		
Forage - land used for all hay and haylage, grass silage, and greenchop	15	249
Soybeans for beans	4	141
Corn for grain	1	(D)
Land in berries	2	(D)
Vegetables harvested for sale	2	(D)
TOP LIVESTOCK INVENTORY ITEMS (number)		
Layers	8	184
Horses and ponies	29	148
Cattle and calves	8	105
Turkeys	5	86
Geese	4	48

Operator Characteristics

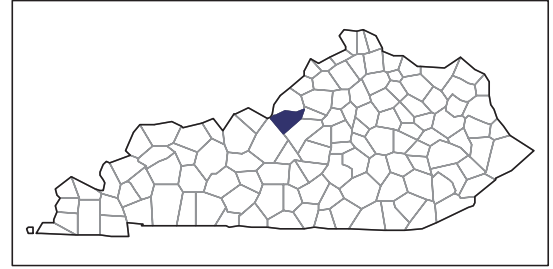
Item	Quantity
Primary occupation:	
Farming	19
Other	34
Days worked off farm:	
None	26
Any	27
Years on present farm:	
2 years or less	1
3 to 4 years	5
5 to 9 years	11
10 years or more	36
Age group:	
Under 45 years	6
45 to 64 years	30
65 years and over	17
Average age of principal operator (years)	58.9

Economic Characteristics

Item	Quantity
Farms by value of sales:	
Less than \$1,000	19
\$1,000 to \$2,499	17
\$2,500 to \$4,999	11
\$5,000 to \$9,999	5
\$10,000 to \$49,999	1
\$50,000 to \$99,999	-
\$100,000 to \$249,999	-
\$250,000 to \$499,999	-
\$500,000 or more	-
Total farm production expenses (\$1,000)	377
Average per farm (\$)	7,110
Net cash farm income of operation (\$1,000)	-167
Average per farm (\$)	-3,153
Value of agricultural products sold directly to individuals for human consumption (\$1,000)	4
Total organic product sales (\$1,000)	(D)
Total income from farm-related sources, gross before taxes and expenses (\$1,000)	69

See "Census of Agriculture, Volume 1, Geographic Area Series" for complete footnotes, explanations, definitions, and methodology.
(D) Cannot be disclosed. (Z) Less than half of the unit shown.

2007 CENSUS OF AGRICULTURE



Bullitt County – Kentucky

Farms with Spanish, Hispanic, or Latino Operators Compared with All Farms

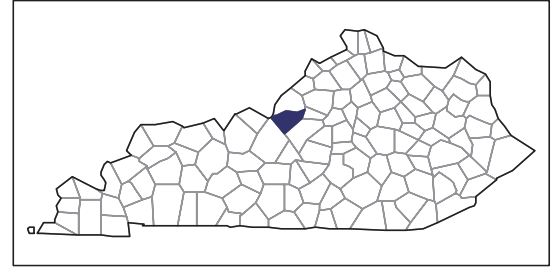
Data are not available at this geographic level for farms with Spanish, Hispanic, or Latino operators.



United States Department of Agriculture
National Agricultural Statistics Service

www.agcensus.usda.gov

2007 CENSUS OF AGRICULTURE



Bullitt County – Kentucky

Farms with American Indian or Alaska Native Operators Compared with All Farms

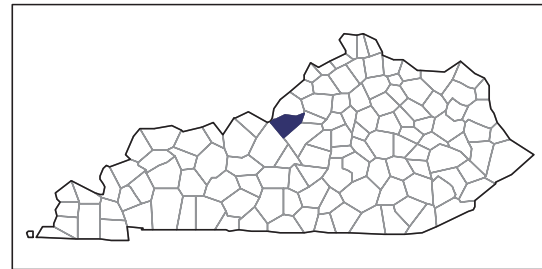
Data are not available at this geographic level for farms with American Indian or Alaska Native operators.



United States Department of Agriculture
National Agricultural Statistics Service

www.agcensus.usda.gov

2007 CENSUS OF AGRICULTURE



Bullitt County – Kentucky

Farms with Asian Operators Compared with All Farms

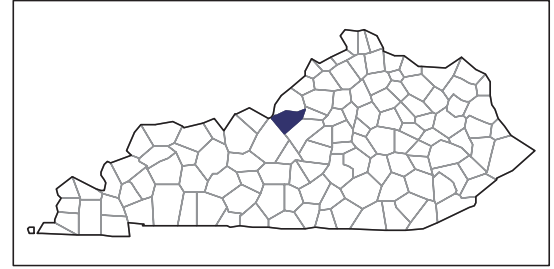
Data are not available at this geographic level for farms with Asian operators.



United States Department of Agriculture
National Agricultural Statistics Service

www.agcensus.usda.gov

2007 CENSUS OF AGRICULTURE



Bullitt County – Kentucky

Farms with Black or African American Operators Compared with All Farms

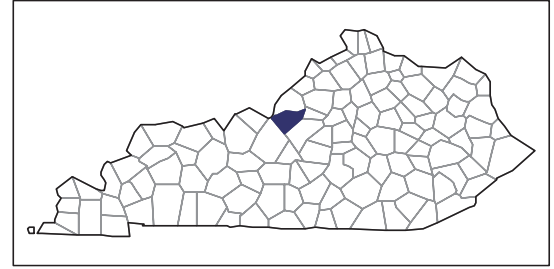
Data are not available at this geographic level for farms with Black or African American operators.



United States Department of Agriculture
National Agricultural Statistics Service

www.agcensus.usda.gov

2007 CENSUS OF AGRICULTURE



Bullitt County – Kentucky

Farms with Native Hawaiian or Other Pacific Islander Operators Compared with All Farms

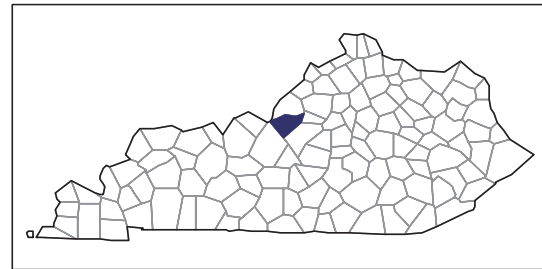
Data are not available at this geographic level for farms with Native Hawaiian or Other Pacific Islander operators.



United States Department of Agriculture
National Agricultural Statistics Service

www.agcensus.usda.gov

2007 CENSUS OF AGRICULTURE



Bullitt County – Kentucky

Farms with White Operators Compared with All Farms

Data are not available at this geographic level for farms with White operators.



United States Department of Agriculture
National Agricultural Statistics Service

www.agcensus.usda.gov

