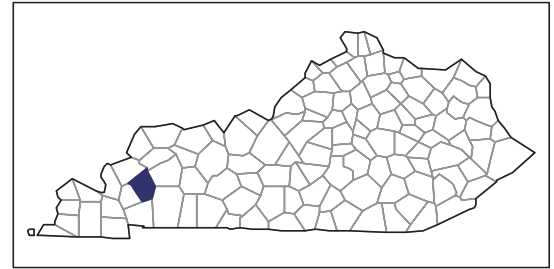


2007 CENSUS OF AGRICULTURE



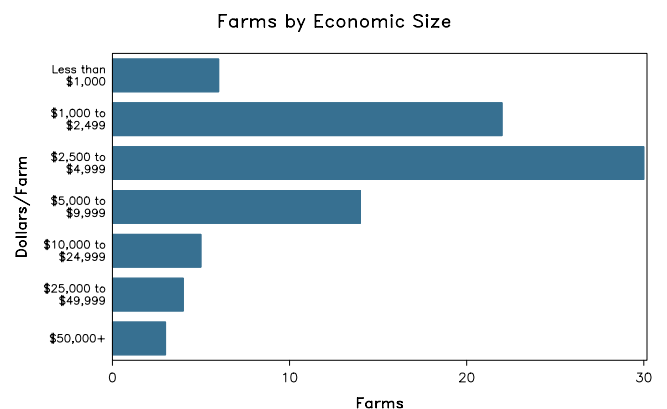
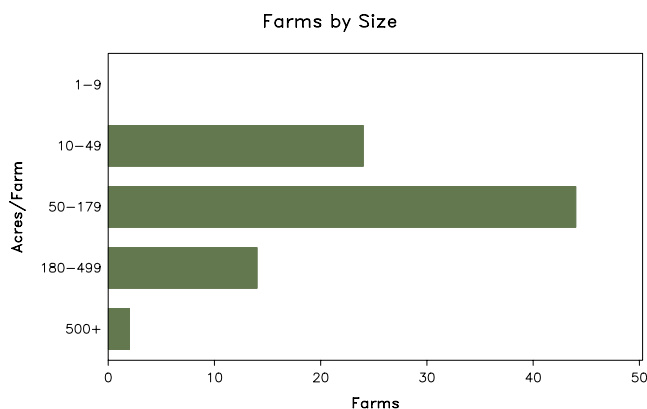
Caldwell County – Kentucky

Farms with Women Principal Operators Compared with All Farms

	Women Principal Operators	All Farms
Number of Farms	84	625
Land in Farms	11,065 acres	142,770 acres
Average Size of Farm	132 acres	228 acres
Market Value of Products Sold	\$780,000	\$23,271,000
Crop Sales	\$229,000	\$16,061,000
Livestock Sales	\$551,000	\$7,211,000
Average Per Farm	\$9,286	\$37,234
Government Payments	\$216,000	\$1,718,000
Average Per Farm Receiving Payments	\$3,221	\$4,180

See footnotes on reverse page.

Farms with Women Principal Operators



2007 CENSUS OF AGRICULTURE

Caldwell County – Kentucky Farms with Women Principal Operators

Selected Highlights

Item	Farms	Quantity
MARKET VALUE OF AGRICULTURAL PRODUCTS SOLD (\$1,000)		
Total value of agricultural products sold	84	780
Value of crops including nursery and greenhouse	22	229
Value of livestock, poultry, and their products	14	551
VALUE OF SALES BY COMMODITY GROUP (\$1,000)		
Grains, oilseeds, dry beans, and dry peas	5	73
Tobacco	3	18
Cotton and cottonseed	-	-
Vegetables, melons, potatoes and sweet potatoes	1	(D)
Fruits, tree nuts, and berries	1	(D)
Nursery, greenhouse, floriculture, and sod	2	(D)
Cut Christmas trees and short rotation woody crops	1	(D)
Other crops and hay	16	92
Poultry and eggs	2	(D)
Cattle and calves	5	(D)
Milk and other dairy products from cows	-	-
Hogs and pigs	2	(D)
Sheep, goats, and their products	2	(D)
Horses, ponies, mules, burros, and donkeys	4	11
Aquaculture	-	-
Other animals and other animal products	-	-
TOP CROP ITEMS (acres)		
Forage - land used for all hay and haylage, grass silage, and greenchop	24	696
Corn for grain	4	154
Soybeans for beans	1	(D)
Wheat for grain, all	2	(D)
Floriculture crops, total	2	(D)
TOP LIVESTOCK INVENTORY ITEMS (number)		
Cattle and calves	6	157
Horses and ponies	13	59
Goats, all	3	(D)
Layers	2	(D)
Hogs and pigs	2	(D)

Operator Characteristics

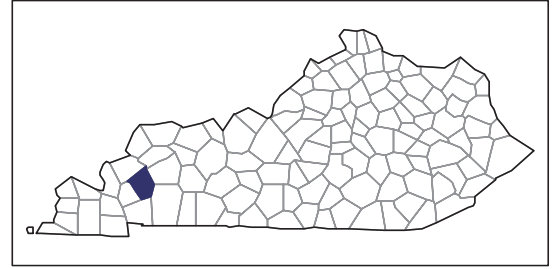
Item	Quantity
Primary occupation:	
Farming	23
Other	61
Days worked off farm:	
None	53
Any	31
Years on present farm:	
2 years or less	2
3 to 4 years	10
5 to 9 years	6
10 years or more	66
Age group:	
Under 45 years	4
45 to 64 years	37
65 years and over	43
Average age of principal operator (years)	65.8

Economic Characteristics

Item	Quantity
Farms by value of sales:	
Less than \$1,000	54
\$1,000 to \$2,499	7
\$2,500 to \$4,999	12
\$5,000 to \$9,999	-
\$10,000 to \$49,999	8
\$50,000 to \$99,999	1
\$100,000 to \$249,999	2
\$250,000 to \$499,999	-
\$500,000 or more	-
Total farm production expenses (\$1,000)	721
Average per farm (\$)	8,583
Net cash farm income of operation (\$1,000)	356
Average per farm (\$)	4,238
Value of agricultural products sold directly to individuals for human consumption (\$1,000)	(D)
Total organic product sales (\$1,000)	-
Total income from farm-related sources, gross before taxes and expenses (\$1,000)	81

See "Census of Agriculture, Volume 1, Geographic Area Series" for complete footnotes, explanations, definitions, and methodology.
(D) Cannot be disclosed. (Z) Less than half of the unit shown.

2007 CENSUS OF AGRICULTURE



Caldwell County – Kentucky

Farms with Spanish, Hispanic, or Latino Operators Compared with All Farms

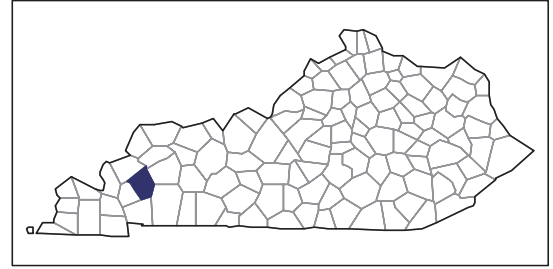
Data are not available at this geographic level for farms with Spanish, Hispanic, or Latino operators.



United States Department of Agriculture
National Agricultural Statistics Service

www.agcensus.usda.gov

2007 CENSUS OF AGRICULTURE



Caldwell County – Kentucky

Farms with American Indian or Alaska Native Operators Compared with All Farms

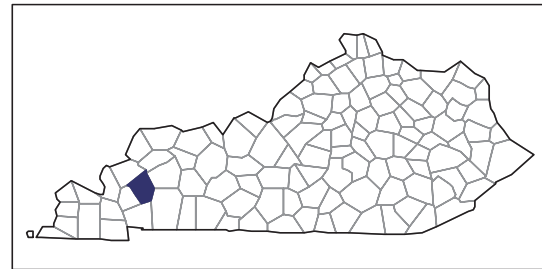
Data are not available at this geographic level for farms with American Indian or Alaska Native operators.



United States Department of Agriculture
National Agricultural Statistics Service

www.agcensus.usda.gov

2007 CENSUS OF AGRICULTURE



Caldwell County – Kentucky

**Farms with Asian Operators
Compared with All Farms**

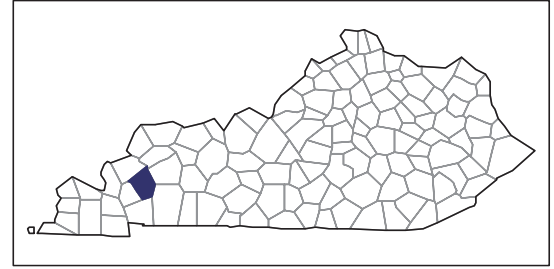
Data are not available at this geographic level for farms with Asian operators.



United States Department of Agriculture
National Agricultural Statistics Service

www.agcensus.usda.gov

2007 CENSUS OF AGRICULTURE



Caldwell County – Kentucky

Farms with Black or African American Operators Compared with All Farms

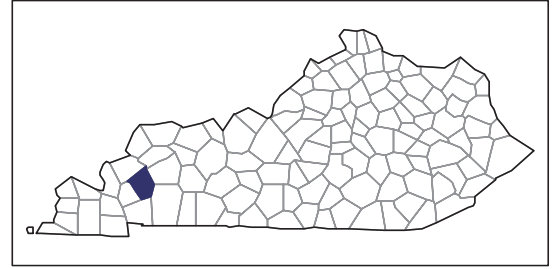
Data are not available at this geographic level for farms with Black or African American operators.



United States Department of Agriculture
National Agricultural Statistics Service

www.agcensus.usda.gov

2007 CENSUS OF AGRICULTURE



Caldwell County – Kentucky

Farms with Native Hawaiian or Other Pacific Islander Operators Compared with All Farms

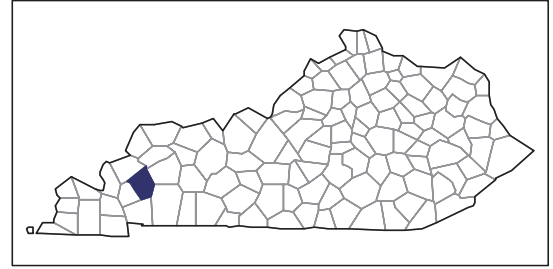
Data are not available at this geographic level for farms with Native Hawaiian or Other Pacific Islander operators.



United States Department of Agriculture
National Agricultural Statistics Service

www.agcensus.usda.gov

2007 CENSUS OF AGRICULTURE



Caldwell County – Kentucky

**Farms with White Operators
Compared with All Farms**

Data are not available at this geographic level for farms with White operators.



United States Department of Agriculture
National Agricultural Statistics Service

www.agcensus.usda.gov

