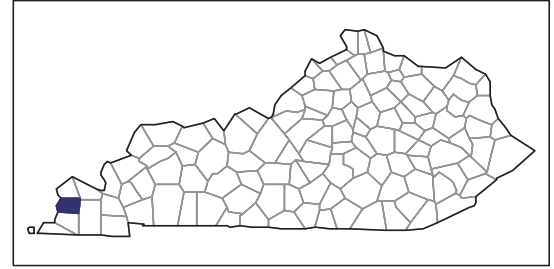


# 2007 CENSUS OF AGRICULTURE



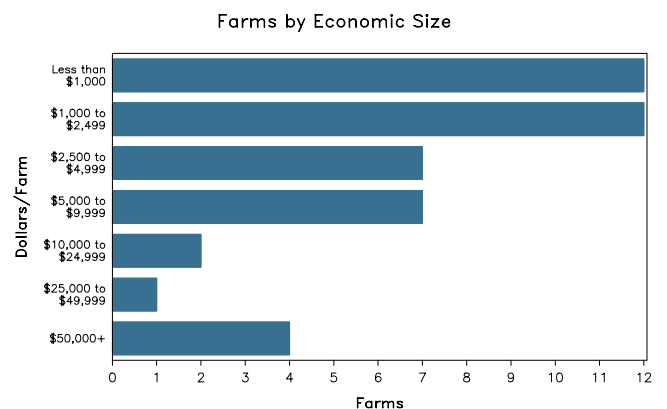
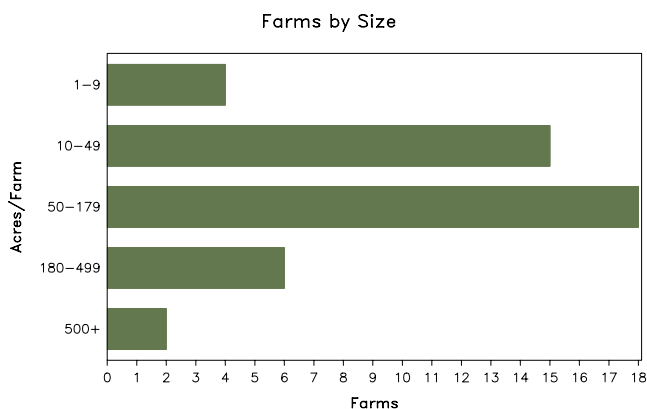
## Carlisle County – Kentucky

### Farms with Women Principal Operators Compared with All Farms

	Women Principal Operators	All Farms
<b>Number of Farms</b>	45	408
<b>Land in Farms</b>	5,873 acres	95,713 acres
<b>Average Size of Farm</b>	131 acres	235 acres
<b>Market Value of Products Sold</b>	\$948,000	\$48,359,000
Crop Sales	\$460,000	\$24,465,000
Livestock Sales	\$488,000	\$23,893,000
Average Per Farm	\$21,069	\$118,526
<b>Government Payments</b>	\$153,000	\$1,498,000
Average Per Farm Receiving Payments	\$3,815	\$4,815

See footnotes on reverse page.

### Farms with Women Principal Operators



# 2007 CENSUS OF AGRICULTURE

## Carlisle County – Kentucky Farms with Women Principal Operators

### Selected Highlights

Item	Farms	Quantity
<b>MARKET VALUE OF AGRICULTURAL PRODUCTS SOLD (\$1,000)</b>		
Total value of agricultural products sold	45	948
Value of crops including nursery and greenhouse	5	460
Value of livestock, poultry, and their products	9	488
<b>VALUE OF SALES BY COMMODITY GROUP (\$1,000)</b>		
Grains, oilseeds, dry beans, and dry peas	4	(D)
Tobacco	-	-
Cotton and cottonseed	-	-
Vegetables, melons, potatoes and sweet potatoes	-	-
Fruits, tree nuts, and berries	-	-
Nursery, greenhouse, floriculture, and sod	-	-
Cut Christmas trees and short rotation woody crops	-	-
Other crops and hay	2	(D)
Poultry and eggs	-	-
Cattle and calves	5	44
Milk and other dairy products from cows	2	(D)
Hogs and pigs	1	(D)
Sheep, goats, and their products	-	-
Horses, ponies, mules, burros, and donkeys	3	1
Aquaculture	-	-
Other animals and other animal products	-	-
<b>TOP CROP ITEMS (acres)</b>		
Corn for grain	3	(D)
Soybeans for beans	3	(D)
Wheat for grain, all	2	(D)
Forage - land used for all hay and haylage, grass silage, and greenchop	3	(D)
<b>TOP LIVESTOCK INVENTORY ITEMS (number)</b>		
Hogs and pigs	1	(D)
Cattle and calves	5	191
Horses and ponies	3	24
Mules, burros, and donkeys	3	6

### Operator Characteristics

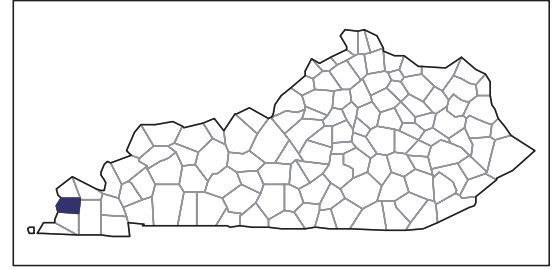
Item	Quantity
Primary occupation:	
Farming	9
Other	36
Days worked off farm:	
None	24
Any	21
Years on present farm:	
2 years or less	3
3 to 4 years	-
5 to 9 years	12
10 years or more	30
Age group:	
Under 45 years	6
45 to 64 years	18
65 years and over	21
Average age of principal operator (years)	62.1

### Economic Characteristics

Item	Quantity
Farms by value of sales:	
Less than \$1,000	35
\$1,000 to \$2,499	2
\$2,500 to \$4,999	2
\$5,000 to \$9,999	-
\$10,000 to \$49,999	2
\$50,000 to \$99,999	1
\$100,000 to \$249,999	2
\$250,000 to \$499,999	-
\$500,000 or more	1
Total farm production expenses (\$1,000)	905
Average per farm (\$)	20,120
Net cash farm income of operation (\$1,000)	244
Average per farm (\$)	5,425
Value of agricultural products sold directly to individuals for human consumption (\$1,000)	-
Total organic product sales (\$1,000)	-
Total income from farm-related sources, gross before taxes and expenses (\$1,000)	49

See "Census of Agriculture, Volume 1, Geographic Area Series" for complete footnotes, explanations, definitions, and methodology.  
(D) Cannot be disclosed. (Z) Less than half of the unit shown.

# 2007 CENSUS OF AGRICULTURE



## Carlisle County – Kentucky

### Farms with Spanish, Hispanic, or Latino Operators Compared with All Farms

Data are not available at this geographic level for farms with Spanish, Hispanic, or Latino operators.

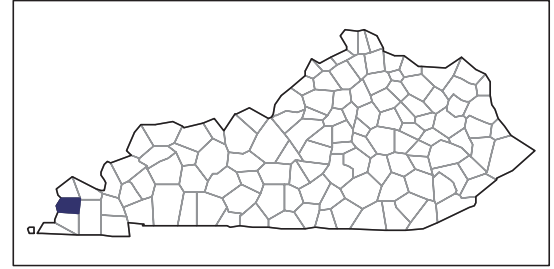


United States Department of Agriculture  
National Agricultural Statistics Service

[www.agcensus.usda.gov](http://www.agcensus.usda.gov)



# 2007 CENSUS OF AGRICULTURE



## Carlisle County – Kentucky

### Farms with American Indian or Alaska Native Operators Compared with All Farms

Data are not available at this geographic level for farms with American Indian or Alaska Native operators.

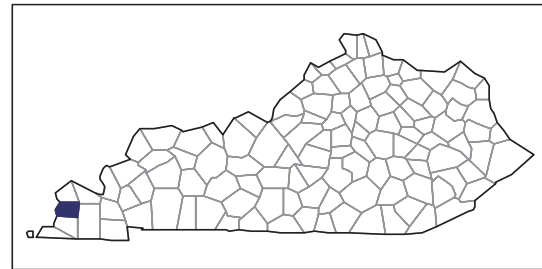


United States Department of Agriculture  
National Agricultural Statistics Service

[www.agcensus.usda.gov](http://www.agcensus.usda.gov)



# 2007 CENSUS OF AGRICULTURE



## Carlisle County – Kentucky

### Farms with Asian Operators Compared with All Farms

Data are not available at this geographic level for farms with Asian operators.



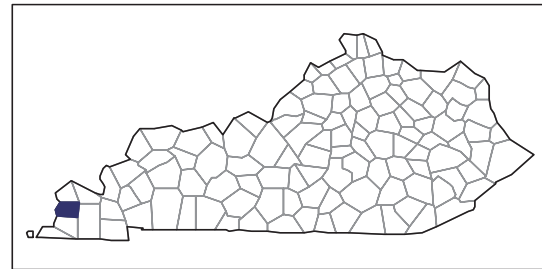
United States Department of Agriculture  
National Agricultural Statistics Service

[www.agcensus.usda.gov](http://www.agcensus.usda.gov)





# 2007 CENSUS OF AGRICULTURE



## Carlisle County – Kentucky

### Farms with Black or African American Operators Compared with All Farms

Data are not available at this geographic level for farms with Black or African American operators.

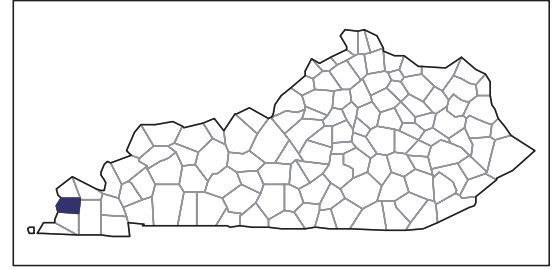


United States Department of Agriculture  
National Agricultural Statistics Service

[www.agcensus.usda.gov](http://www.agcensus.usda.gov)



# 2007 CENSUS OF AGRICULTURE



## Carlisle County – Kentucky

### Farms with Native Hawaiian or Other Pacific Islander Operators Compared with All Farms

Data are not available at this geographic level for farms with Native Hawaiian or Other Pacific Islander operators.

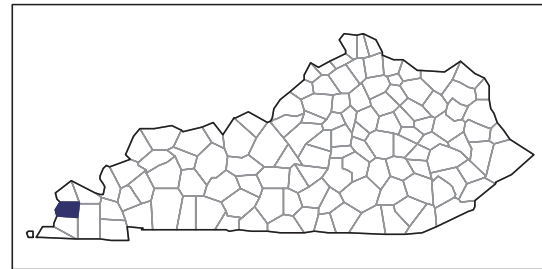


United States Department of Agriculture  
National Agricultural Statistics Service

[www.agcensus.usda.gov](http://www.agcensus.usda.gov)



# 2007 CENSUS OF AGRICULTURE



## Carlisle County – Kentucky

### Farms with White Operators Compared with All Farms

Data are not available at this geographic level for farms with White operators.



United States Department of Agriculture  
National Agricultural Statistics Service

[www.agcensus.usda.gov](http://www.agcensus.usda.gov)

