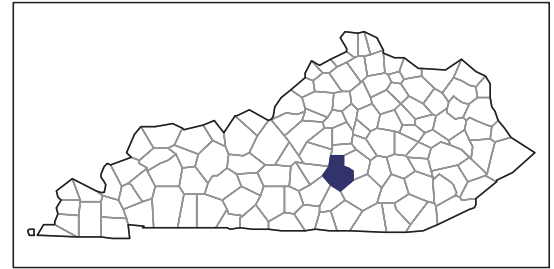


2007 CENSUS OF AGRICULTURE



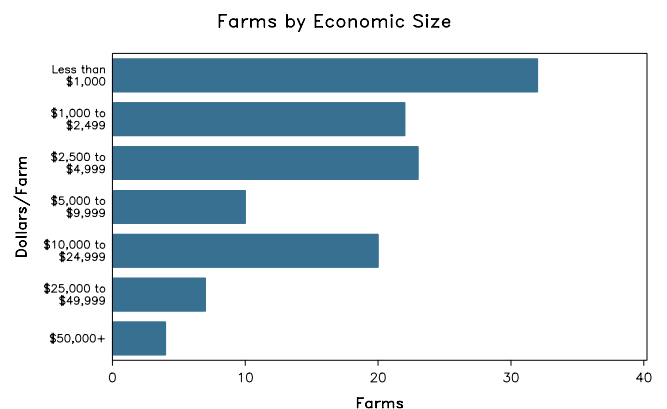
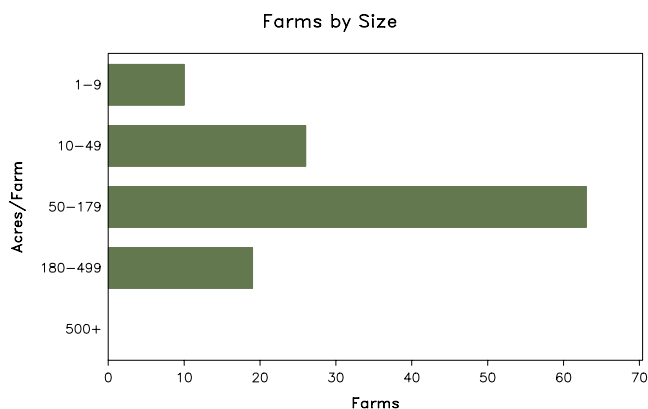
Casey County – Kentucky

Farms with Women Principal Operators Compared with All Farms

	Women Principal Operators	All Farms
Number of Farms	118	1,286
Land in Farms	12,634 acres	191,609 acres
Average Size of Farm	107 acres	149 acres
Market Value of Products Sold	\$1,078,000	\$25,792,000
Crop Sales	\$455,000	\$7,372,000
Livestock Sales	\$623,000	\$18,420,000
Average Per Farm	\$9,134	\$20,056
Government Payments	\$34,000	\$653,000
Average Per Farm Receiving Payments	\$778	\$1,226

See footnotes on reverse page.

Farms with Women Principal Operators



2007 CENSUS OF AGRICULTURE

Casey County – Kentucky Farms with Women Principal Operators

Selected Highlights

Item	Farms	Quantity
MARKET VALUE OF AGRICULTURAL PRODUCTS SOLD (\$1,000)		
Total value of agricultural products sold	118	1,078
Value of crops including nursery and greenhouse	39	455
Value of livestock, poultry, and their products	62	623
VALUE OF SALES BY COMMODITY GROUP (\$1,000)		
Grains, oilseeds, dry beans, and dry peas	1	(D)
Tobacco	6	201
Cotton and cottonseed	-	-
Vegetables, melons, potatoes and sweet potatoes	3	100
Fruits, tree nuts, and berries	-	-
Nursery, greenhouse, floriculture, and sod	3	(D)
Cut Christmas trees and short rotation woody crops	-	-
Other crops and hay	29	77
Poultry and eggs	6	3
Cattle and calves	52	550
Milk and other dairy products from cows	2	(D)
Hogs and pigs	2	(D)
Sheep, goats, and their products	13	22
Horses, ponies, mules, burros, and donkeys	-	-
Aquaculture	-	-
Other animals and other animal products	-	-
TOP CROP ITEMS (acres)		
Forage - land used for all hay and haylage, grass silage, and greenchop	72	2,421
Tobacco	6	59
Soybeans for beans	1	(D)
Vegetables harvested for sale	3	28
Cantaloupes	3	12
TOP LIVESTOCK INVENTORY ITEMS (number)		
Cattle and calves	61	1,971
Goats, all	18	458
Hogs and pigs	4	168
Layers	6	130
Horses and ponies	10	73

Operator Characteristics

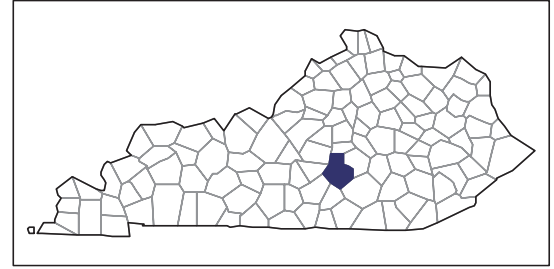
Item	Quantity
Primary occupation:	
Farming	39
Other	79
Days worked off farm:	
None	61
Any	57
Years on present farm:	
2 years or less	7
3 to 4 years	11
5 to 9 years	13
10 years or more	87
Age group:	
Under 45 years	20
45 to 64 years	54
65 years and over	44
Average age of principal operator (years)	61.3

Economic Characteristics

Item	Quantity
Farms by value of sales:	
Less than \$1,000	38
\$1,000 to \$2,499	20
\$2,500 to \$4,999	19
\$5,000 to \$9,999	12
\$10,000 to \$49,999	25
\$50,000 to \$99,999	3
\$100,000 to \$249,999	1
\$250,000 to \$499,999	-
\$500,000 or more	-
Total farm production expenses (\$1,000)	1,377
Average per farm (\$)	11,672
Net cash farm income of operation (\$1,000)	-140
Average per farm (\$)	-1,185
Value of agricultural products sold directly to individuals for human consumption (\$1,000)	(D)
Total organic product sales (\$1,000)	(D)
Total income from farm-related sources, gross before taxes and expenses (\$1,000)	125

See "Census of Agriculture, Volume 1, Geographic Area Series" for complete footnotes, explanations, definitions, and methodology.
(D) Cannot be disclosed. (Z) Less than half of the unit shown.

2007 CENSUS OF AGRICULTURE



Casey County – Kentucky

Farms with Spanish, Hispanic, or Latino Operators Compared with All Farms

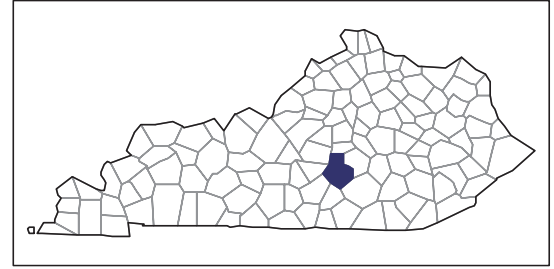
Data are not available at this geographic level for farms with Spanish, Hispanic, or Latino operators.



United States Department of Agriculture
National Agricultural Statistics Service

www.agcensus.usda.gov

2007 CENSUS OF AGRICULTURE



Casey County – Kentucky

Farms with American Indian or Alaska Native Operators Compared with All Farms

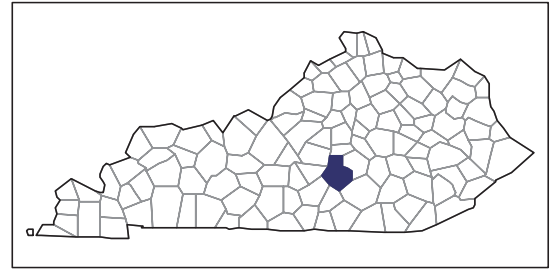
Data are not available at this geographic level for farms with American Indian or Alaska Native operators.



United States Department of Agriculture
National Agricultural Statistics Service

www.agcensus.usda.gov

2007 CENSUS OF AGRICULTURE



Casey County – Kentucky

Farms with Asian Operators Compared with All Farms

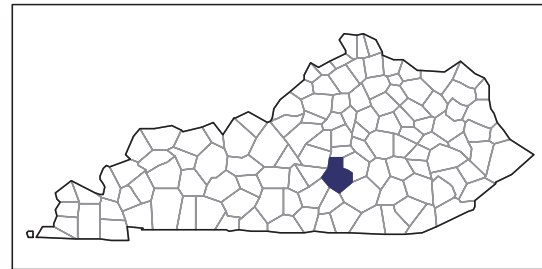
Data are not available at this geographic level for farms with Asian operators.



United States Department of Agriculture
National Agricultural Statistics Service

www.agcensus.usda.gov

2007 CENSUS OF AGRICULTURE



Casey County – Kentucky

Farms with Black or African American Operators Compared with All Farms

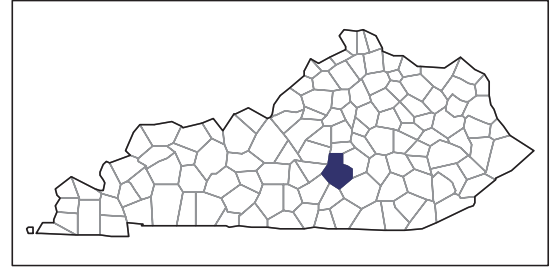
Data are not available at this geographic level for farms with Black or African American operators.



United States Department of Agriculture
National Agricultural Statistics Service

www.agcensus.usda.gov

2007 CENSUS OF AGRICULTURE



Casey County – Kentucky

Farms with Native Hawaiian or Other Pacific Islander Operators Compared with All Farms

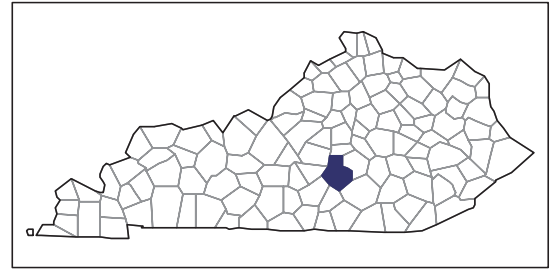
Data are not available at this geographic level for farms with Native Hawaiian or Other Pacific Islander operators.



United States Department of Agriculture
National Agricultural Statistics Service

www.agcensus.usda.gov

2007 CENSUS OF AGRICULTURE



Casey County – Kentucky

Farms with White Operators Compared with All Farms

Data are not available at this geographic level for farms with White operators.



United States Department of Agriculture
National Agricultural Statistics Service

www.agcensus.usda.gov

