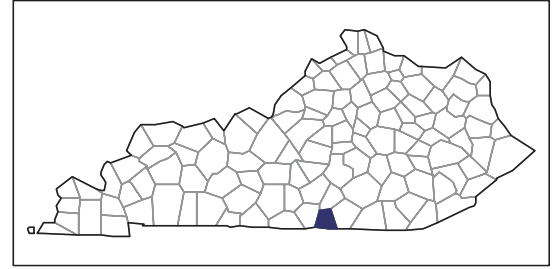


2007 CENSUS OF AGRICULTURE



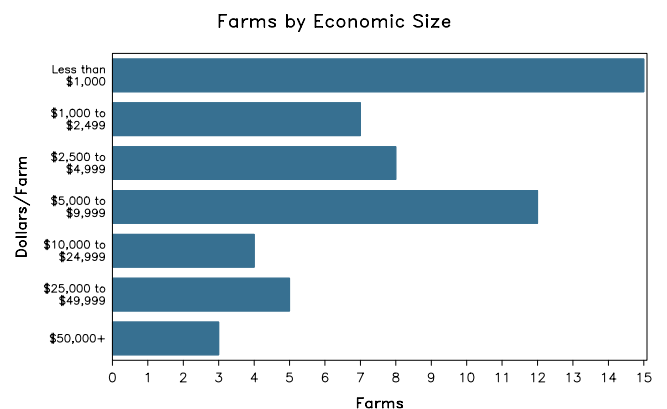
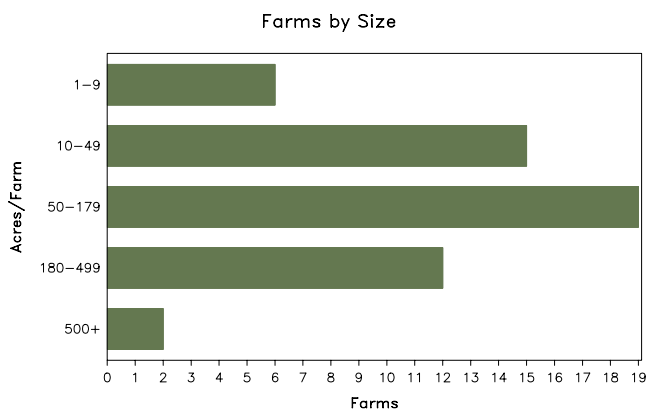
Clinton County – Kentucky

Farms with Women Principal Operators Compared with All Farms

	Women Principal Operators	All Farms
Number of Farms	54	629
Land in Farms	6,769 acres	91,097 acres
Average Size of Farm	125 acres	145 acres
Market Value of Products Sold	\$1,119,000	\$30,417,000
Crop Sales	\$186,000	\$3,051,000
Livestock Sales	\$933,000	\$27,366,000
Average Per Farm	\$20,725	\$48,357
Government Payments	\$25,000	\$359,000
Average Per Farm Receiving Payments	\$1,395	\$1,589

See footnotes on reverse page.

Farms with Women Principal Operators



2007 CENSUS OF AGRICULTURE

Clinton County – Kentucky Farms with Women Principal Operators

Selected Highlights

Item	Farms	Quantity
MARKET VALUE OF AGRICULTURAL PRODUCTS SOLD (\$1,000)		
Total value of agricultural products sold	54	1,119
Value of crops including nursery and greenhouse	21	186
Value of livestock, poultry, and their products	32	933
VALUE OF SALES BY COMMODITY GROUP (\$1,000)		
Grains, oilseeds, dry beans, and dry peas	4	(D)
Tobacco	5	(D)
Cotton and cottonseed	-	-
Vegetables, melons, potatoes and sweet potatoes	-	-
Fruits, tree nuts, and berries	-	-
Nursery, greenhouse, floriculture, and sod	-	-
Cut Christmas trees and short rotation woody crops	-	-
Other crops and hay	14	93
Poultry and eggs	2	(D)
Cattle and calves	31	(D)
Milk and other dairy products from cows	-	-
Hogs and pigs	-	-
Sheep, goats, and their products	-	-
Horses, ponies, mules, burros, and donkeys	-	-
Aquaculture	-	-
Other animals and other animal products	-	-
TOP CROP ITEMS (acres)		
Forage - land used for all hay and haylage, grass silage, and greenchop	36	1,558
Corn for grain	4	110
Soybeans for beans	2	(D)
Wheat for grain, all	2	(D)
Tobacco	5	9
TOP LIVESTOCK INVENTORY ITEMS (number)		
Broilers and other meat-type chickens	1	(D)
Cattle and calves	32	1,408
Horses and ponies	8	70
Layers	1	(D)

Operator Characteristics

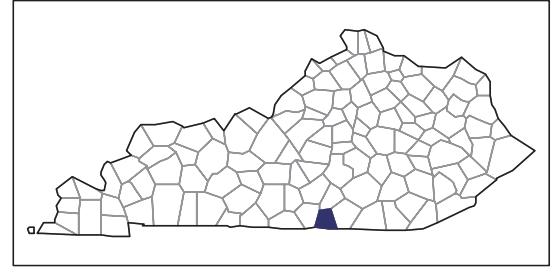
Item	Quantity
Primary occupation:	
Farming	18
Other	36
Days worked off farm:	
None	23
Any	31
Years on present farm:	
2 years or less	2
3 to 4 years	2
5 to 9 years	6
10 years or more	44
Age group:	
Under 45 years	3
45 to 64 years	23
65 years and over	28
Average age of principal operator (years)	65.1

Economic Characteristics

Item	Quantity
Farms by value of sales:	
Less than \$1,000	15
\$1,000 to \$2,499	7
\$2,500 to \$4,999	8
\$5,000 to \$9,999	12
\$10,000 to \$49,999	9
\$50,000 to \$99,999	2
\$100,000 to \$249,999	-
\$250,000 to \$499,999	-
\$500,000 or more	1
Total farm production expenses (\$1,000)	986
Average per farm (\$)	18,253
Net cash farm income of operation (\$1,000)	178
Average per farm (\$)	3,301
Value of agricultural products sold directly to individuals for human consumption (\$1,000)	-
Total organic product sales (\$1,000)	-
Total income from farm-related sources, gross before taxes and expenses (\$1,000)	20

See "Census of Agriculture, Volume 1, Geographic Area Series" for complete footnotes, explanations, definitions, and methodology.
(D) Cannot be disclosed. (Z) Less than half of the unit shown.

2007 CENSUS OF AGRICULTURE



Clinton County – Kentucky

Farms with Spanish, Hispanic, or Latino Operators Compared with All Farms

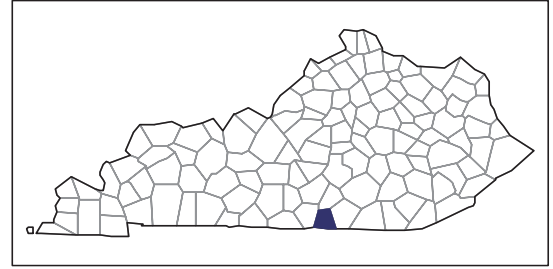
Data are not available at this geographic level for farms with Spanish, Hispanic, or Latino operators.



United States Department of Agriculture
National Agricultural Statistics Service

www.agcensus.usda.gov

2007 CENSUS OF AGRICULTURE



Clinton County – Kentucky

Farms with American Indian or Alaska Native Operators Compared with All Farms

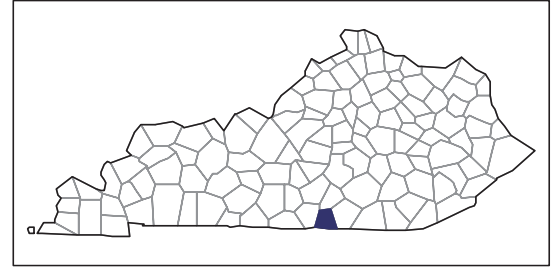
Data are not available at this geographic level for farms with American Indian or Alaska Native operators.



United States Department of Agriculture
National Agricultural Statistics Service

www.agcensus.usda.gov

2007 CENSUS OF AGRICULTURE



Clinton County – Kentucky

Farms with Asian Operators Compared with All Farms

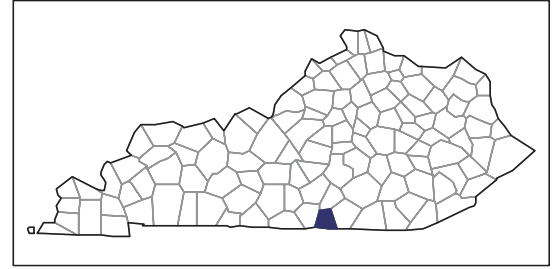
Data are not available at this geographic level for farms with Asian operators.



United States Department of Agriculture
National Agricultural Statistics Service

www.agcensus.usda.gov

2007 CENSUS OF AGRICULTURE



Clinton County – Kentucky

Farms with Black or African American Operators Compared with All Farms

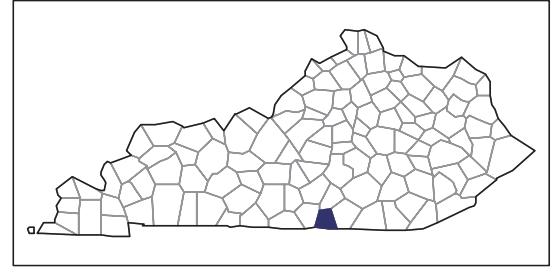
Data are not available at this geographic level for farms with Black or African American operators.



United States Department of Agriculture
National Agricultural Statistics Service

www.agcensus.usda.gov

2007 CENSUS OF AGRICULTURE



Clinton County – Kentucky

Farms with Native Hawaiian or Other Pacific Islander Operators Compared with All Farms

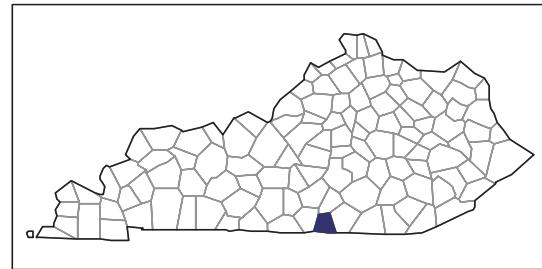
Data are not available at this geographic level for farms with Native Hawaiian or Other Pacific Islander operators.



United States Department of Agriculture
National Agricultural Statistics Service

www.agcensus.usda.gov

2007 CENSUS OF AGRICULTURE



Clinton County – Kentucky

Farms with White Operators Compared with All Farms

Data are not available at this geographic level for farms with White operators.



United States Department of Agriculture
National Agricultural Statistics Service

www.agcensus.usda.gov

