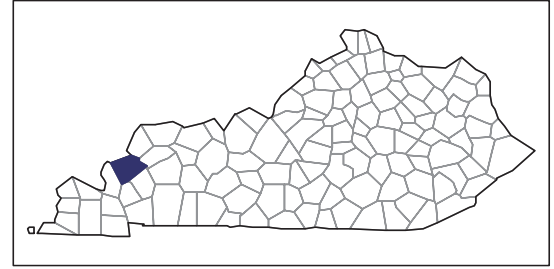


2007 CENSUS OF AGRICULTURE



Crittenden County – Kentucky

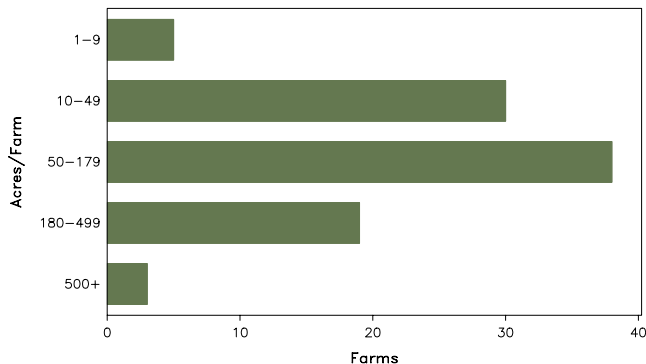
Farms with Women Principal Operators Compared with All Farms

	Women Principal Operators	All Farms
Number of Farms	95	740
Land in Farms	12,974 acres	160,116 acres
Average Size of Farm	137 acres	216 acres
Market Value of Products Sold	\$533,000	\$19,162,000
Crop Sales	\$110,000	\$8,813,000
Livestock Sales	\$424,000	\$10,349,000
Average Per Farm	\$5,615	\$25,894
Government Payments	\$233,000	\$1,967,000
Average Per Farm Receiving Payments	\$4,309	\$5,344

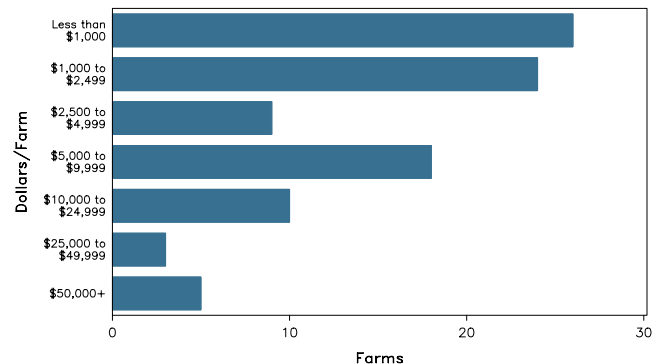
See footnotes on reverse page.

Farms with Women Principal Operators

Farms by Size



Farms by Economic Size



2007 CENSUS OF AGRICULTURE

Crittenden County – Kentucky Farms with Women Principal Operators

Selected Highlights

Item	Farms	Quantity
MARKET VALUE OF AGRICULTURAL PRODUCTS SOLD (\$1,000)		
Total value of agricultural products sold	95	533
Value of crops including nursery and greenhouse	22	110
Value of livestock, poultry, and their products	26	424
VALUE OF SALES BY COMMODITY GROUP (\$1,000)		
Grains, oilseeds, dry beans, and dry peas	-	-
Tobacco	-	-
Cotton and cottonseed	-	-
Vegetables, melons, potatoes and sweet potatoes	2	(D)
Fruits, tree nuts, and berries	-	-
Nursery, greenhouse, floriculture, and sod	2	(D)
Cut Christmas trees and short rotation woody crops	-	-
Other crops and hay	18	92
Poultry and eggs	5	(D)
Cattle and calves	17	(D)
Milk and other dairy products from cows	-	-
Hogs and pigs	-	-
Sheep, goats, and their products	9	117
Horses, ponies, mules, burros, and donkeys	3	(D)
Aquaculture	-	-
Other animals and other animal products	3	(D)
TOP CROP ITEMS (acres)		
Forage - land used for all hay and haylage, grass silage, and greenchop	28	1,715
Corn for grain	2	(D)
Vegetables harvested for sale	2	(D)
Floriculture crops, total	2	(D)
TOP LIVESTOCK INVENTORY ITEMS (number)		
Cattle and calves	27	998
Goats, all	7	358
Sheep and lambs	6	294
Layers	8	283
Horses and ponies	20	171

Operator Characteristics

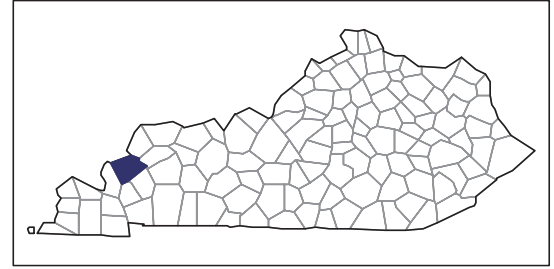
Item	Quantity
Primary occupation:	
Farming	23
Other	72
Days worked off farm:	
None	47
Any	48
Years on present farm:	
2 years or less	10
3 to 4 years	8
5 to 9 years	15
10 years or more	62
Age group:	
Under 45 years	14
45 to 64 years	42
65 years and over	39
Average age of principal operator (years)	61.8

Economic Characteristics

Item	Quantity
Farms by value of sales:	
Less than \$1,000	61
\$1,000 to \$2,499	9
\$2,500 to \$4,999	6
\$5,000 to \$9,999	7
\$10,000 to \$49,999	10
\$50,000 to \$99,999	2
\$100,000 to \$249,999	-
\$250,000 to \$499,999	-
\$500,000 or more	-
Total farm production expenses (\$1,000)	675
Average per farm (\$)	7,102
Net cash farm income of operation (\$1,000)	150
Average per farm (\$)	1,580
Value of agricultural products sold directly to individuals for human consumption (\$1,000)	(D)
Total organic product sales (\$1,000)	-
Total income from farm-related sources, gross before taxes and expenses (\$1,000)	59

See "Census of Agriculture, Volume 1, Geographic Area Series" for complete footnotes, explanations, definitions, and methodology.
(D) Cannot be disclosed. (Z) Less than half of the unit shown.

2007 CENSUS OF AGRICULTURE



Crittenden County – Kentucky

Farms with Spanish, Hispanic, or Latino Operators Compared with All Farms

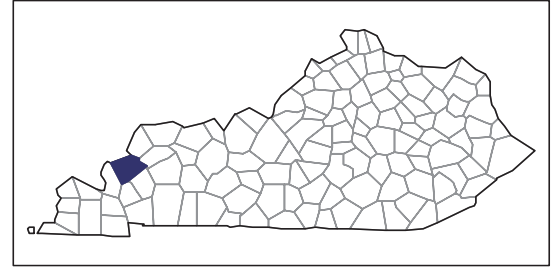
Data are not available at this geographic level for farms with Spanish, Hispanic, or Latino operators.



United States Department of Agriculture
National Agricultural Statistics Service

www.agcensus.usda.gov

2007 CENSUS OF AGRICULTURE



Crittenden County – Kentucky

Farms with American Indian or Alaska Native Operators Compared with All Farms

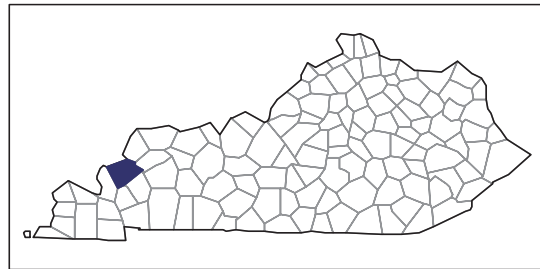
Data are not available at this geographic level for farms with American Indian or Alaska Native operators.



United States Department of Agriculture
National Agricultural Statistics Service

www.agcensus.usda.gov

2007 CENSUS OF AGRICULTURE



Crittenden County – Kentucky

Farms with Asian Operators Compared with All Farms

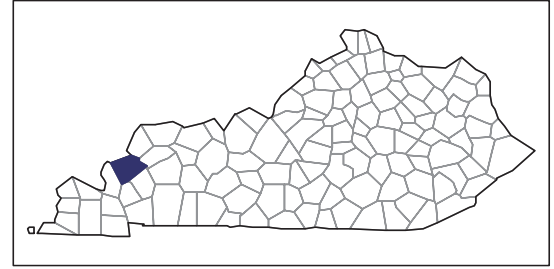
Data are not available at this geographic level for farms with Asian operators.



United States Department of Agriculture
National Agricultural Statistics Service

www.agcensus.usda.gov

2007 CENSUS OF AGRICULTURE



Crittenden County – Kentucky

Farms with Black or African American Operators Compared with All Farms

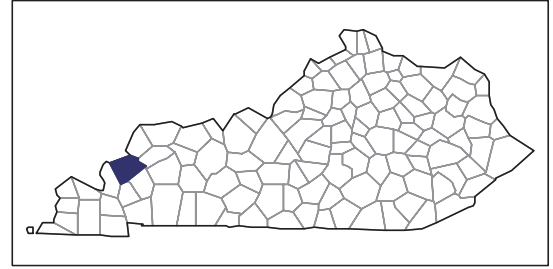
Data are not available at this geographic level for farms with Black or African American operators.



United States Department of Agriculture
National Agricultural Statistics Service

www.agcensus.usda.gov

2007 CENSUS OF AGRICULTURE



Crittenden County – Kentucky

Farms with Native Hawaiian or Other Pacific Islander Operators Compared with All Farms

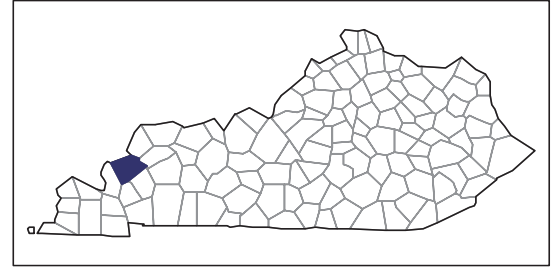
Data are not available at this geographic level for farms with Native Hawaiian or Other Pacific Islander operators.



United States Department of Agriculture
National Agricultural Statistics Service

www.agcensus.usda.gov

2007 CENSUS OF AGRICULTURE



Crittenden County – Kentucky

Farms with White Operators Compared with All Farms

Data are not available at this geographic level for farms with White operators.



United States Department of Agriculture
National Agricultural Statistics Service

www.agcensus.usda.gov

