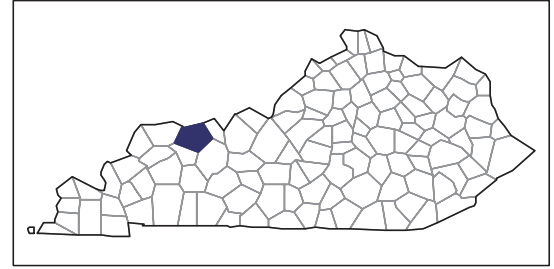


2007 CENSUS OF AGRICULTURE



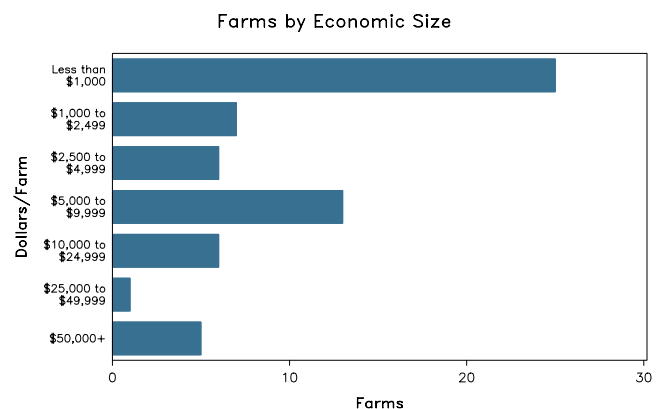
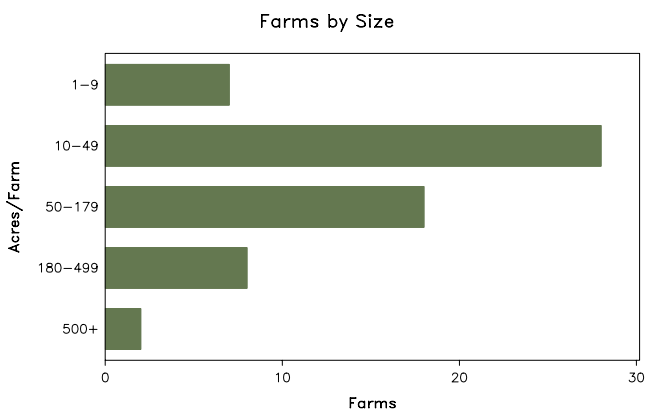
Daviess County – Kentucky

Farms with Women Principal Operators Compared with All Farms

	Women Principal Operators	All Farms
Number of Farms	63	1,008
Land in Farms	5,899 acres	256,922 acres
Average Size of Farm	94 acres	255 acres
Market Value of Products Sold	\$1,656,000	\$117,621,000
Crop Sales	\$458,000	\$88,201,000
Livestock Sales	\$1,199,000	\$29,420,000
Average Per Farm	\$26,294	\$116,687
Government Payments	\$51,000	\$2,907,000
Average Per Farm Receiving Payments	\$2,144	\$5,579

See footnotes on reverse page.

Farms with Women Principal Operators



2007 CENSUS OF AGRICULTURE

Daviess County – Kentucky Farms with Women Principal Operators

Selected Highlights

Item	Farms	Quantity
MARKET VALUE OF AGRICULTURAL PRODUCTS SOLD (\$1,000)		
Total value of agricultural products sold	63	1,656
Value of crops including nursery and greenhouse	22	458
Value of livestock, poultry, and their products	20	1,199
VALUE OF SALES BY COMMODITY GROUP (\$1,000)		
Grains, oilseeds, dry beans, and dry peas	11	405
Tobacco	-	-
Cotton and cottonseed	-	-
Vegetables, melons, potatoes and sweet potatoes	2	(D)
Fruits, tree nuts, and berries	2	(D)
Nursery, greenhouse, floriculture, and sod	2	(D)
Cut Christmas trees and short rotation woody crops	-	-
Other crops and hay	7	39
Poultry and eggs	3	(D)
Cattle and calves	14	(D)
Milk and other dairy products from cows	-	-
Hogs and pigs	-	-
Sheep, goats, and their products	-	-
Horses, ponies, mules, burros, and donkeys	5	(D)
Aquaculture	-	-
Other animals and other animal products	-	-
TOP CROP ITEMS (acres)		
Forage - land used for all hay and haylage, grass silage, and greenchop	14	634
Soybeans for beans	5	545
Corn for grain	10	506
Wheat for grain, all	1	(D)
Vegetables harvested for sale	2	(D)
TOP LIVESTOCK INVENTORY ITEMS (number)		
Pullets for laying flock replacement	3	(D)
Cattle and calves	17	532
Horses and ponies	21	148
Layers	2	(D)
Mules, burros, and donkeys	7	36

Operator Characteristics

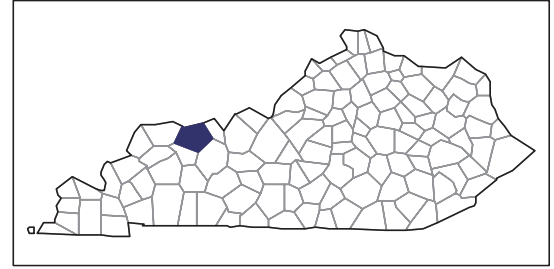
Item	Quantity
Primary occupation:	
Farming	26
Other	37
Days worked off farm:	
None	31
Any	32
Years on present farm:	
2 years or less	4
3 to 4 years	8
5 to 9 years	16
10 years or more	35
Age group:	
Under 45 years	9
45 to 64 years	35
65 years and over	19
Average age of principal operator (years)	56.0

Economic Characteristics

Item	Quantity
Farms by value of sales:	
Less than \$1,000	31
\$1,000 to \$2,499	3
\$2,500 to \$4,999	5
\$5,000 to \$9,999	12
\$10,000 to \$49,999	7
\$50,000 to \$99,999	3
\$100,000 to \$249,999	1
\$250,000 to \$499,999	-
\$500,000 or more	1
Total farm production expenses (\$1,000)	1,596
Average per farm (\$)	25,339
Net cash farm income of operation (\$1,000)	655
Average per farm (\$)	10,402
Value of agricultural products sold directly to individuals for human consumption (\$1,000)	(D)
Total organic product sales (\$1,000)	-
Total income from farm-related sources, gross before taxes and expenses (\$1,000)	544

See "Census of Agriculture, Volume 1, Geographic Area Series" for complete footnotes, explanations, definitions, and methodology.
(D) Cannot be disclosed. (Z) Less than half of the unit shown.

2007 CENSUS OF AGRICULTURE



Daviess County – Kentucky

Farms with Spanish, Hispanic, or Latino Operators Compared with All Farms

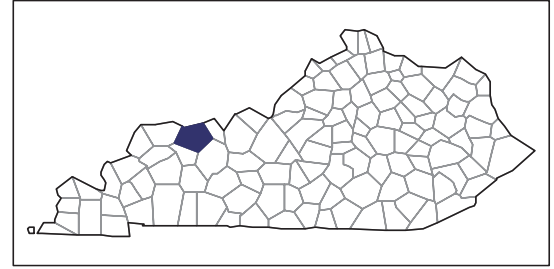
Data are not available at this geographic level for farms with Spanish, Hispanic, or Latino operators.



United States Department of Agriculture
National Agricultural Statistics Service

www.agcensus.usda.gov

2007 CENSUS OF AGRICULTURE



Daviess County – Kentucky

Farms with American Indian or Alaska Native Operators Compared with All Farms

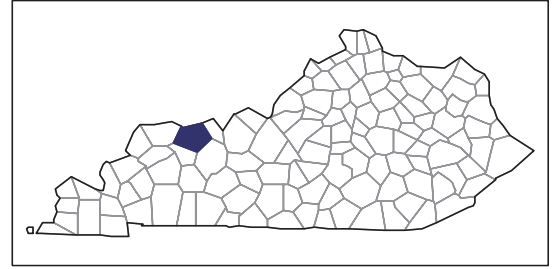
Data are not available at this geographic level for farms with American Indian or Alaska Native operators.



United States Department of Agriculture
National Agricultural Statistics Service

www.agcensus.usda.gov

2007 CENSUS OF AGRICULTURE



Daviess County – Kentucky

Farms with Asian Operators Compared with All Farms

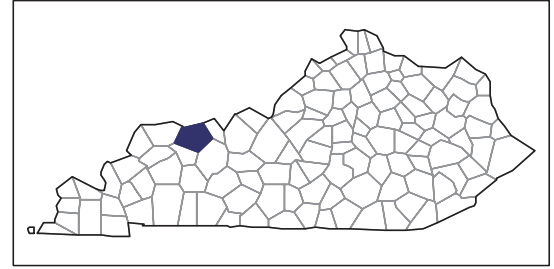
Data are not available at this geographic level for farms with Asian operators.



United States Department of Agriculture
National Agricultural Statistics Service

www.agcensus.usda.gov

2007 CENSUS OF AGRICULTURE



Daviess County – Kentucky

Farms with Black or African American Operators Compared with All Farms

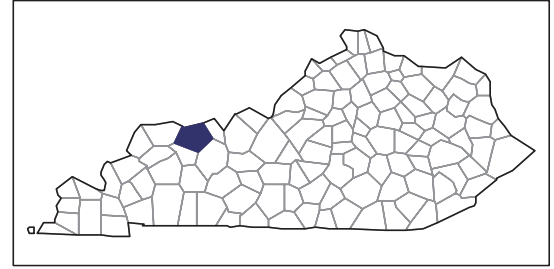
Data are not available at this geographic level for farms with Black or African American operators.



United States Department of Agriculture
National Agricultural Statistics Service

www.agcensus.usda.gov

2007 CENSUS OF AGRICULTURE



Daviess County – Kentucky

Farms with Native Hawaiian or Other Pacific Islander Operators Compared with All Farms

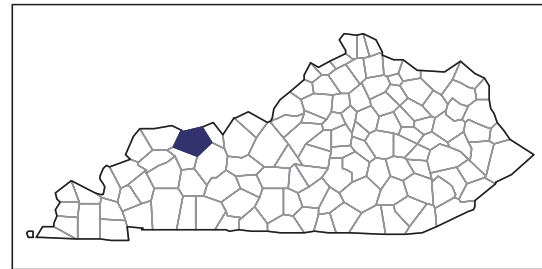
Data are not available at this geographic level for farms with Native Hawaiian or Other Pacific Islander operators.



United States Department of Agriculture
National Agricultural Statistics Service

www.agcensus.usda.gov

2007 CENSUS OF AGRICULTURE



Daviess County – Kentucky

Farms with White Operators Compared with All Farms

Data are not available at this geographic level for farms with White operators.



United States Department of Agriculture
National Agricultural Statistics Service

www.agcensus.usda.gov

