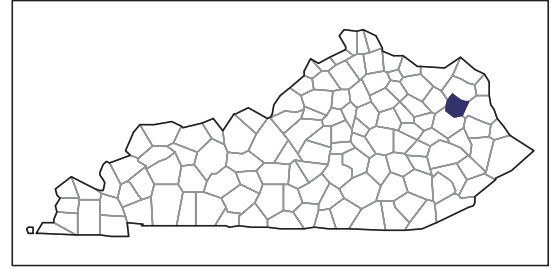


2007 CENSUS OF AGRICULTURE



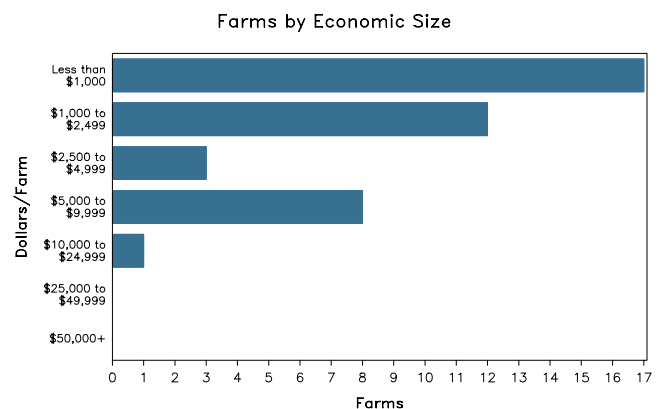
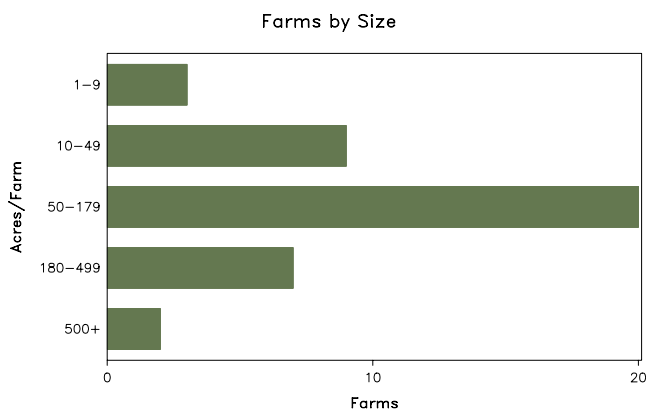
Elliott County – Kentucky

Farms with Women Principal Operators Compared with All Farms

	Women Principal Operators	All Farms
Number of Farms	41	448
Land in Farms	4,863 acres	66,843 acres
Average Size of Farm	119 acres	149 acres
Market Value of Products Sold	\$89,000	\$2,431,000
Crop Sales	\$26,000	\$781,000
Livestock Sales	\$63,000	\$1,649,000
Average Per Farm	\$2,177	\$5,426
Government Payments	\$9,000	\$101,000
Average Per Farm Receiving Payments	\$1,160	\$1,803

See footnotes on reverse page.

Farms with Women Principal Operators



2007 CENSUS OF AGRICULTURE

Elliott County – Kentucky Farms with Women Principal Operators

Selected Highlights

Item	Farms	Quantity
MARKET VALUE OF AGRICULTURAL PRODUCTS SOLD (\$1,000)		
Total value of agricultural products sold	41	89
Value of crops including nursery and greenhouse	17	26
Value of livestock, poultry, and their products	23	63
VALUE OF SALES BY COMMODITY GROUP (\$1,000)		
Grains, oilseeds, dry beans, and dry peas	-	-
Tobacco	-	-
Cotton and cottonseed	-	-
Vegetables, melons, potatoes and sweet potatoes	4	12
Fruits, tree nuts, and berries	2	(D)
Nursery, greenhouse, floriculture, and sod	-	-
Cut Christmas trees and short rotation woody crops	-	-
Other crops and hay	11	(D)
Poultry and eggs	4	1
Cattle and calves	18	48
Milk and other dairy products from cows	2	(D)
Hogs and pigs	-	-
Sheep, goats, and their products	6	3
Horses, ponies, mules, burros, and donkeys	2	(D)
Aquaculture	-	-
Other animals and other animal products	3	3
TOP CROP ITEMS (acres)		
Forage - land used for all hay and haylage, grass silage, and greenchop	22	312
Vegetables harvested for sale	4	14
Beans, snap	4	(D)
Corn for grain	2	(D)
Potatoes	4	(D)
TOP LIVESTOCK INVENTORY ITEMS (number)		
Cattle and calves	20	357
Horses and ponies	11	110
Rabbits and their pelts	2	(D)
Goats, all	6	80
Layers	8	76

Operator Characteristics

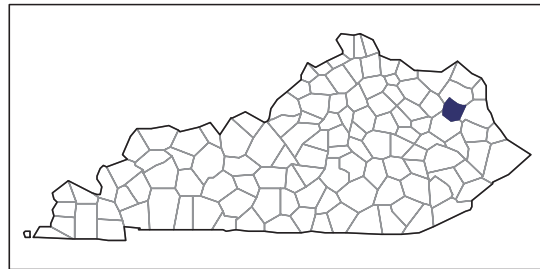
Item	Quantity
Primary occupation:	
Farming	15
Other	26
Days worked off farm:	
None	9
Any	32
Years on present farm:	
2 years or less	6
3 to 4 years	5
5 to 9 years	8
10 years or more	22
Age group:	
Under 45 years	7
45 to 64 years	26
65 years and over	8
Average age of principal operator (years)	54.1

Economic Characteristics

Item	Quantity
Farms by value of sales:	
Less than \$1,000	19
\$1,000 to \$2,499	10
\$2,500 to \$4,999	3
\$5,000 to \$9,999	9
\$10,000 to \$49,999	-
\$50,000 to \$99,999	-
\$100,000 to \$249,999	-
\$250,000 to \$499,999	-
\$500,000 or more	-
Total farm production expenses (\$1,000)	249
Average per farm (\$)	6,080
Net cash farm income of operation (\$1,000)	-98
Average per farm (\$)	-2,392
Value of agricultural products sold directly to individuals for human consumption (\$1,000)	14
Total organic product sales (\$1,000)	-
Total income from farm-related sources, gross before taxes and expenses (\$1,000)	53

See "Census of Agriculture, Volume 1, Geographic Area Series" for complete footnotes, explanations, definitions, and methodology.
(D) Cannot be disclosed. (Z) Less than half of the unit shown.

2007 CENSUS OF AGRICULTURE



Elliott County – Kentucky

Farms with Spanish, Hispanic, or Latino Operators Compared with All Farms

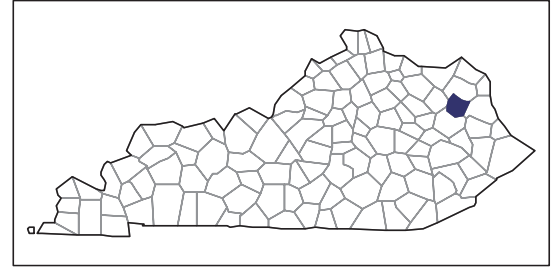
Data are not available at this geographic level for farms with Spanish, Hispanic, or Latino operators.



United States Department of Agriculture
National Agricultural Statistics Service

www.agcensus.usda.gov

2007 CENSUS OF AGRICULTURE



Elliott County – Kentucky

Farms with American Indian or Alaska Native Operators Compared with All Farms

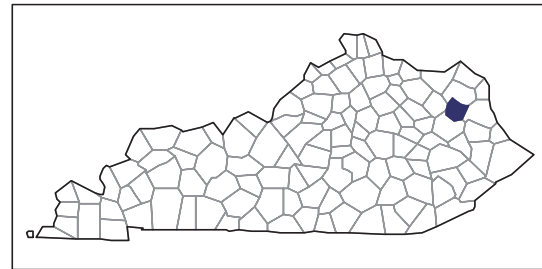
Data are not available at this geographic level for farms with American Indian or Alaska Native operators.



United States Department of Agriculture
National Agricultural Statistics Service

www.agcensus.usda.gov

2007 CENSUS OF AGRICULTURE



Elliott County – Kentucky

Farms with Asian Operators Compared with All Farms

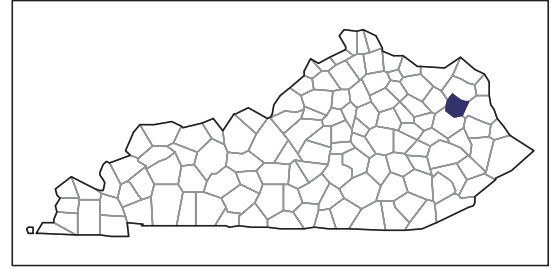
Data are not available at this geographic level for farms with Asian operators.



United States Department of Agriculture
National Agricultural Statistics Service

www.agcensus.usda.gov

2007 CENSUS OF AGRICULTURE



Elliott County – Kentucky

Farms with Black or African American Operators Compared with All Farms

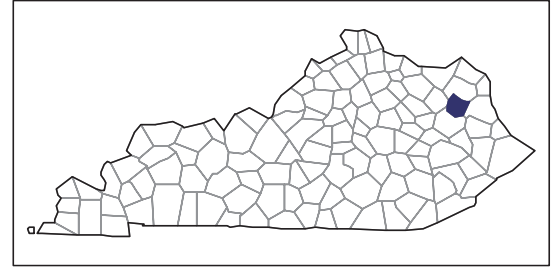
Data are not available at this geographic level for farms with Black or African American operators.



United States Department of Agriculture
National Agricultural Statistics Service

www.agcensus.usda.gov

2007 CENSUS OF AGRICULTURE



Elliott County – Kentucky

Farms with Native Hawaiian or Other Pacific Islander Operators Compared with All Farms

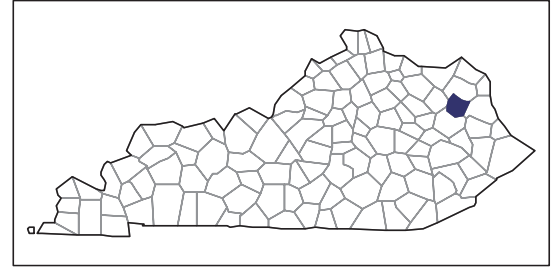
Data are not available at this geographic level for farms with Native Hawaiian or Other Pacific Islander operators.



United States Department of Agriculture
National Agricultural Statistics Service

www.agcensus.usda.gov

2007 CENSUS OF AGRICULTURE



Elliott County – Kentucky

Farms with White Operators Compared with All Farms

Data are not available at this geographic level for farms with White operators.



United States Department of Agriculture
National Agricultural Statistics Service

www.agcensus.usda.gov

