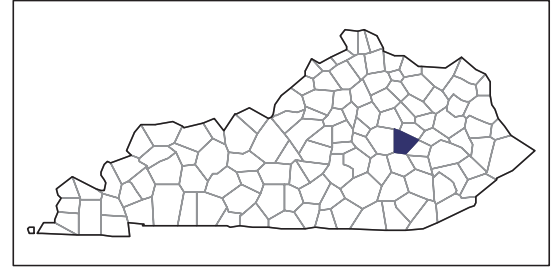


2007 CENSUS OF AGRICULTURE



Estill County – Kentucky

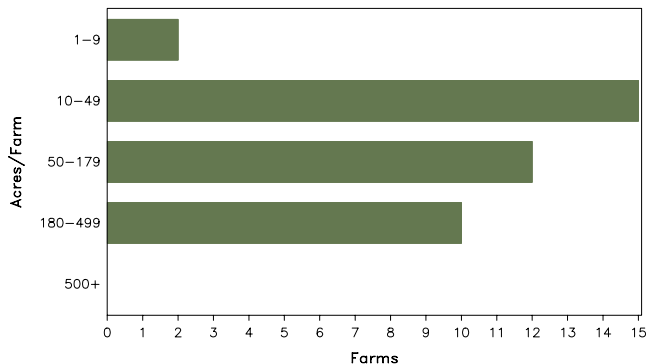
Farms with Women Principal Operators Compared with All Farms

	Women Principal Operators	All Farms
Number of Farms	39	456
Land in Farms	4,629 acres	64,780 acres
Average Size of Farm	119 acres	142 acres
Market Value of Products Sold	\$190,000	\$4,461,000
Crop Sales	\$78,000	\$1,193,000
Livestock Sales	\$112,000	\$3,269,000
Average Per Farm	\$4,860	\$9,784
Government Payments	\$4,000	\$222,000
Average Per Farm Receiving Payments	\$342	\$1,606

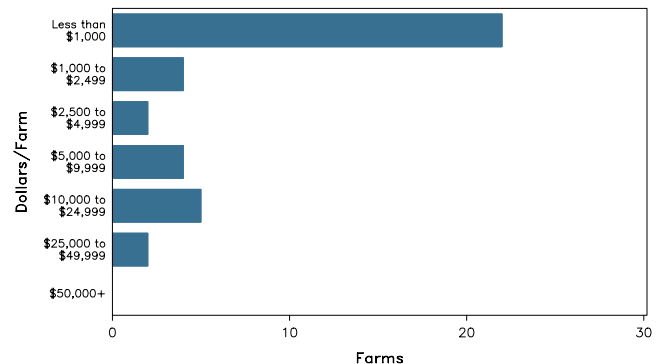
See footnotes on reverse page.

Farms with Women Principal Operators

Farms by Size



Farms by Economic Size



2007 CENSUS OF AGRICULTURE

Estill County – Kentucky Farms with Women Principal Operators

Selected Highlights

Item	Farms	Quantity
MARKET VALUE OF AGRICULTURAL PRODUCTS SOLD (\$1,000)		
Total value of agricultural products sold	39	190
Value of crops including nursery and greenhouse	15	78
Value of livestock, poultry, and their products	15	112
VALUE OF SALES BY COMMODITY GROUP (\$1,000)		
Grains, oilseeds, dry beans, and dry peas	4	32
Tobacco	2	(D)
Cotton and cottonseed	-	-
Vegetables, melons, potatoes and sweet potatoes	3	(D)
Fruits, tree nuts, and berries	2	(D)
Nursery, greenhouse, floriculture, and sod	1	(D)
Cut Christmas trees and short rotation woody crops	-	-
Other crops and hay	6	37
Poultry and eggs	3	(D)
Cattle and calves	10	96
Milk and other dairy products from cows	-	-
Hogs and pigs	-	-
Sheep, goats, and their products	2	(D)
Horses, ponies, mules, burros, and donkeys	3	(D)
Aquaculture	-	-
Other animals and other animal products	3	(D)
TOP CROP ITEMS (acres)		
Forage - land used for all hay and haylage, grass silage, and greenchop	15	607
Corn for grain	4	64
Soybeans for beans	2	(D)
Vegetables harvested for sale	3	2
Tobacco	2	(D)
TOP LIVESTOCK INVENTORY ITEMS (number)		
Cattle and calves	18	527
Horses and ponies	15	97
Layers	3	62
Goats, all	1	(D)
Colonies of bees	2	(D)

Operator Characteristics

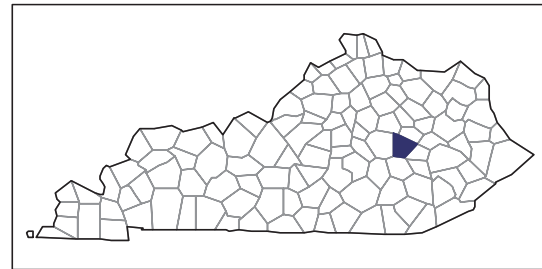
Item	Quantity
Primary occupation:	
Farming	8
Other	31
Days worked off farm:	
None	12
Any	27
Years on present farm:	
2 years or less	2
3 to 4 years	1
5 to 9 years	6
10 years or more	30
Age group:	
Under 45 years	4
45 to 64 years	24
65 years and over	11
Average age of principal operator (years)	60.1

Economic Characteristics

Item	Quantity
Farms by value of sales:	
Less than \$1,000	22
\$1,000 to \$2,499	4
\$2,500 to \$4,999	3
\$5,000 to \$9,999	3
\$10,000 to \$49,999	7
\$50,000 to \$99,999	-
\$100,000 to \$249,999	-
\$250,000 to \$499,999	-
\$500,000 or more	-
Total farm production expenses (\$1,000)	225
Average per farm (\$)	5,766
Net cash farm income of operation (\$1,000)	-21
Average per farm (\$)	-549
Value of agricultural products sold directly to individuals for human consumption (\$1,000)	2
Total organic product sales (\$1,000)	-
Total income from farm-related sources, gross before taxes and expenses (\$1,000)	10

See "Census of Agriculture, Volume 1, Geographic Area Series" for complete footnotes, explanations, definitions, and methodology.
(D) Cannot be disclosed. (Z) Less than half of the unit shown.

2007 CENSUS OF AGRICULTURE



Estill County – Kentucky

Farms with Spanish, Hispanic, or Latino Operators Compared with All Farms

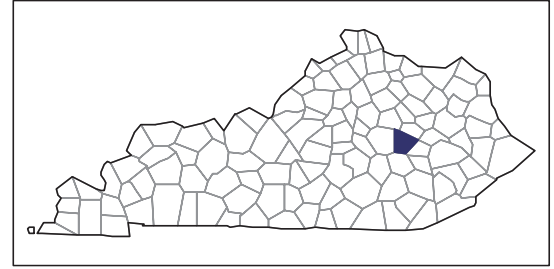
Data are not available at this geographic level for farms with Spanish, Hispanic, or Latino operators.



United States Department of Agriculture
National Agricultural Statistics Service

www.agcensus.usda.gov

2007 CENSUS OF AGRICULTURE



Estill County – Kentucky

Farms with American Indian or Alaska Native Operators Compared with All Farms

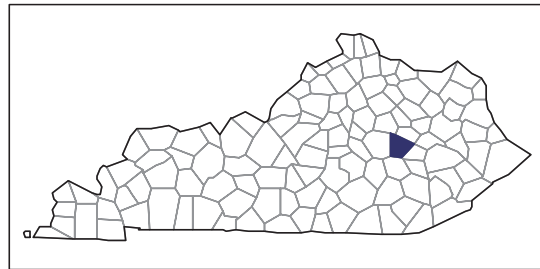
Data are not available at this geographic level for farms with American Indian or Alaska Native operators.



United States Department of Agriculture
National Agricultural Statistics Service

www.agcensus.usda.gov

2007 CENSUS OF AGRICULTURE



Estill County – Kentucky

Farms with Asian Operators Compared with All Farms

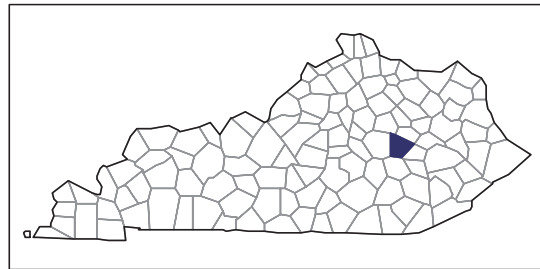
Data are not available at this geographic level for farms with Asian operators.



United States Department of Agriculture
National Agricultural Statistics Service

www.agcensus.usda.gov

2007 CENSUS OF AGRICULTURE



Estill County – Kentucky

Farms with Black or African American Operators Compared with All Farms

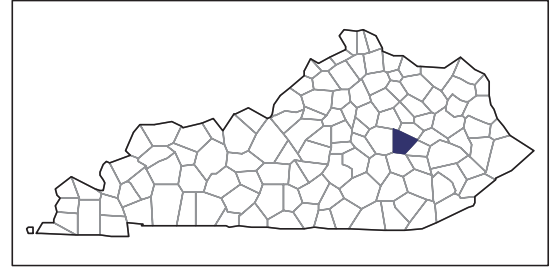
Data are not available at this geographic level for farms with Black or African American operators.



United States Department of Agriculture
National Agricultural Statistics Service

www.agcensus.usda.gov

2007 CENSUS OF AGRICULTURE



Estill County – Kentucky

Farms with Native Hawaiian or Other Pacific Islander Operators Compared with All Farms

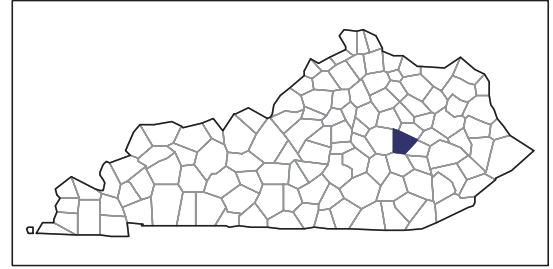
Data are not available at this geographic level for farms with Native Hawaiian or Other Pacific Islander operators.



United States Department of Agriculture
National Agricultural Statistics Service

www.agcensus.usda.gov

2007 CENSUS OF AGRICULTURE



Estill County – Kentucky

Farms with White Operators Compared with All Farms

Data are not available at this geographic level for farms with White operators.



United States Department of Agriculture
National Agricultural Statistics Service

www.agcensus.usda.gov

