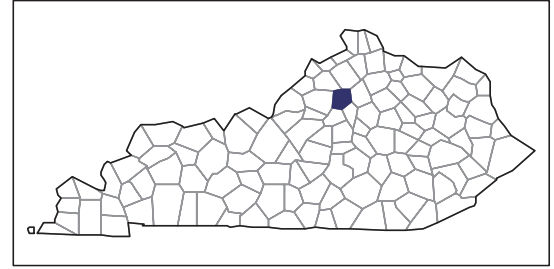


# 2007 CENSUS OF AGRICULTURE



## Franklin County – Kentucky

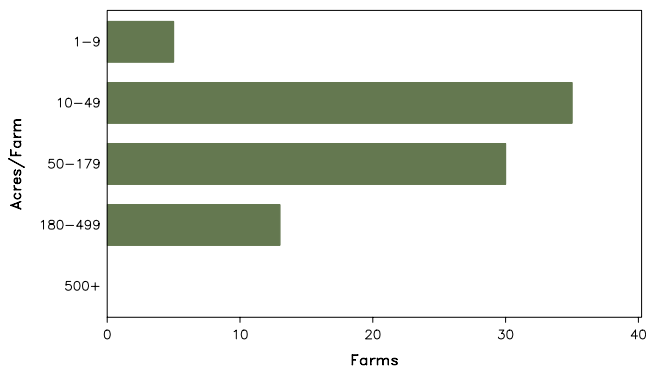
### Farms with Women Principal Operators Compared with All Farms

	Women Principal Operators	All Farms
<b>Number of Farms</b>	83	625
<b>Land in Farms</b>	7,337 acres	76,306 acres
<b>Average Size of Farm</b>	88 acres	122 acres
<b>Market Value of Products Sold</b>	\$611,000	\$14,031,000
Crop Sales	\$84,000	\$4,011,000
Livestock Sales	\$527,000	\$10,019,000
Average Per Farm	\$7,365	\$22,449
<b>Government Payments</b>	\$22,000	\$166,000
Average Per Farm Receiving Payments	\$3,696	\$2,018

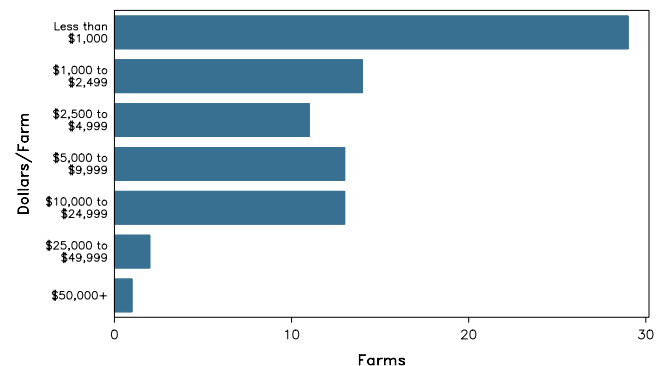
See footnotes on reverse page.

### Farms with Women Principal Operators

Farms by Size



Farms by Economic Size



# 2007 CENSUS OF AGRICULTURE

## Franklin County – Kentucky Farms with Women Principal Operators

### Selected Highlights

Item	Farms	Quantity
<b>MARKET VALUE OF AGRICULTURAL PRODUCTS SOLD (\$1,000)</b>		
Total value of agricultural products sold	83	611
Value of crops including nursery and greenhouse	21	84
Value of livestock, poultry, and their products	41	527
<b>VALUE OF SALES BY COMMODITY GROUP (\$1,000)</b>		
Grains, oilseeds, dry beans, and dry peas	-	-
Tobacco	2	(D)
Cotton and cottonseed	-	-
Vegetables, melons, potatoes and sweet potatoes	2	(D)
Fruits, tree nuts, and berries	1	(D)
Nursery, greenhouse, floriculture, and sod	-	-
Cut Christmas trees and short rotation woody crops	-	-
Other crops and hay	17	40
Poultry and eggs	8	3
Cattle and calves	27	234
Milk and other dairy products from cows	2	(D)
Hogs and pigs	4	7
Sheep, goats, and their products	2	(D)
Horses, ponies, mules, burros, and donkeys	13	(D)
Aquaculture	-	-
Other animals and other animal products	-	-
<b>TOP CROP ITEMS (acres)</b>		
Forage - land used for all hay and haylage, grass silage, and greenchop	31	1,326
Tobacco	2	(D)
Walnuts, English	1	(D)
Apples	5	5
Plums and prunes	4	(D)
<b>TOP LIVESTOCK INVENTORY ITEMS (number)</b>		
Cattle and calves	23	788
Horses and ponies	33	333
Layers	8	166
Hogs and pigs	4	30
Pullets for laying flock replacement	1	(D)

### Operator Characteristics

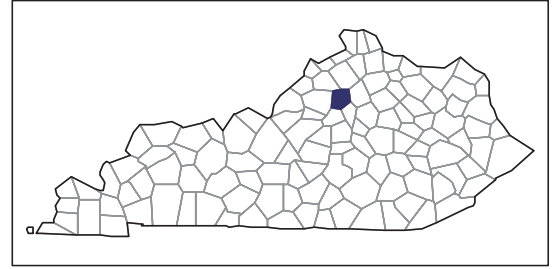
Item	Quantity
Primary occupation:	
Farming	35
Other	48
Days worked off farm:	
None	45
Any	38
Years on present farm:	
2 years or less	8
3 to 4 years	9
5 to 9 years	16
10 years or more	50
Age group:	
Under 45 years	15
45 to 64 years	37
65 years and over	31
Average age of principal operator (years)	58.1

### Economic Characteristics

Item	Quantity
Farms by value of sales:	
Less than \$1,000	31
\$1,000 to \$2,499	12
\$2,500 to \$4,999	13
\$5,000 to \$9,999	12
\$10,000 to \$49,999	14
\$50,000 to \$99,999	-
\$100,000 to \$249,999	1
\$250,000 to \$499,999	-
\$500,000 or more	-
Total farm production expenses (\$1,000)	1,197
Average per farm (\$)	14,424
Net cash farm income of operation (\$1,000)	-370
Average per farm (\$)	-4,462
Value of agricultural products sold directly to individuals for human consumption (\$1,000)	35
Total organic product sales (\$1,000)	-
Total income from farm-related sources, gross before taxes and expenses (\$1,000)	193

See "Census of Agriculture, Volume 1, Geographic Area Series" for complete footnotes, explanations, definitions, and methodology.  
(D) Cannot be disclosed. (Z) Less than half of the unit shown.

# 2007 CENSUS OF AGRICULTURE



## Franklin County – Kentucky

### Farms with Spanish, Hispanic, or Latino Operators Compared with All Farms

Data are not available at this geographic level for farms with Spanish, Hispanic, or Latino operators.

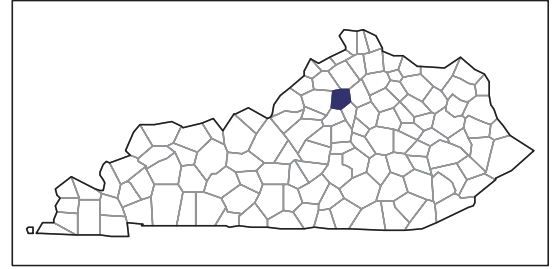


United States Department of Agriculture  
National Agricultural Statistics Service

[www.agcensus.usda.gov](http://www.agcensus.usda.gov)



# 2007 CENSUS OF AGRICULTURE



## Franklin County – Kentucky

### Farms with American Indian or Alaska Native Operators Compared with All Farms

Data are not available at this geographic level for farms with American Indian or Alaska Native operators.

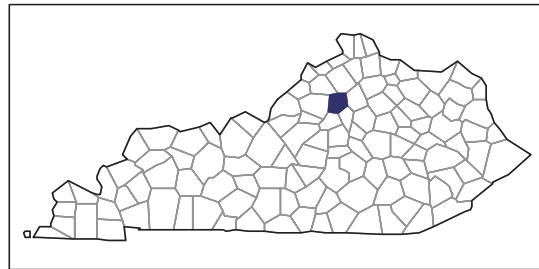


United States Department of Agriculture  
National Agricultural Statistics Service

[www.agcensus.usda.gov](http://www.agcensus.usda.gov)



# 2007 CENSUS OF AGRICULTURE



## Franklin County – Kentucky

### Farms with Asian Operators Compared with All Farms

Data are not available at this geographic level for farms with Asian operators.



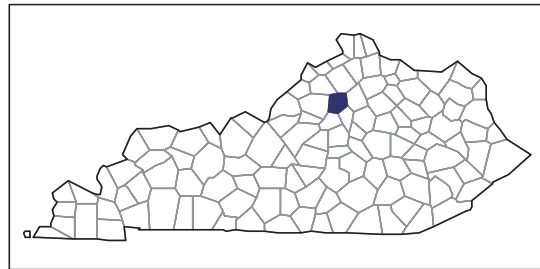
United States Department of Agriculture  
National Agricultural Statistics Service

[www.agcensus.usda.gov](http://www.agcensus.usda.gov)





# 2007 CENSUS OF AGRICULTURE



## Franklin County – Kentucky

### Farms with Black or African American Operators Compared with All Farms

Data are not available at this geographic level for farms with Black or African American operators.

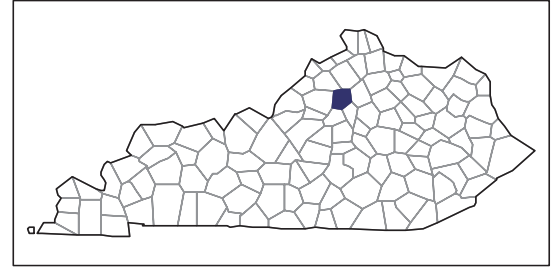


United States Department of Agriculture  
National Agricultural Statistics Service

[www.agcensus.usda.gov](http://www.agcensus.usda.gov)



# 2007 CENSUS OF AGRICULTURE



## Franklin County – Kentucky

### Farms with Native Hawaiian or Other Pacific Islander Operators Compared with All Farms

Data are not available at this geographic level for farms with Native Hawaiian or Other Pacific Islander operators.

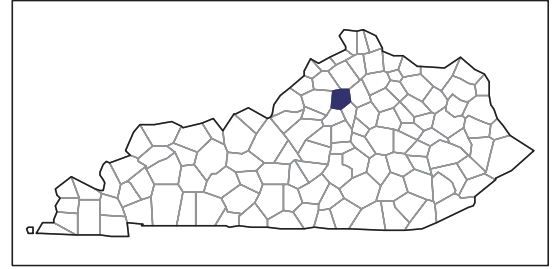


United States Department of Agriculture  
National Agricultural Statistics Service

[www.agcensus.usda.gov](http://www.agcensus.usda.gov)



# 2007 CENSUS OF AGRICULTURE



## Franklin County – Kentucky

### Farms with White Operators Compared with All Farms

Data are not available at this geographic level for farms with White operators.



United States Department of Agriculture  
National Agricultural Statistics Service

[www.agcensus.usda.gov](http://www.agcensus.usda.gov)

