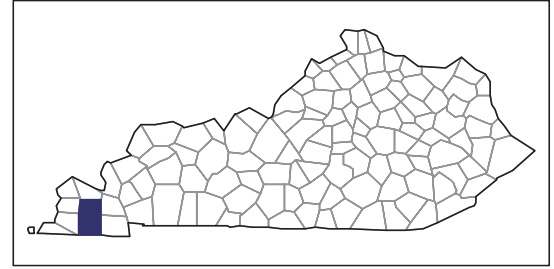


# 2007 CENSUS OF AGRICULTURE



## Graves County – Kentucky

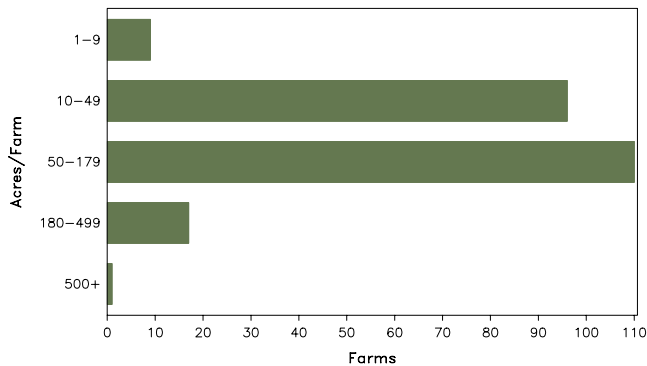
### Farms with Women Principal Operators Compared with All Farms

	Women Principal Operators	All Farms
<b>Number of Farms</b>	233	1,712
<b>Land in Farms</b>	18,484 acres	277,881 acres
<b>Average Size of Farm</b>	79 acres	162 acres
<b>Market Value of Products Sold</b>	(D)	\$245,210,000
Crop Sales	(D)	\$56,002,000
Livestock Sales	(D)	\$189,207,000
Average Per Farm	(D)	\$143,230
<b>Government Payments</b>	\$874,000	\$6,935,000
Average Per Farm Receiving Payments	\$4,748	\$6,046

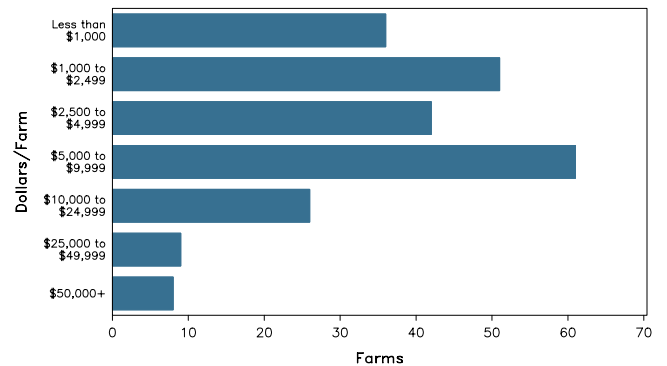
See footnotes on reverse page.

### Farms with Women Principal Operators

Farms by Size



Farms by Economic Size



# 2007 CENSUS OF AGRICULTURE

## Graves County – Kentucky Farms with Women Principal Operators

### Selected Highlights

Item	Farms	Quantity
<b>MARKET VALUE OF AGRICULTURAL PRODUCTS SOLD (\$1,000)</b>		
Total value of agricultural products sold	233	(D)
Value of crops including nursery and greenhouse	35	(D)
Value of livestock, poultry, and their products	33	(D)
<b>VALUE OF SALES BY COMMODITY GROUP (\$1,000)</b>		
Grains, oilseeds, dry beans, and dry peas	12	(D)
Tobacco	5	318
Cotton and cottonseed	-	-
Vegetables, melons, potatoes and sweet potatoes	5	21
Fruits, tree nuts, and berries	2	(D)
Nursery, greenhouse, floriculture, and sod	-	-
Cut Christmas trees and short rotation woody crops	-	-
Other crops and hay	16	89
Poultry and eggs	5	(D)
Cattle and calves	18	171
Milk and other dairy products from cows	3	9
Hogs and pigs	-	-
Sheep, goats, and their products	3	2
Horses, ponies, mules, burros, and donkeys	8	(D)
Aquaculture	2	(D)
Other animals and other animal products	-	-
<b>TOP CROP ITEMS (acres)</b>		
Forage - land used for all hay and haylage, grass silage, and greenchop	38	1,012
Corn for grain	7	517
Soybeans for beans	9	462
Tobacco	5	78
Vegetables harvested for sale	5	8
<b>TOP LIVESTOCK INVENTORY ITEMS (number)</b>		
Broilers and other meat-type chickens	2	(D)
Cattle and calves	17	586
Horses and ponies	42	332
Goats, all	7	43
Mules, burros, and donkeys	8	15

### Operator Characteristics

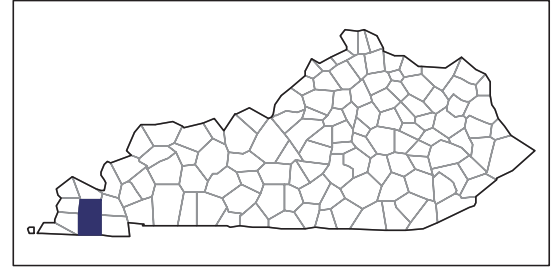
Item	Quantity
Primary occupation:	
Farming	44
Other	189
Days worked off farm:	
None	117
Any	116
Years on present farm:	
2 years or less	10
3 to 4 years	17
5 to 9 years	48
10 years or more	158
Age group:	
Under 45 years	13
45 to 64 years	113
65 years and over	107
Average age of principal operator (years)	64.8

### Economic Characteristics

Item	Quantity
Farms by value of sales:	
Less than \$1,000	179
\$1,000 to \$2,499	8
\$2,500 to \$4,999	16
\$5,000 to \$9,999	6
\$10,000 to \$49,999	16
\$50,000 to \$99,999	1
\$100,000 to \$249,999	3
\$250,000 to \$499,999	1
\$500,000 or more	3
Total farm production expenses (\$1,000)	9,341
Average per farm (\$)	40,088
Net cash farm income of operation (\$1,000)	(D)
Average per farm (\$)	(D)
Value of agricultural products sold directly to individuals for human consumption (\$1,000)	14
Total organic product sales (\$1,000)	-
Total income from farm-related sources, gross before taxes and expenses (\$1,000)	232

See "Census of Agriculture, Volume 1, Geographic Area Series" for complete footnotes, explanations, definitions, and methodology.  
(D) Cannot be disclosed. (Z) Less than half of the unit shown.

# 2007 CENSUS OF AGRICULTURE



## Graves County – Kentucky

### Farms with Spanish, Hispanic, or Latino Operators Compared with All Farms

Data are not available at this geographic level for farms with Spanish, Hispanic, or Latino operators.

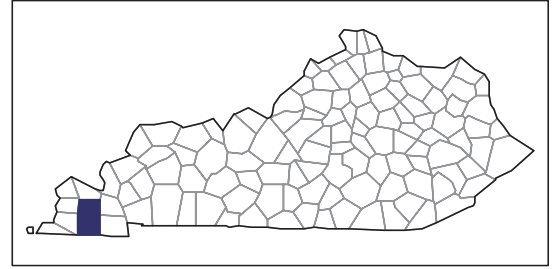


United States Department of Agriculture  
National Agricultural Statistics Service

[www.agcensus.usda.gov](http://www.agcensus.usda.gov)



# 2007 CENSUS OF AGRICULTURE



## Graves County – Kentucky

### Farms with American Indian or Alaska Native Operators Compared with All Farms

Data are not available at this geographic level for farms with American Indian or Alaska Native operators.

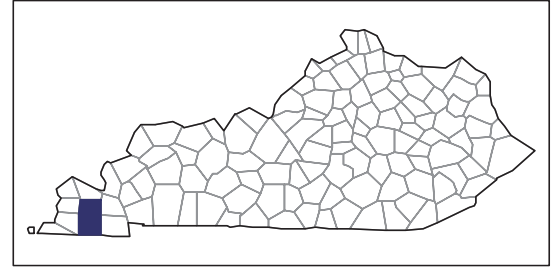


United States Department of Agriculture  
National Agricultural Statistics Service

[www.agcensus.usda.gov](http://www.agcensus.usda.gov)



# 2007 CENSUS OF AGRICULTURE



## Graves County – Kentucky

### Farms with Asian Operators Compared with All Farms

Data are not available at this geographic level for farms with Asian operators.



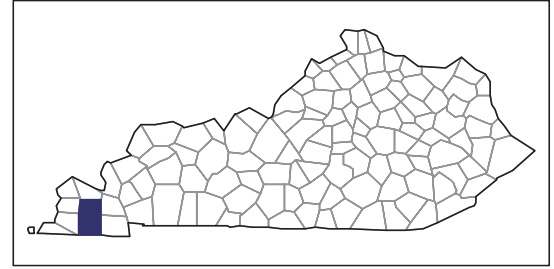
United States Department of Agriculture  
National Agricultural Statistics Service

[www.agcensus.usda.gov](http://www.agcensus.usda.gov)





# 2007 CENSUS OF AGRICULTURE



## Graves County – Kentucky

### Farms with Black or African American Operators Compared with All Farms

Data are not available at this geographic level for farms with Black or African American operators.

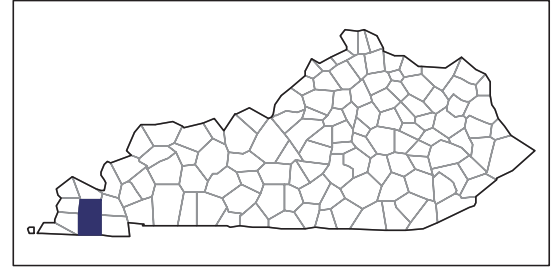


United States Department of Agriculture  
National Agricultural Statistics Service

[www.agcensus.usda.gov](http://www.agcensus.usda.gov)



# 2007 CENSUS OF AGRICULTURE



## Graves County – Kentucky

### Farms with Native Hawaiian or Other Pacific Islander Operators Compared with All Farms

Data are not available at this geographic level for farms with Native Hawaiian or Other Pacific Islander operators.

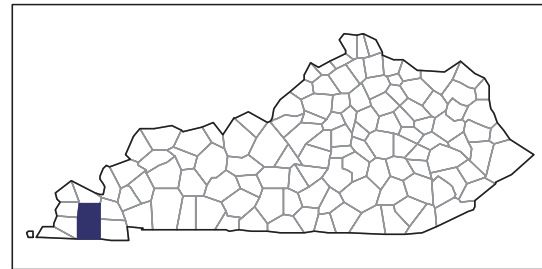


United States Department of Agriculture  
National Agricultural Statistics Service

[www.agcensus.usda.gov](http://www.agcensus.usda.gov)



# 2007 CENSUS OF AGRICULTURE



## Graves County – Kentucky

### Farms with White Operators Compared with All Farms

Data are not available at this geographic level for farms with White operators.



United States Department of Agriculture  
National Agricultural Statistics Service

[www.agcensus.usda.gov](http://www.agcensus.usda.gov)

