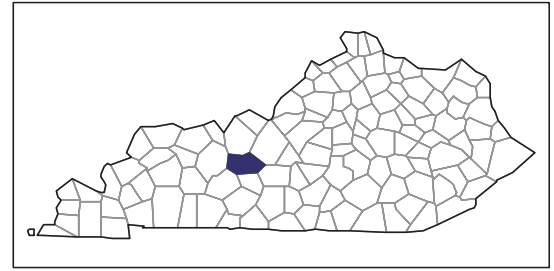


# 2007 CENSUS OF AGRICULTURE



## Grayson County – Kentucky

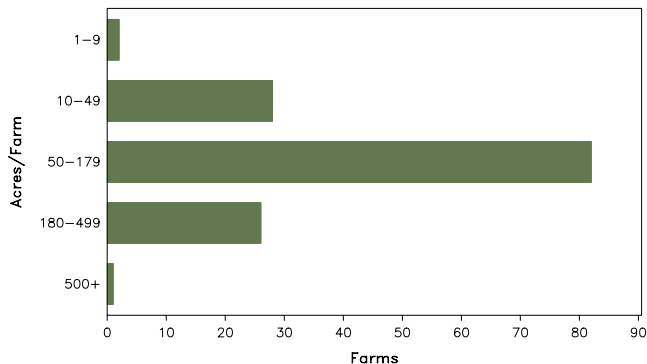
### Farms with Women Principal Operators Compared with All Farms

	Women Principal Operators	All Farms
<b>Number of Farms</b>	139	1,513
<b>Land in Farms</b>	18,889 acres	216,492 acres
<b>Average Size of Farm</b>	136 acres	143 acres
<b>Market Value of Products Sold</b>	\$909,000	\$41,192,000
Crop Sales	\$299,000	\$9,753,000
Livestock Sales	\$610,000	\$31,439,000
Average Per Farm	\$6,540	\$27,225
<b>Government Payments</b>	\$219,000	\$1,742,000
Average Per Farm Receiving Payments	\$2,459	\$2,814

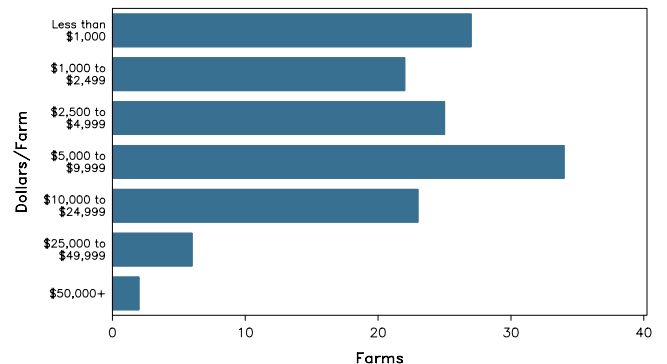
See footnotes on reverse page.

### Farms with Women Principal Operators

Farms by Size



Farms by Economic Size



# 2007 CENSUS OF AGRICULTURE

## Grayson County – Kentucky Farms with Women Principal Operators

### Selected Highlights

Item	Farms	Quantity
<b>MARKET VALUE OF AGRICULTURAL PRODUCTS SOLD (\$1,000)</b>		
Total value of agricultural products sold	139	909
Value of crops including nursery and greenhouse	56	299
Value of livestock, poultry, and their products	42	610
<b>VALUE OF SALES BY COMMODITY GROUP (\$1,000)</b>		
Grains, oilseeds, dry beans, and dry peas	10	(D)
Tobacco	2	(D)
Cotton and cottonseed	-	-
Vegetables, melons, potatoes and sweet potatoes	-	-
Fruits, tree nuts, and berries	-	-
Nursery, greenhouse, floriculture, and sod	-	-
Cut Christmas trees and short rotation woody crops	-	-
Other crops and hay	48	221
Poultry and eggs	1	(D)
Cattle and calves	38	381
Milk and other dairy products from cows	4	197
Hogs and pigs	-	-
Sheep, goats, and their products	3	(D)
Horses, ponies, mules, burros, and donkeys	5	(D)
Aquaculture	-	-
Other animals and other animal products	-	-
<b>TOP CROP ITEMS (acres)</b>		
Forage - land used for all hay and haylage, grass silage, and greenchop	76	3,081
Corn for grain	6	234
Soybeans for beans	3	72
Tobacco	2	(D)
<b>TOP LIVESTOCK INVENTORY ITEMS (number)</b>		
Layers	2	(D)
Cattle and calves	47	1,284
Broilers and other meat-type chickens	1	(D)
Horses and ponies	22	128
Goats, all	6	122

### Operator Characteristics

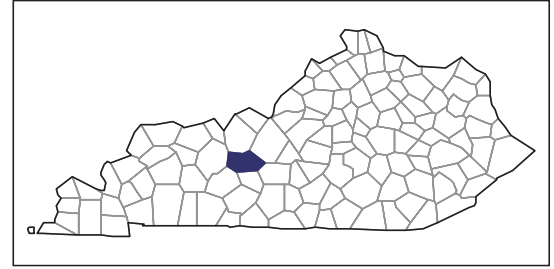
Item	Quantity
Primary occupation:	
Farming	38
Other	101
Days worked off farm:	
None	70
Any	69
Years on present farm:	
2 years or less	7
3 to 4 years	12
5 to 9 years	13
10 years or more	107
Age group:	
Under 45 years	17
45 to 64 years	58
65 years and over	64
Average age of principal operator (years)	63.5

### Economic Characteristics

Item	Quantity
Farms by value of sales:	
Less than \$1,000	65
\$1,000 to \$2,499	9
\$2,500 to \$4,999	14
\$5,000 to \$9,999	27
\$10,000 to \$49,999	22
\$50,000 to \$99,999	1
\$100,000 to \$249,999	1
\$250,000 to \$499,999	-
\$500,000 or more	-
Total farm production expenses (\$1,000)	1,093
Average per farm (\$)	7,863
Net cash farm income of operation (\$1,000)	214
Average per farm (\$)	1,538
Value of agricultural products sold directly to individuals for human consumption (\$1,000)	(D)
Total organic product sales (\$1,000)	-
Total income from farm-related sources, gross before taxes and expenses (\$1,000)	179

See "Census of Agriculture, Volume 1, Geographic Area Series" for complete footnotes, explanations, definitions, and methodology.  
(D) Cannot be disclosed. (Z) Less than half of the unit shown.

# 2007 CENSUS OF AGRICULTURE



## Grayson County – Kentucky

### Farms with Spanish, Hispanic, or Latino Operators Compared with All Farms

Data are not available at this geographic level for farms with Spanish, Hispanic, or Latino operators.

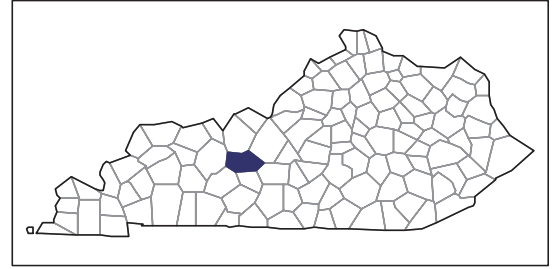


United States Department of Agriculture  
National Agricultural Statistics Service

[www.agcensus.usda.gov](http://www.agcensus.usda.gov)



# 2007 CENSUS OF AGRICULTURE



## Grayson County – Kentucky

### Farms with American Indian or Alaska Native Operators Compared with All Farms

Data are not available at this geographic level for farms with American Indian or Alaska Native operators.

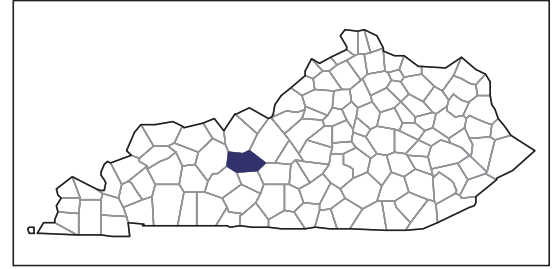


United States Department of Agriculture  
National Agricultural Statistics Service

[www.agcensus.usda.gov](http://www.agcensus.usda.gov)



# 2007 CENSUS OF AGRICULTURE



## Grayson County – Kentucky

### Farms with Asian Operators Compared with All Farms

Data are not available at this geographic level for farms with Asian operators.



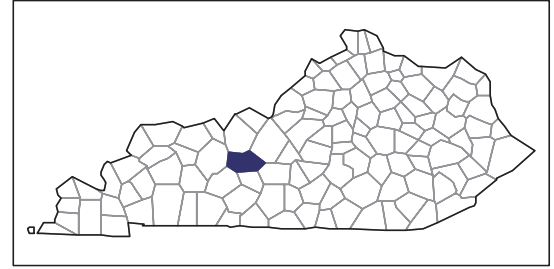
United States Department of Agriculture  
National Agricultural Statistics Service

[www.agcensus.usda.gov](http://www.agcensus.usda.gov)





# 2007 CENSUS OF AGRICULTURE



## Grayson County – Kentucky

### Farms with Black or African American Operators Compared with All Farms

Data are not available at this geographic level for farms with Black or African American operators.

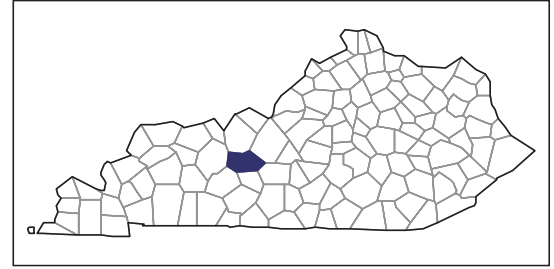


United States Department of Agriculture  
National Agricultural Statistics Service

[www.agcensus.usda.gov](http://www.agcensus.usda.gov)



# 2007 CENSUS OF AGRICULTURE



## Grayson County – Kentucky

### Farms with Native Hawaiian or Other Pacific Islander Operators Compared with All Farms

Data are not available at this geographic level for farms with Native Hawaiian or Other Pacific Islander operators.

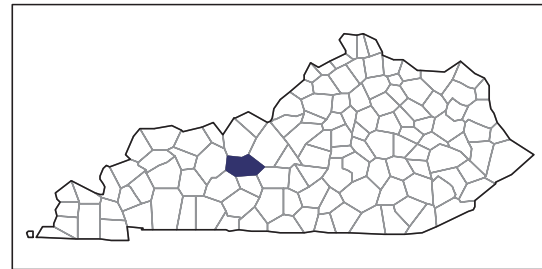


United States Department of Agriculture  
National Agricultural Statistics Service

[www.agcensus.usda.gov](http://www.agcensus.usda.gov)



# 2007 CENSUS *OF* AGRICULTURE



## Grayson County – Kentucky

### Farms with White Operators Compared with All Farms

Data are not available at this geographic level for farms with White operators.



United States Department of Agriculture  
National Agricultural Statistics Service

[www.agcensus.usda.gov](http://www.agcensus.usda.gov)

