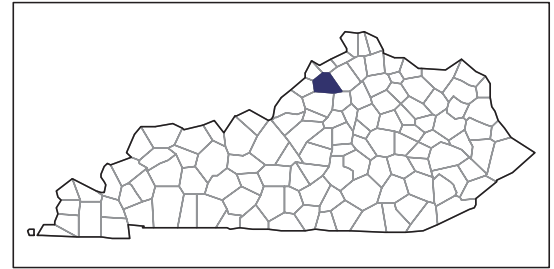


2007 CENSUS OF AGRICULTURE



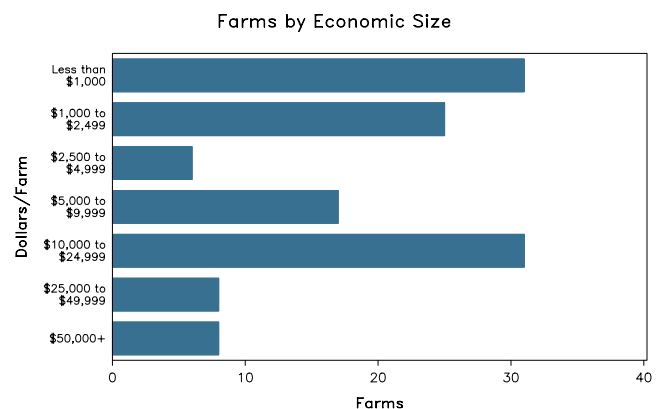
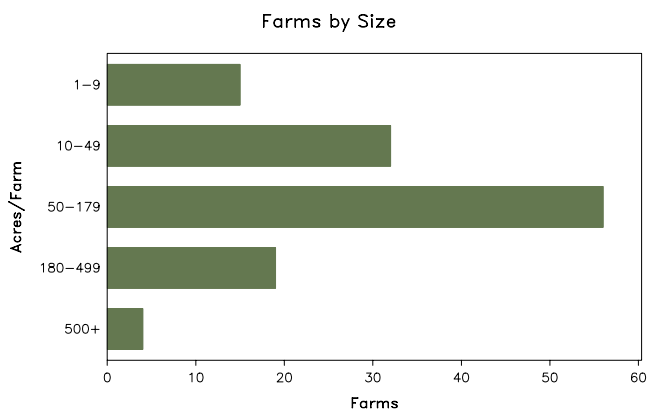
Henry County – Kentucky

Farms with Women Principal Operators Compared with All Farms

	Women Principal Operators	All Farms
Number of Farms	126	962
Land in Farms	13,826 acres	146,399 acres
Average Size of Farm	110 acres	152 acres
Market Value of Products Sold	\$1,636,000	\$31,222,000
Crop Sales	\$858,000	\$17,514,000
Livestock Sales	\$778,000	\$13,708,000
Average Per Farm	\$12,983	\$32,455
Government Payments	\$51,000	\$808,000
Average Per Farm Receiving Payments	\$1,827	\$2,972

See footnotes on reverse page.

Farms with Women Principal Operators



2007 CENSUS OF AGRICULTURE

Henry County – Kentucky Farms with Women Principal Operators

Selected Highlights

Item	Farms	Quantity
MARKET VALUE OF AGRICULTURAL PRODUCTS SOLD (\$1,000)		
Total value of agricultural products sold	126	1,636
Value of crops including nursery and greenhouse	57	858
Value of livestock, poultry, and their products	63	778
VALUE OF SALES BY COMMODITY GROUP (\$1,000)		
Grains, oilseeds, dry beans, and dry peas	9	(D)
Tobacco	23	587
Cotton and cottonseed	-	-
Vegetables, melons, potatoes and sweet potatoes	6	6
Fruits, tree nuts, and berries	2	(D)
Nursery, greenhouse, floriculture, and sod	4	(D)
Cut Christmas trees and short rotation woody crops	-	-
Other crops and hay	29	115
Poultry and eggs	4	3
Cattle and calves	45	590
Milk and other dairy products from cows	-	-
Hogs and pigs	2	(D)
Sheep, goats, and their products	-	-
Horses, ponies, mules, burros, and donkeys	16	(D)
Aquaculture	-	-
Other animals and other animal products	4	(D)
TOP CROP ITEMS (acres)		
Forage - land used for all hay and haylage, grass silage, and greenchop	74	3,537
Corn for grain	11	215
Tobacco	23	182
Soybeans for beans	1	(D)
Sod harvested	1	(D)
TOP LIVESTOCK INVENTORY ITEMS (number)		
Cattle and calves	50	2,106
Horses and ponies	54	382
Layers	4	143
Broilers and other meat-type chickens	1	(D)
Pullets for laying flock replacement	3	(D)

Operator Characteristics

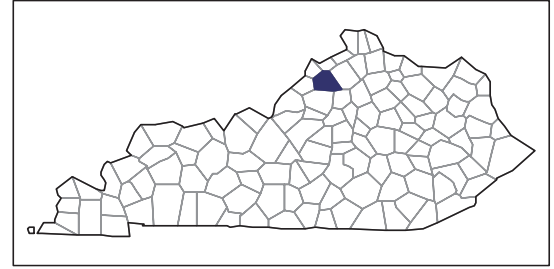
Item	Quantity
Primary occupation:	
Farming	61
Other	65
Days worked off farm:	
None	61
Any	65
Years on present farm:	
2 years or less	4
3 to 4 years	13
5 to 9 years	25
10 years or more	84
Age group:	
Under 45 years	26
45 to 64 years	55
65 years and over	45
Average age of principal operator (years)	58.6

Economic Characteristics

Item	Quantity
Farms by value of sales:	
Less than \$1,000	34
\$1,000 to \$2,499	22
\$2,500 to \$4,999	6
\$5,000 to \$9,999	18
\$10,000 to \$49,999	38
\$50,000 to \$99,999	6
\$100,000 to \$249,999	2
\$250,000 to \$499,999	-
\$500,000 or more	-
Total farm production expenses (\$1,000)	2,342
Average per farm (\$)	18,589
Net cash farm income of operation (\$1,000)	-501
Average per farm (\$)	-3,979
Value of agricultural products sold directly to individuals for human consumption (\$1,000)	53
Total organic product sales (\$1,000)	(D)
Total income from farm-related sources, gross before taxes and expenses (\$1,000)	154

See "Census of Agriculture, Volume 1, Geographic Area Series" for complete footnotes, explanations, definitions, and methodology.
(D) Cannot be disclosed. (Z) Less than half of the unit shown.

2007 CENSUS OF AGRICULTURE



Henry County – Kentucky

Farms with Spanish, Hispanic, or Latino Operators Compared with All Farms

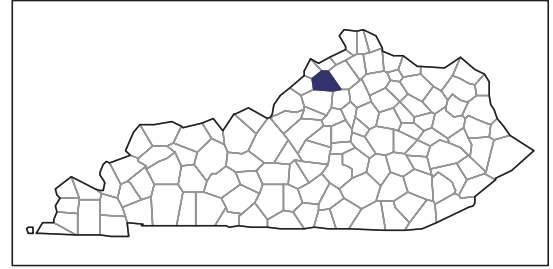
Data are not available at this geographic level for farms with Spanish, Hispanic, or Latino operators.



United States Department of Agriculture
National Agricultural Statistics Service

www.agcensus.usda.gov

2007 CENSUS OF AGRICULTURE



Henry County – Kentucky

Farms with American Indian or Alaska Native Operators Compared with All Farms

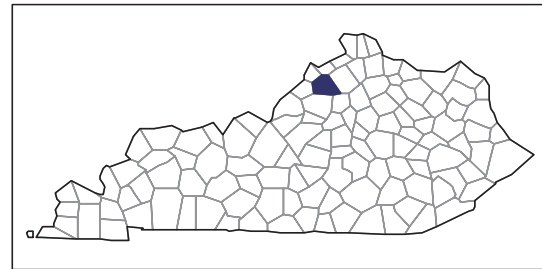
Data are not available at this geographic level for farms with American Indian or Alaska Native operators.



United States Department of Agriculture
National Agricultural Statistics Service

www.agcensus.usda.gov

2007 CENSUS OF AGRICULTURE



Henry County – Kentucky

Farms with Asian Operators Compared with All Farms

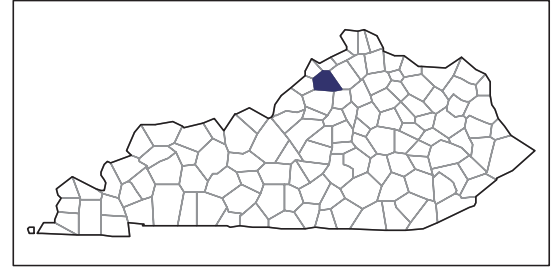
Data are not available at this geographic level for farms with Asian operators.



United States Department of Agriculture
National Agricultural Statistics Service

www.agcensus.usda.gov

2007 CENSUS OF AGRICULTURE



Henry County – Kentucky

Farms with Black or African American Operators Compared with All Farms

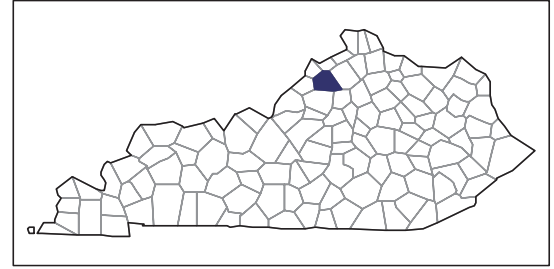
Data are not available at this geographic level for farms with Black or African American operators.



United States Department of Agriculture
National Agricultural Statistics Service

www.agcensus.usda.gov

2007 CENSUS OF AGRICULTURE



Henry County – Kentucky

Farms with Native Hawaiian or Other Pacific Islander Operators Compared with All Farms

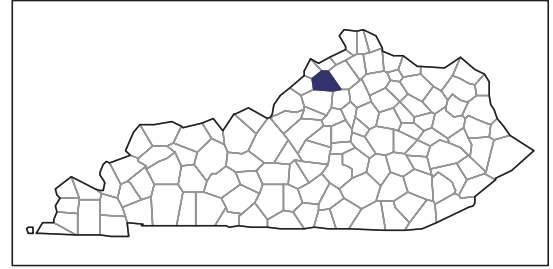
Data are not available at this geographic level for farms with Native Hawaiian or Other Pacific Islander operators.



United States Department of Agriculture
National Agricultural Statistics Service

www.agcensus.usda.gov

2007 CENSUS OF AGRICULTURE



Henry County – Kentucky

Farms with White Operators Compared with All Farms

Data are not available at this geographic level for farms with White operators.



United States Department of Agriculture
National Agricultural Statistics Service

www.agcensus.usda.gov

