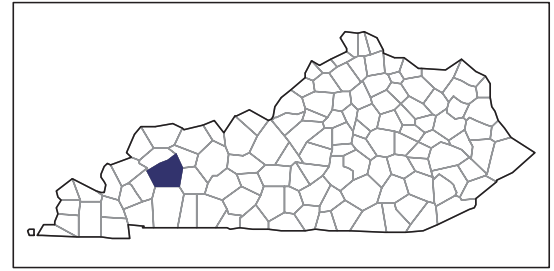


2007 CENSUS OF AGRICULTURE



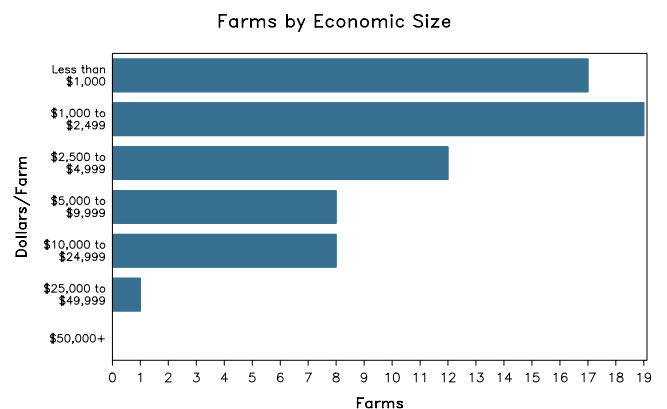
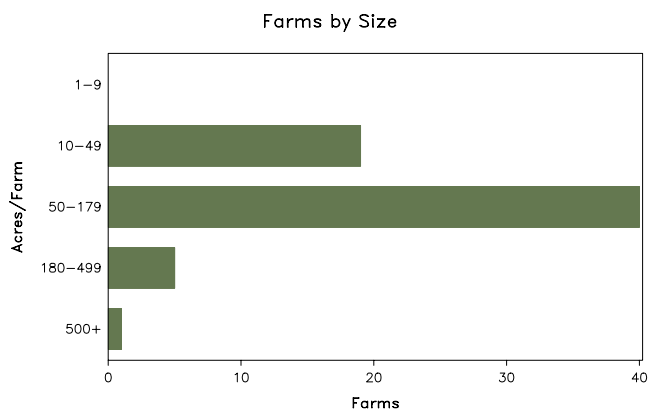
Hopkins County – Kentucky

Farms with Women Principal Operators Compared with All Farms

	Women Principal Operators	All Farms
Number of Farms	65	661
Land in Farms	6,022 acres	159,366 acres
Average Size of Farm	93 acres	241 acres
Market Value of Products Sold	\$153,000	\$77,199,000
Crop Sales	\$60,000	\$26,249,000
Livestock Sales	\$93,000	\$50,950,000
Average Per Farm	\$2,349	\$116,791
Government Payments	\$120,000	\$1,738,000
Average Per Farm Receiving Payments	\$2,722	\$5,189

See footnotes on reverse page.

Farms with Women Principal Operators



2007 CENSUS OF AGRICULTURE

Hopkins County – Kentucky Farms with Women Principal Operators

Selected Highlights

Item	Farms	Quantity
MARKET VALUE OF AGRICULTURAL PRODUCTS SOLD (\$1,000)		
Total value of agricultural products sold	65	153
Value of crops including nursery and greenhouse	20	60
Value of livestock, poultry, and their products	14	93
VALUE OF SALES BY COMMODITY GROUP (\$1,000)		
Grains, oilseeds, dry beans, and dry peas	10	(D)
Tobacco	-	-
Cotton and cottonseed	-	-
Vegetables, melons, potatoes and sweet potatoes	-	-
Fruits, tree nuts, and berries	-	-
Nursery, greenhouse, floriculture, and sod	-	-
Cut Christmas trees and short rotation woody crops	-	-
Other crops and hay	11	(D)
Poultry and eggs	3	(D)
Cattle and calves	8	50
Milk and other dairy products from cows	-	-
Hogs and pigs	-	-
Sheep, goats, and their products	2	(D)
Horses, ponies, mules, burros, and donkeys	4	15
Aquaculture	-	-
Other animals and other animal products	1	(D)
TOP CROP ITEMS (acres)		
Forage - land used for all hay and haylage, grass silage, and greenchop	21	565
Soybeans for beans	7	205
Corn for grain	2	(D)
TOP LIVESTOCK INVENTORY ITEMS (number)		
Cattle and calves	16	466
Goats, all	3	127
Horses and ponies	12	102
Layers	5	88
Ducks	2	(D)

Operator Characteristics

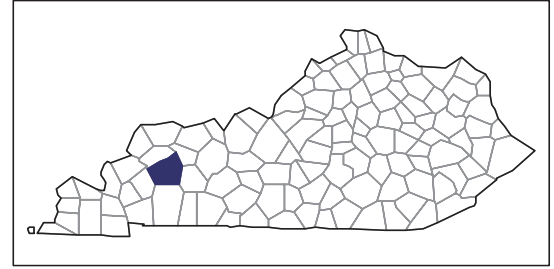
Item	Quantity
Primary occupation:	
Farming	17
Other	48
Days worked off farm:	
None	25
Any	40
Years on present farm:	
2 years or less	1
3 to 4 years	3
5 to 9 years	18
10 years or more	43
Age group:	
Under 45 years	6
45 to 64 years	30
65 years and over	29
Average age of principal operator (years)	61.7

Economic Characteristics

Item	Quantity
Farms by value of sales:	
Less than \$1,000	41
\$1,000 to \$2,499	8
\$2,500 to \$4,999	6
\$5,000 to \$9,999	4
\$10,000 to \$49,999	6
\$50,000 to \$99,999	-
\$100,000 to \$249,999	-
\$250,000 to \$499,999	-
\$500,000 or more	-
Total farm production expenses (\$1,000)	554
Average per farm (\$)	8,526
Net cash farm income of operation (\$1,000)	-159
Average per farm (\$)	-2,443
Value of agricultural products sold directly to individuals for human consumption (\$1,000)	-
Total organic product sales (\$1,000)	-
Total income from farm-related sources, gross before taxes and expenses (\$1,000)	123

See "Census of Agriculture, Volume 1, Geographic Area Series" for complete footnotes, explanations, definitions, and methodology.
(D) Cannot be disclosed. (Z) Less than half of the unit shown.

2007 CENSUS OF AGRICULTURE



Hopkins County – Kentucky

Farms with Spanish, Hispanic, or Latino Operators Compared with All Farms

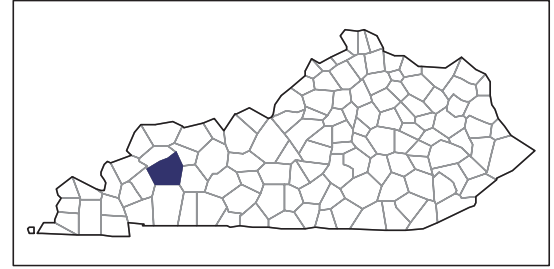
Data are not available at this geographic level for farms with Spanish, Hispanic, or Latino operators.



United States Department of Agriculture
National Agricultural Statistics Service

www.agcensus.usda.gov

2007 CENSUS OF AGRICULTURE



Hopkins County – Kentucky

Farms with American Indian or Alaska Native Operators Compared with All Farms

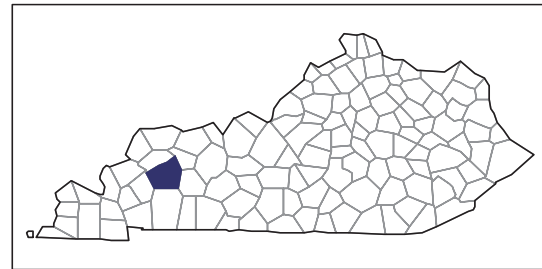
Data are not available at this geographic level for farms with American Indian or Alaska Native operators.



United States Department of Agriculture
National Agricultural Statistics Service

www.agcensus.usda.gov

2007 CENSUS OF AGRICULTURE



Hopkins County – Kentucky

Farms with Asian Operators Compared with All Farms

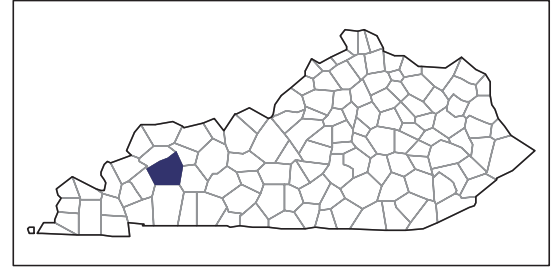
Data are not available at this geographic level for farms with Asian operators.



United States Department of Agriculture
National Agricultural Statistics Service

www.agcensus.usda.gov

2007 CENSUS OF AGRICULTURE



Hopkins County – Kentucky

Farms with Black or African American Operators Compared with All Farms

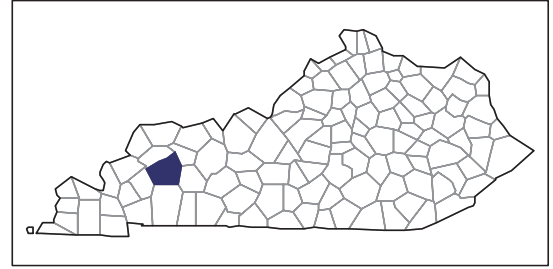
Data are not available at this geographic level for farms with Black or African American operators.



United States Department of Agriculture
National Agricultural Statistics Service

www.agcensus.usda.gov

2007 CENSUS OF AGRICULTURE



Hopkins County – Kentucky

Farms with Native Hawaiian or Other Pacific Islander Operators Compared with All Farms

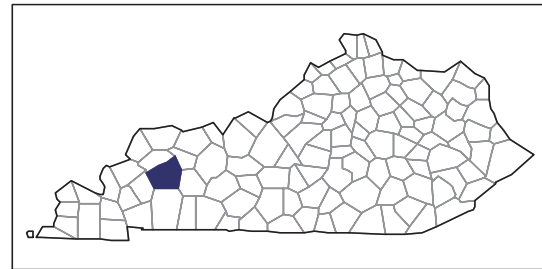
Data are not available at this geographic level for farms with Native Hawaiian or Other Pacific Islander operators.



United States Department of Agriculture
National Agricultural Statistics Service

www.agcensus.usda.gov

2007 CENSUS OF AGRICULTURE



Hopkins County – Kentucky

Farms with White Operators Compared with All Farms

Data are not available at this geographic level for farms with White operators.



United States Department of Agriculture
National Agricultural Statistics Service

www.agcensus.usda.gov

