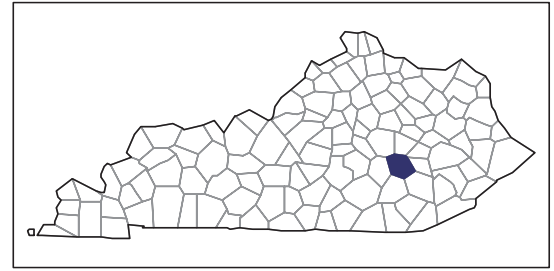


2007 CENSUS OF AGRICULTURE



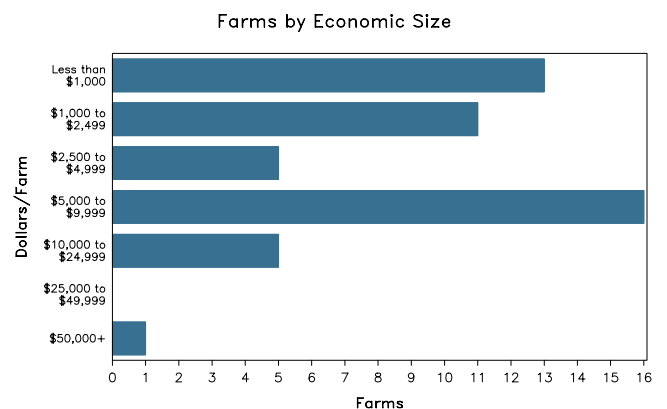
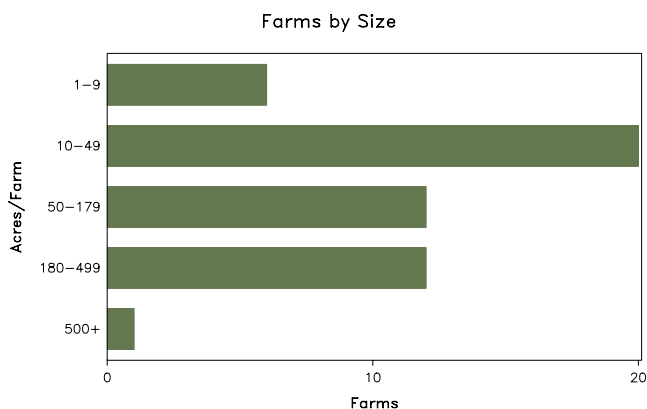
Jackson County – Kentucky

Farms with Women Principal Operators Compared with All Farms

	Women Principal Operators	All Farms
Number of Farms	51	662
Land in Farms	6,207 acres	82,614 acres
Average Size of Farm	122 acres	125 acres
Market Value of Products Sold	\$259,000	\$6,323,000
Crop Sales	\$82,000	\$1,938,000
Livestock Sales	\$177,000	\$4,385,000
Average Per Farm	\$5,079	\$9,551
Government Payments	\$12,000	\$186,000
Average Per Farm Receiving Payments	\$1,653	\$1,456

See footnotes on reverse page.

Farms with Women Principal Operators



2007 CENSUS OF AGRICULTURE

Jackson County – Kentucky Farms with Women Principal Operators

Selected Highlights

Item	Farms	Quantity
MARKET VALUE OF AGRICULTURAL PRODUCTS SOLD (\$1,000)		
Total value of agricultural products sold	51	259
Value of crops including nursery and greenhouse	18	82
Value of livestock, poultry, and their products	28	177
VALUE OF SALES BY COMMODITY GROUP (\$1,000)		
Grains, oilseeds, dry beans, and dry peas	-	-
Tobacco	6	50
Cotton and cottonseed	-	-
Vegetables, melons, potatoes and sweet potatoes	-	-
Fruits, tree nuts, and berries	-	-
Nursery, greenhouse, floriculture, and sod	-	-
Cut Christmas trees and short rotation woody crops	1	(D)
Other crops and hay	12	(D)
Poultry and eggs	5	(D)
Cattle and calves	20	(D)
Milk and other dairy products from cows	-	-
Hogs and pigs	-	-
Sheep, goats, and their products	4	3
Horses, ponies, mules, burros, and donkeys	3	(D)
Aquaculture	-	-
Other animals and other animal products	-	-
TOP CROP ITEMS (acres)		
Forage - land used for all hay and haylage, grass silage, and greenchop	31	1,106
Tobacco	6	28
Cut Christmas trees	1	(D)
Apples	2	(D)
Peaches, all	2	(D)
TOP LIVESTOCK INVENTORY ITEMS (number)		
Cattle and calves	23	461
Layers	5	112
Horses and ponies	12	102
Goats, all	4	76
Mules, burros, and donkeys	4	4

Operator Characteristics

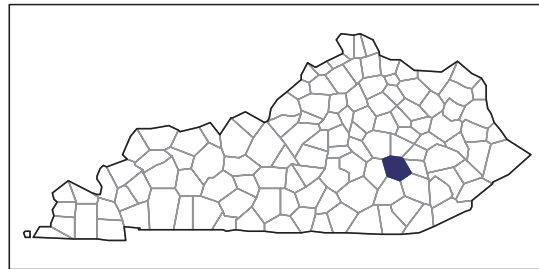
Item	Quantity
Primary occupation:	
Farming	17
Other	34
Days worked off farm:	
None	16
Any	35
Years on present farm:	
2 years or less	3
3 to 4 years	3
5 to 9 years	13
10 years or more	32
Age group:	
Under 45 years	11
45 to 64 years	26
65 years and over	14
Average age of principal operator (years)	57.4

Economic Characteristics

Item	Quantity
Farms by value of sales:	
Less than \$1,000	13
\$1,000 to \$2,499	11
\$2,500 to \$4,999	5
\$5,000 to \$9,999	16
\$10,000 to \$49,999	6
\$50,000 to \$99,999	-
\$100,000 to \$249,999	-
\$250,000 to \$499,999	-
\$500,000 or more	-
Total farm production expenses (\$1,000)	386
Average per farm (\$)	7,569
Net cash farm income of operation (\$1,000)	-91
Average per farm (\$)	-1,790
Value of agricultural products sold directly to individuals for human consumption (\$1,000)	-
Total organic product sales (\$1,000)	-
Total income from farm-related sources, gross before taxes and expenses (\$1,000)	24

See "Census of Agriculture, Volume 1, Geographic Area Series" for complete footnotes, explanations, definitions, and methodology.
(D) Cannot be disclosed. (Z) Less than half of the unit shown.

2007 CENSUS OF AGRICULTURE



Jackson County – Kentucky

Farms with Spanish, Hispanic, or Latino Operators Compared with All Farms

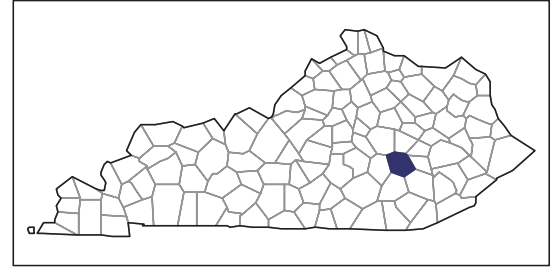
Data are not available at this geographic level for farms with Spanish, Hispanic, or Latino operators.



United States Department of Agriculture
National Agricultural Statistics Service

www.agcensus.usda.gov

2007 CENSUS OF AGRICULTURE



Jackson County – Kentucky

Farms with American Indian or Alaska Native Operators Compared with All Farms

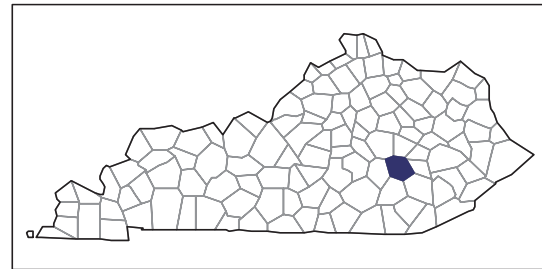
Data are not available at this geographic level for farms with American Indian or Alaska Native operators.



United States Department of Agriculture
National Agricultural Statistics Service

www.agcensus.usda.gov

2007 CENSUS OF AGRICULTURE



Jackson County – Kentucky

**Farms with Asian Operators
Compared with All Farms**

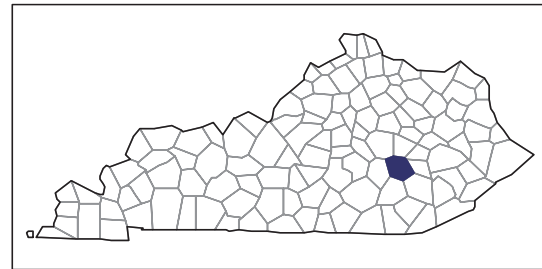
Data are not available at this geographic level for farms with Asian operators.



United States Department of Agriculture
National Agricultural Statistics Service

www.agcensus.usda.gov

2007 CENSUS OF AGRICULTURE



Jackson County – Kentucky

Farms with Black or African American Operators Compared with All Farms

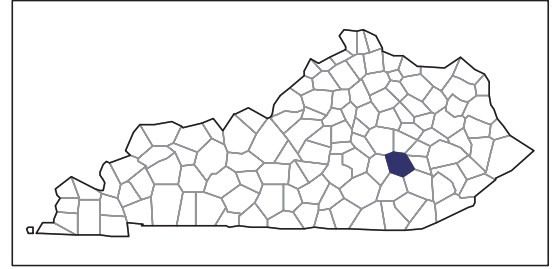
Data are not available at this geographic level for farms with Black or African American operators.



United States Department of Agriculture
National Agricultural Statistics Service

www.agcensus.usda.gov

2007 CENSUS OF AGRICULTURE



Jackson County – Kentucky

Farms with Native Hawaiian or Other Pacific Islander Operators Compared with All Farms

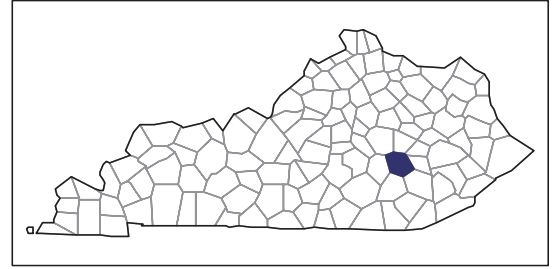
Data are not available at this geographic level for farms with Native Hawaiian or Other Pacific Islander operators.



United States Department of Agriculture
National Agricultural Statistics Service

www.agcensus.usda.gov

2007 CENSUS *OF* AGRICULTURE



Jackson County – Kentucky

Farms with White Operators Compared with All Farms

Data are not available at this geographic level for farms with White operators.



United States Department of Agriculture
National Agricultural Statistics Service

www.agcensus.usda.gov

