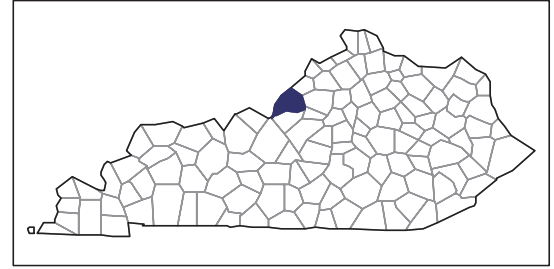


2007 CENSUS OF AGRICULTURE



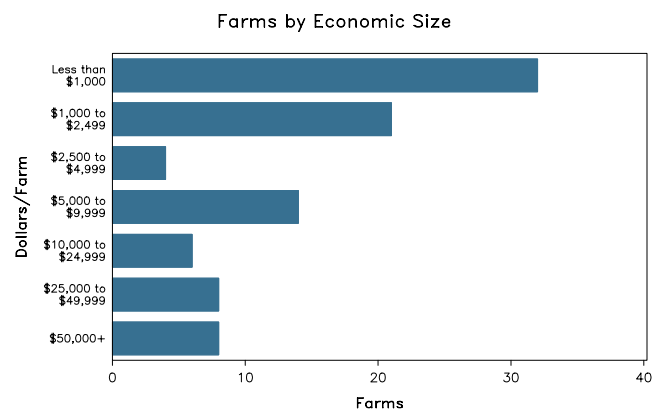
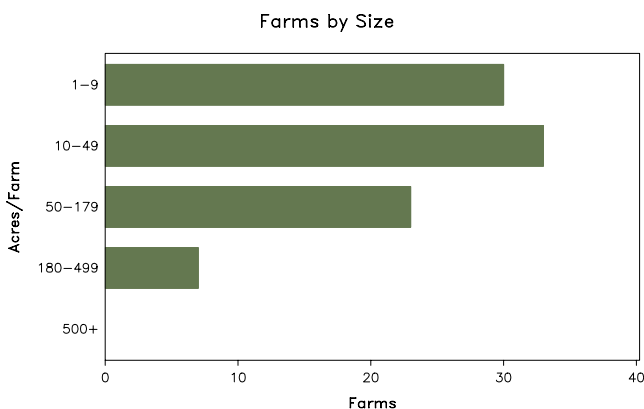
Jefferson County – Kentucky

Farms with Women Principal Operators Compared with All Farms

	Women Principal Operators	All Farms
Number of Farms	93	475
Land in Farms	5,436 acres	32,296 acres
Average Size of Farm	58 acres	68 acres
Market Value of Products Sold	\$2,307,000	\$11,116,000
Crop Sales	\$924,000	\$8,205,000
Livestock Sales	\$1,384,000	\$2,912,000
Average Per Farm	\$24,808	\$23,403
Government Payments	\$2,000	\$136,000
Average Per Farm Receiving Payments	\$333	\$2,718

See footnotes on reverse page.

Farms with Women Principal Operators



2007 CENSUS OF AGRICULTURE

Jefferson County – Kentucky Farms with Women Principal Operators

Selected Highlights

Item	Farms	Quantity
MARKET VALUE OF AGRICULTURAL PRODUCTS SOLD (\$1,000)		
Total value of agricultural products sold	93	2,307
Value of crops including nursery and greenhouse	32	924
Value of livestock, poultry, and their products	47	1,384
VALUE OF SALES BY COMMODITY GROUP (\$1,000)		
Grains, oilseeds, dry beans, and dry peas	3	55
Tobacco	-	-
Cotton and cottonseed	-	-
Vegetables, melons, potatoes and sweet potatoes	7	(D)
Fruits, tree nuts, and berries	2	(D)
Nursery, greenhouse, floriculture, and sod	11	735
Cut Christmas trees and short rotation woody crops	-	-
Other crops and hay	14	106
Poultry and eggs	6	4
Cattle and calves	16	52
Milk and other dairy products from cows	-	-
Hogs and pigs	1	(D)
Sheep, goats, and their products	12	6
Horses, ponies, mules, burros, and donkeys	19	(D)
Aquaculture	-	-
Other animals and other animal products	4	(D)
TOP CROP ITEMS (acres)		
Forage - land used for all hay and haylage, grass silage, and greenchop	26	1,343
Corn for grain	3	105
Nursery stock	3	12
Vegetables harvested for sale	7	12
Apples	3	9
TOP LIVESTOCK INVENTORY ITEMS (number)		
Horses and ponies	51	721
Cattle and calves	17	286
Layers	9	181
Goats, all	12	156
Sheep and lambs	5	98

Operator Characteristics

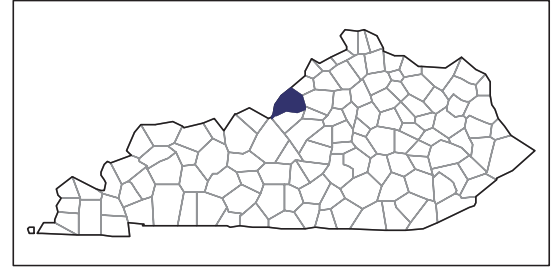
Item	Quantity
Primary occupation:	
Farming	44
Other	49
Days worked off farm:	
None	33
Any	60
Years on present farm:	
2 years or less	6
3 to 4 years	9
5 to 9 years	14
10 years or more	64
Age group:	
Under 45 years	9
45 to 64 years	64
65 years and over	20
Average age of principal operator (years)	59.5

Economic Characteristics

Item	Quantity
Farms by value of sales:	
Less than \$1,000	32
\$1,000 to \$2,499	21
\$2,500 to \$4,999	4
\$5,000 to \$9,999	14
\$10,000 to \$49,999	14
\$50,000 to \$99,999	4
\$100,000 to \$249,999	2
\$250,000 to \$499,999	1
\$500,000 or more	1
Total farm production expenses (\$1,000)	3,499
Average per farm (\$)	37,620
Net cash farm income of operation (\$1,000)	-421
Average per farm (\$)	-4,530
Value of agricultural products sold directly to individuals for human consumption (\$1,000)	5
Total organic product sales (\$1,000)	-
Total income from farm-related sources, gross before taxes and expenses (\$1,000)	769

See "Census of Agriculture, Volume 1, Geographic Area Series" for complete footnotes, explanations, definitions, and methodology.
(D) Cannot be disclosed. (Z) Less than half of the unit shown.

2007 CENSUS OF AGRICULTURE



Jefferson County – Kentucky

Farms with Spanish, Hispanic, or Latino Operators Compared with All Farms

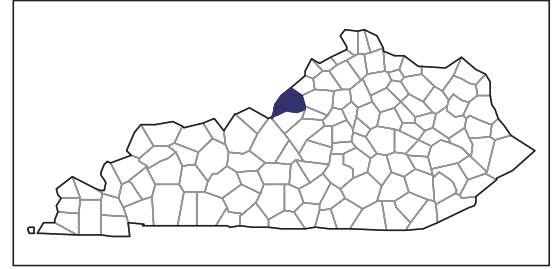
Data are not available at this geographic level for farms with Spanish, Hispanic, or Latino operators.



United States Department of Agriculture
National Agricultural Statistics Service

www.agcensus.usda.gov

2007 CENSUS OF AGRICULTURE



Jefferson County – Kentucky

Farms with American Indian or Alaska Native Operators Compared with All Farms

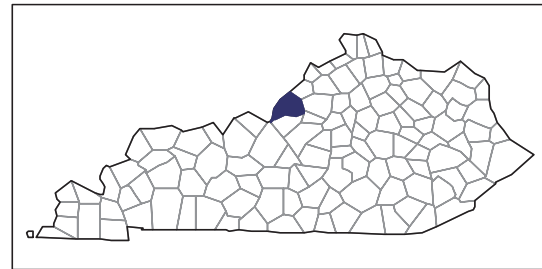
Data are not available at this geographic level for farms with American Indian or Alaska Native operators.



United States Department of Agriculture
National Agricultural Statistics Service

www.agcensus.usda.gov

2007 CENSUS OF AGRICULTURE



Jefferson County – Kentucky

Farms with Asian Operators Compared with All Farms

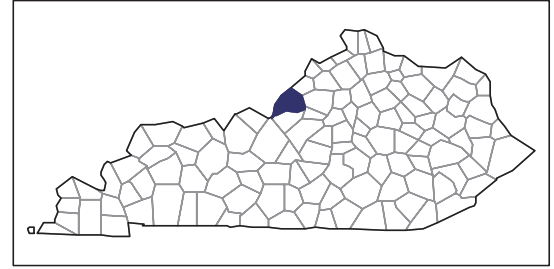
Data are not available at this geographic level for farms with Asian operators.



United States Department of Agriculture
National Agricultural Statistics Service

www.agcensus.usda.gov

2007 CENSUS OF AGRICULTURE



Jefferson County – Kentucky

Farms with Black or African American Operators Compared with All Farms

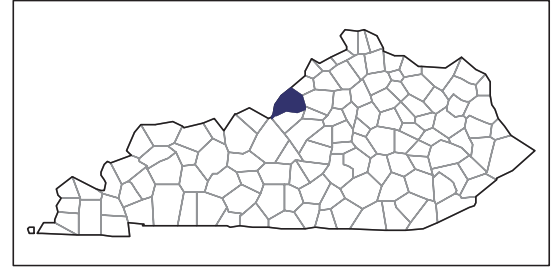
Data are not available at this geographic level for farms with Black or African American operators.



United States Department of Agriculture
National Agricultural Statistics Service

www.agcensus.usda.gov

2007 CENSUS OF AGRICULTURE



Jefferson County – Kentucky

Farms with Native Hawaiian or Other Pacific Islander Operators Compared with All Farms

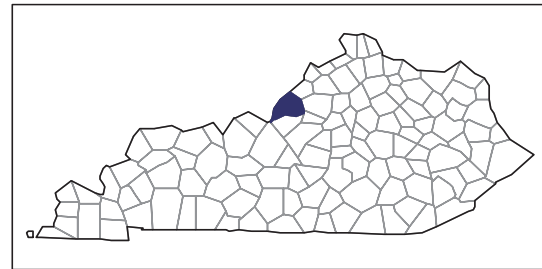
Data are not available at this geographic level for farms with Native Hawaiian or Other Pacific Islander operators.



United States Department of Agriculture
National Agricultural Statistics Service

www.agcensus.usda.gov

2007 CENSUS OF AGRICULTURE



Jefferson County – Kentucky

Farms with White Operators Compared with All Farms

Data are not available at this geographic level for farms with White operators.



United States Department of Agriculture
National Agricultural Statistics Service

www.agcensus.usda.gov

