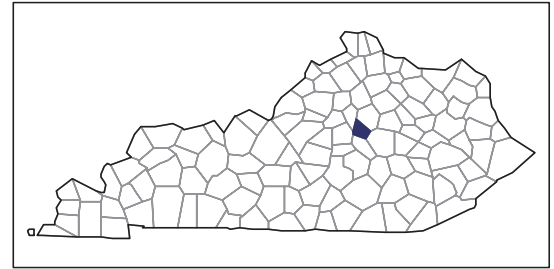


2007 CENSUS OF AGRICULTURE



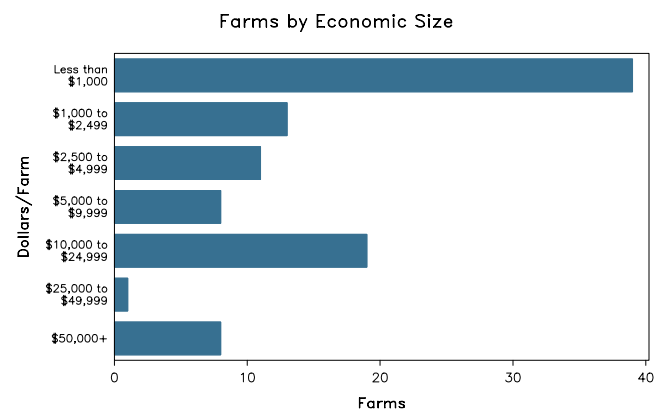
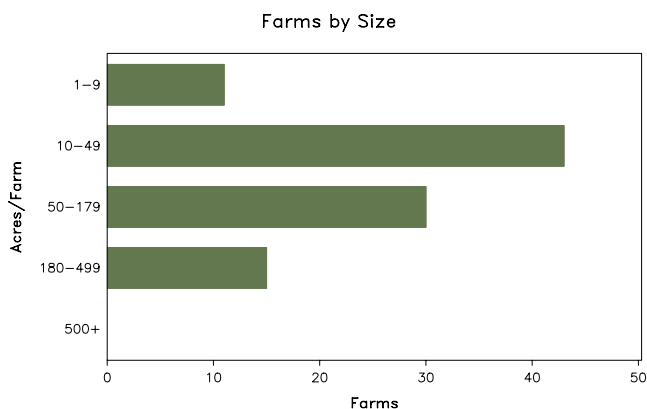
Jessamine County – Kentucky

Farms with Women Principal Operators Compared with All Farms

	Women Principal Operators	All Farms
Number of Farms	99	711
Land in Farms	7,703 acres	80,116 acres
Average Size of Farm	78 acres	113 acres
Market Value of Products Sold	\$1,344,000	\$123,766,000
Crop Sales	\$431,000	\$4,569,000
Livestock Sales	\$912,000	\$119,198,000
Average Per Farm	\$13,573	\$174,073
Government Payments	\$34,000	\$277,000
Average Per Farm Receiving Payments	\$2,454	\$2,308

See footnotes on reverse page.

Farms with Women Principal Operators



2007 CENSUS OF AGRICULTURE

Jessamine County – Kentucky Farms with Women Principal Operators

Selected Highlights

Item	Farms	Quantity
MARKET VALUE OF AGRICULTURAL PRODUCTS SOLD (\$1,000)		
Total value of agricultural products sold	99	1,344
Value of crops including nursery and greenhouse	32	431
Value of livestock, poultry, and their products	51	912
VALUE OF SALES BY COMMODITY GROUP (\$1,000)		
Grains, oilseeds, dry beans, and dry peas	6	(D)
Tobacco	11	240
Cotton and cottonseed	-	-
Vegetables, melons, potatoes and sweet potatoes	2	(D)
Fruits, tree nuts, and berries	-	-
Nursery, greenhouse, floriculture, and sod	-	-
Cut Christmas trees and short rotation woody crops	-	-
Other crops and hay	20	156
Poultry and eggs	9	(D)
Cattle and calves	35	324
Milk and other dairy products from cows	3	9
Hogs and pigs	-	-
Sheep, goats, and their products	8	6
Horses, ponies, mules, burros, and donkeys	10	568
Aquaculture	-	-
Other animals and other animal products	1	(D)
TOP CROP ITEMS (acres)		
Forage - land used for all hay and haylage, grass silage, and greenchop	46	2,485
Tobacco	11	62
Corn for grain	4	42
Corn for silage or greenchop	4	25
Vegetables harvested for sale	2	(D)
TOP LIVESTOCK INVENTORY ITEMS (number)		
Cattle and calves	36	1,034
Horses and ponies	45	491
Layers	9	165
Sheep and lambs	7	79
Goats, all	9	44

Operator Characteristics

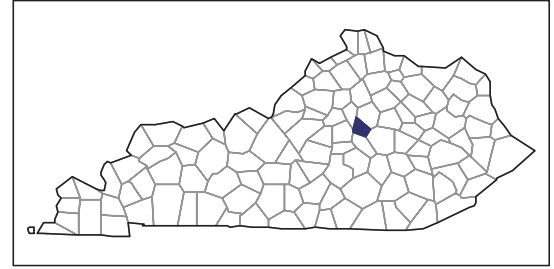
Item	Quantity
Primary occupation:	
Farming	29
Other	70
Days worked off farm:	
None	40
Any	59
Years on present farm:	
2 years or less	2
3 to 4 years	6
5 to 9 years	13
10 years or more	78
Age group:	
Under 45 years	10
45 to 64 years	40
65 years and over	49
Average age of principal operator (years)	62.2

Economic Characteristics

Item	Quantity
Farms by value of sales:	
Less than \$1,000	41
\$1,000 to \$2,499	13
\$2,500 to \$4,999	9
\$5,000 to \$9,999	11
\$10,000 to \$49,999	17
\$50,000 to \$99,999	5
\$100,000 to \$249,999	2
\$250,000 to \$499,999	1
\$500,000 or more	-
Total farm production expenses (\$1,000)	1,291
Average per farm (\$)	13,038
Net cash farm income of operation (\$1,000)	582
Average per farm (\$)	5,878
Value of agricultural products sold directly to individuals for human consumption (\$1,000)	23
Total organic product sales (\$1,000)	-
Total income from farm-related sources, gross before taxes and expenses (\$1,000)	495

See "Census of Agriculture, Volume 1, Geographic Area Series" for complete footnotes, explanations, definitions, and methodology.
(D) Cannot be disclosed. (Z) Less than half of the unit shown.

2007 CENSUS OF AGRICULTURE



Jessamine County – Kentucky

Farms with Spanish, Hispanic, or Latino Operators Compared with All Farms

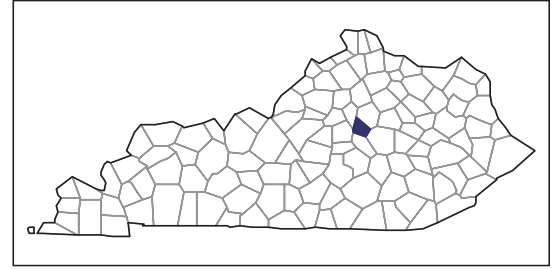
Data are not available at this geographic level for farms with Spanish, Hispanic, or Latino operators.



United States Department of Agriculture
National Agricultural Statistics Service

www.agcensus.usda.gov

2007 CENSUS OF AGRICULTURE



Jessamine County – Kentucky

Farms with American Indian or Alaska Native Operators Compared with All Farms

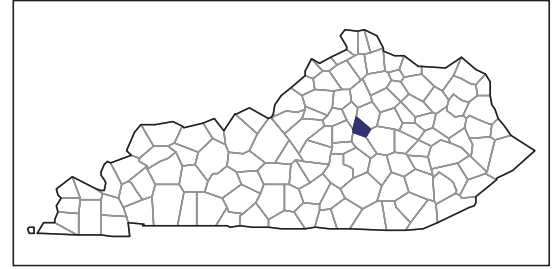
Data are not available at this geographic level for farms with American Indian or Alaska Native operators.



United States Department of Agriculture
National Agricultural Statistics Service

www.agcensus.usda.gov

2007 CENSUS OF AGRICULTURE



Jessamine County – Kentucky

Farms with Asian Operators Compared with All Farms

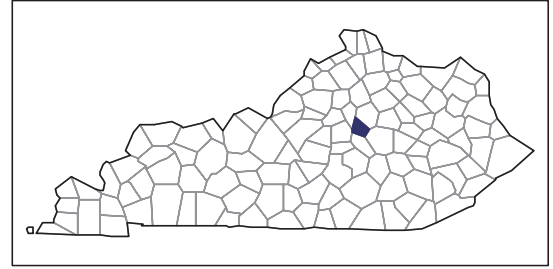
Data are not available at this geographic level for farms with Asian operators.



United States Department of Agriculture
National Agricultural Statistics Service

www.agcensus.usda.gov

2007 CENSUS OF AGRICULTURE



Jessamine County – Kentucky

Farms with Black or African American Operators Compared with All Farms

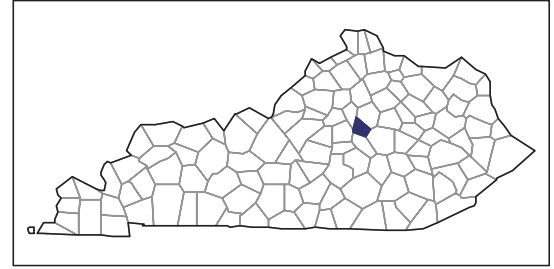
Data are not available at this geographic level for farms with Black or African American operators.



United States Department of Agriculture
National Agricultural Statistics Service

www.agcensus.usda.gov

2007 CENSUS OF AGRICULTURE



Jessamine County – Kentucky

Farms with Native Hawaiian or Other Pacific Islander Operators Compared with All Farms

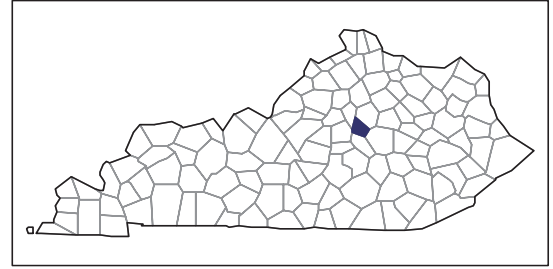
Data are not available at this geographic level for farms with Native Hawaiian or Other Pacific Islander operators.



United States Department of Agriculture
National Agricultural Statistics Service

www.agcensus.usda.gov

2007 CENSUS OF AGRICULTURE



Jessamine County – Kentucky

Farms with White Operators Compared with All Farms

Data are not available at this geographic level for farms with White operators.



United States Department of Agriculture
National Agricultural Statistics Service

www.agcensus.usda.gov

