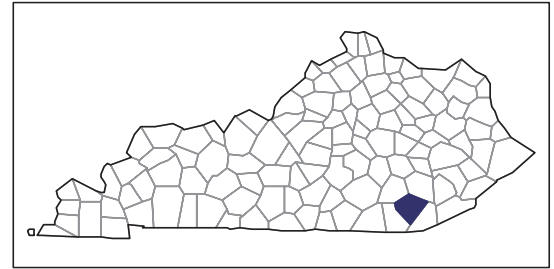


2007 CENSUS OF AGRICULTURE



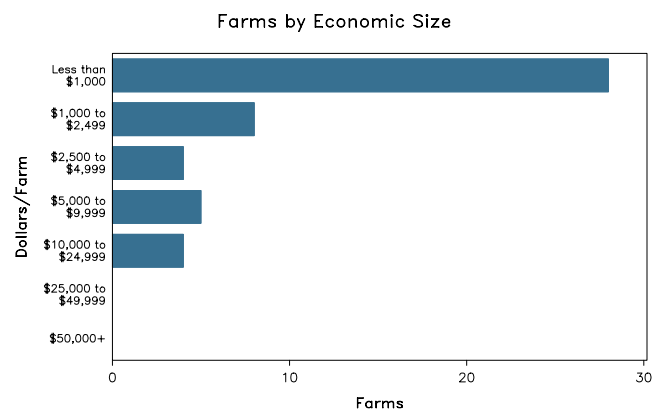
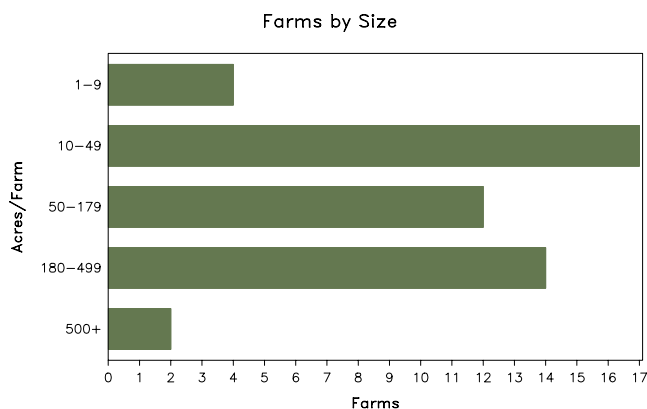
Knox County – Kentucky

Farms with Women Principal Operators Compared with All Farms

	Women Principal Operators	All Farms
Number of Farms	49	376
Land in Farms	8,178 acres	51,115 acres
Average Size of Farm	167 acres	136 acres
Market Value of Products Sold	\$128,000	\$3,028,000
Crop Sales	\$22,000	\$775,000
Livestock Sales	\$105,000	\$2,253,000
Average Per Farm	\$2,603	\$8,053
Government Payments	\$2,000	\$50,000
Average Per Farm Receiving Payments	\$391	\$1,074

See footnotes on reverse page.

Farms with Women Principal Operators



2007 CENSUS OF AGRICULTURE

Knox County – Kentucky Farms with Women Principal Operators

Selected Highlights

Item	Farms	Quantity
MARKET VALUE OF AGRICULTURAL PRODUCTS SOLD (\$1,000)		
Total value of agricultural products sold	49	128
Value of crops including nursery and greenhouse	10	22
Value of livestock, poultry, and their products	21	105
VALUE OF SALES BY COMMODITY GROUP (\$1,000)		
Grains, oilseeds, dry beans, and dry peas	1	(D)
Tobacco	-	-
Cotton and cottonseed	-	-
Vegetables, melons, potatoes and sweet potatoes	-	-
Fruits, tree nuts, and berries	-	-
Nursery, greenhouse, floriculture, and sod	-	-
Cut Christmas trees and short rotation woody crops	2	(D)
Other crops and hay	7	(D)
Poultry and eggs	6	3
Cattle and calves	16	99
Milk and other dairy products from cows	-	-
Hogs and pigs	2	(D)
Sheep, goats, and their products	1	(D)
Horses, ponies, mules, burros, and donkeys	3	2
Aquaculture	-	-
Other animals and other animal products	1	(D)
TOP CROP ITEMS (acres)		
Forage - land used for all hay and haylage, grass silage, and greenchop	18	471
Cut Christmas trees	2	(D)
Corn for silage or greenchop	2	(D)
Corn for grain	1	(D)
TOP LIVESTOCK INVENTORY ITEMS (number)		
Cattle and calves	21	465
Layers	8	181
Horses and ponies	15	71
Goats, all	4	57
Pullets for laying flock replacement	1	(D)

Operator Characteristics

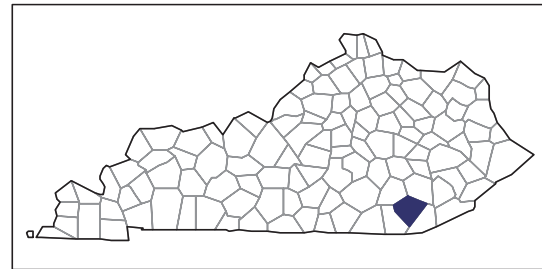
Item	Quantity
Primary occupation:	
Farming	12
Other	37
Days worked off farm:	
None	17
Any	32
Years on present farm:	
2 years or less	-
3 to 4 years	3
5 to 9 years	17
10 years or more	29
Age group:	
Under 45 years	12
45 to 64 years	15
65 years and over	22
Average age of principal operator (years)	57.4

Economic Characteristics

Item	Quantity
Farms by value of sales:	
Less than \$1,000	28
\$1,000 to \$2,499	8
\$2,500 to \$4,999	4
\$5,000 to \$9,999	5
\$10,000 to \$49,999	4
\$50,000 to \$99,999	-
\$100,000 to \$249,999	-
\$250,000 to \$499,999	-
\$500,000 or more	-
Total farm production expenses (\$1,000)	409
Average per farm (\$)	8,351
Net cash farm income of operation (\$1,000)	-272
Average per farm (\$)	-5,547
Value of agricultural products sold directly to individuals for human consumption (\$1,000)	-
Total organic product sales (\$1,000)	-
Total income from farm-related sources, gross before taxes and expenses (\$1,000)	8

See "Census of Agriculture, Volume 1, Geographic Area Series" for complete footnotes, explanations, definitions, and methodology.
(D) Cannot be disclosed. (Z) Less than half of the unit shown.

2007 CENSUS OF AGRICULTURE



Knox County – Kentucky

Farms with Spanish, Hispanic, or Latino Operators Compared with All Farms

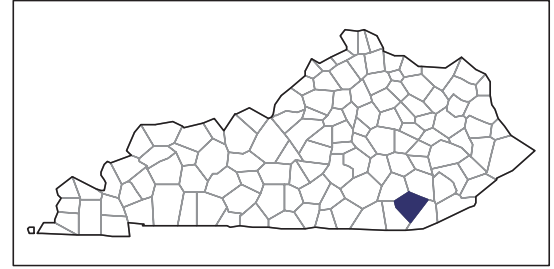
Data are not available at this geographic level for farms with Spanish, Hispanic, or Latino operators.



United States Department of Agriculture
National Agricultural Statistics Service

www.agcensus.usda.gov

2007 CENSUS OF AGRICULTURE



Knox County – Kentucky

Farms with American Indian or Alaska Native Operators Compared with All Farms

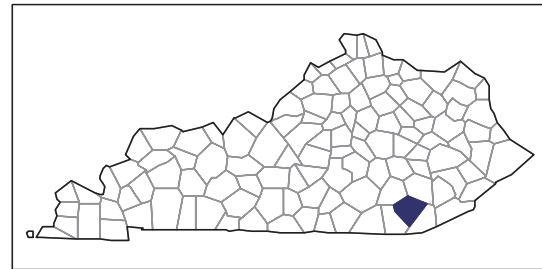
Data are not available at this geographic level for farms with American Indian or Alaska Native operators.



United States Department of Agriculture
National Agricultural Statistics Service

www.agcensus.usda.gov

2007 CENSUS OF AGRICULTURE



Knox County – Kentucky

Farms with Asian Operators Compared with All Farms

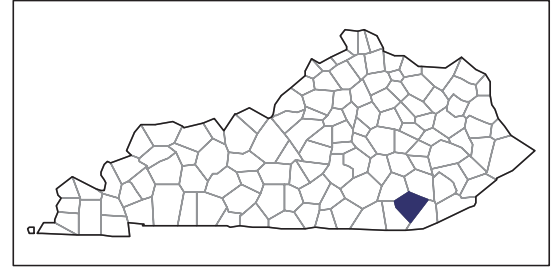
Data are not available at this geographic level for farms with Asian operators.



United States Department of Agriculture
National Agricultural Statistics Service

www.agcensus.usda.gov

2007 CENSUS OF AGRICULTURE



Knox County – Kentucky

Farms with Black or African American Operators Compared with All Farms

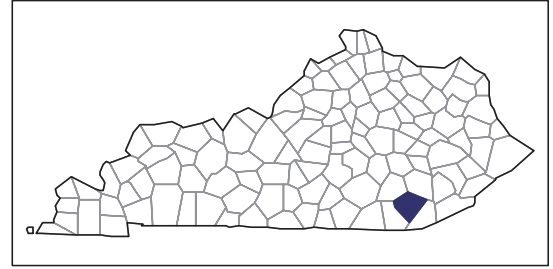
Data are not available at this geographic level for farms with Black or African American operators.



United States Department of Agriculture
National Agricultural Statistics Service

www.agcensus.usda.gov

2007 CENSUS OF AGRICULTURE



Knox County – Kentucky

Farms with Native Hawaiian or Other Pacific Islander Operators Compared with All Farms

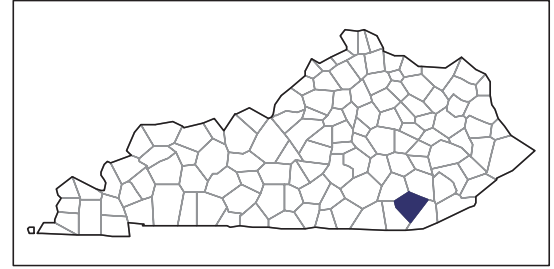
Data are not available at this geographic level for farms with Native Hawaiian or Other Pacific Islander operators.



United States Department of Agriculture
National Agricultural Statistics Service

www.agcensus.usda.gov

2007 CENSUS OF AGRICULTURE



Knox County – Kentucky

Farms with White Operators Compared with All Farms

Data are not available at this geographic level for farms with White operators.



United States Department of Agriculture
National Agricultural Statistics Service

www.agcensus.usda.gov

