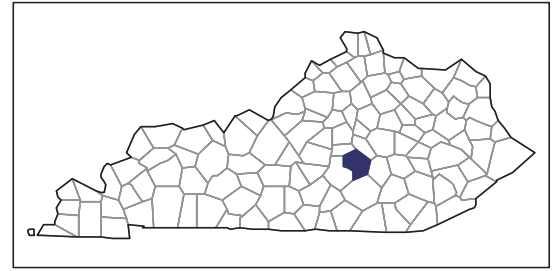


2007 CENSUS OF AGRICULTURE



Lincoln County – Kentucky

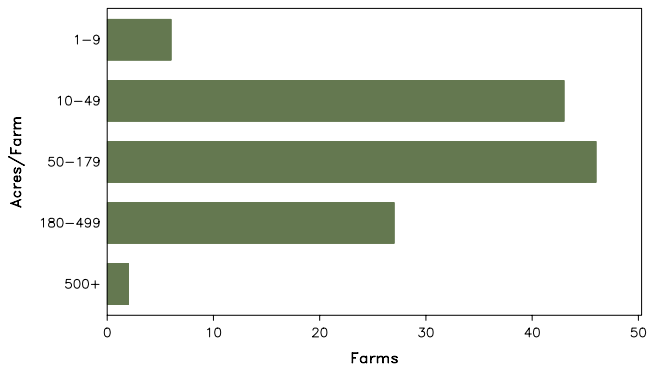
Farms with Women Principal Operators Compared with All Farms

	Women Principal Operators	All Farms
Number of Farms	124	1,278
Land in Farms	13,250 acres	178,315 acres
Average Size of Farm	107 acres	140 acres
Market Value of Products Sold	\$1,500,000	\$52,538,000
Crop Sales	\$287,000	\$9,022,000
Livestock Sales	\$1,213,000	\$43,516,000
Average Per Farm	\$12,097	\$41,110
Government Payments	\$40,000	\$985,000
Average Per Farm Receiving Payments	\$922	\$2,319

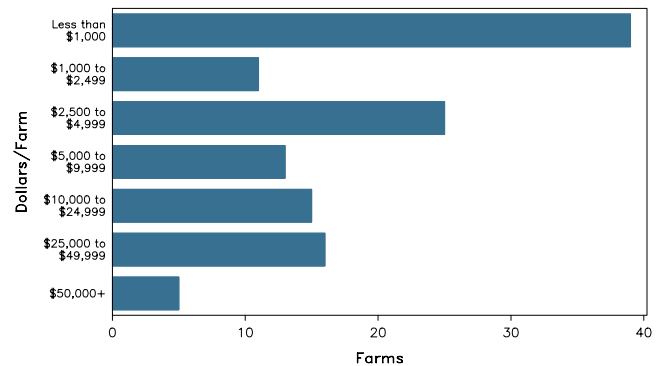
See footnotes on reverse page.

Farms with Women Principal Operators

Farms by Size



Farms by Economic Size



2007 CENSUS OF AGRICULTURE

Lincoln County – Kentucky Farms with Women Principal Operators

Selected Highlights

Item	Farms	Quantity
MARKET VALUE OF AGRICULTURAL PRODUCTS SOLD (\$1,000)		
Total value of agricultural products sold	124	1,500
Value of crops including nursery and greenhouse	33	287
Value of livestock, poultry, and their products	73	1,213
VALUE OF SALES BY COMMODITY GROUP (\$1,000)		
Grains, oilseeds, dry beans, and dry peas	3	(D)
Tobacco	11	124
Cotton and cottonseed	-	-
Vegetables, melons, potatoes and sweet potatoes	3	(D)
Fruits, tree nuts, and berries	-	-
Nursery, greenhouse, floriculture, and sod	1	(D)
Cut Christmas trees and short rotation woody crops	-	-
Other crops and hay	16	67
Poultry and eggs	10	11
Cattle and calves	65	867
Milk and other dairy products from cows	3	298
Hogs and pigs	4	(D)
Sheep, goats, and their products	4	4
Horses, ponies, mules, burros, and donkeys	4	31
Aquaculture	-	-
Other animals and other animal products	1	(D)
TOP CROP ITEMS (acres)		
Forage - land used for all hay and haylage, grass silage, and greenchop	60	1,884
Corn for grain	4	131
Corn for silage or greenchop	5	112
Tobacco	11	47
Vegetables harvested for sale	3	24
TOP LIVESTOCK INVENTORY ITEMS (number)		
Cattle and calves	72	6,225
Layers	16	404
Horses and ponies	40	252
Goats, all	14	162
Pullets for laying flock replacement	2	(D)

Operator Characteristics

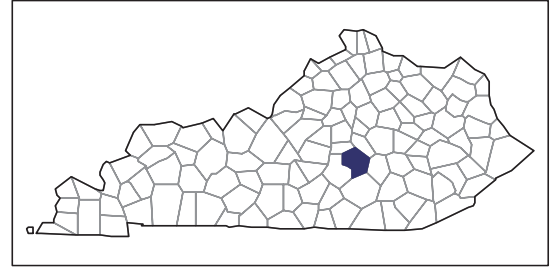
Item	Quantity
Primary occupation:	
Farming	45
Other	79
Days worked off farm:	
None	51
Any	73
Years on present farm:	
2 years or less	4
3 to 4 years	6
5 to 9 years	37
10 years or more	77
Age group:	
Under 45 years	24
45 to 64 years	67
65 years and over	33
Average age of principal operator (years)	56.7

Economic Characteristics

Item	Quantity
Farms by value of sales:	
Less than \$1,000	45
\$1,000 to \$2,499	8
\$2,500 to \$4,999	22
\$5,000 to \$9,999	13
\$10,000 to \$49,999	31
\$50,000 to \$99,999	3
\$100,000 to \$249,999	2
\$250,000 to \$499,999	-
\$500,000 or more	-
Total farm production expenses (\$1,000)	1,581
Average per farm (\$)	12,754
Net cash farm income of operation (\$1,000)	317
Average per farm (\$)	2,553
Value of agricultural products sold directly to individuals for human consumption (\$1,000)	3
Total organic product sales (\$1,000)	-
Total income from farm-related sources, gross before taxes and expenses (\$1,000)	358

See "Census of Agriculture, Volume 1, Geographic Area Series" for complete footnotes, explanations, definitions, and methodology.
(D) Cannot be disclosed. (Z) Less than half of the unit shown.

2007 CENSUS OF AGRICULTURE



Lincoln County – Kentucky

Farms with Spanish, Hispanic, or Latino Operators Compared with All Farms

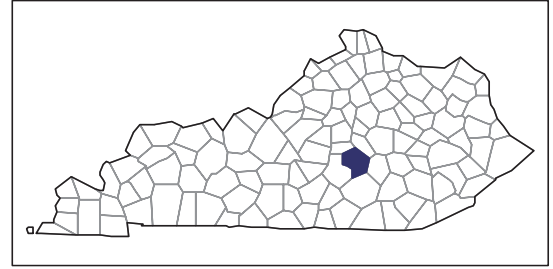
Data are not available at this geographic level for farms with Spanish, Hispanic, or Latino operators.



United States Department of Agriculture
National Agricultural Statistics Service

www.agcensus.usda.gov

2007 CENSUS OF AGRICULTURE



Lincoln County – Kentucky

Farms with American Indian or Alaska Native Operators Compared with All Farms

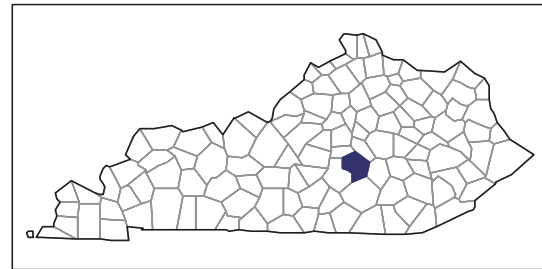
Data are not available at this geographic level for farms with American Indian or Alaska Native operators.



United States Department of Agriculture
National Agricultural Statistics Service

www.agcensus.usda.gov

2007 CENSUS OF AGRICULTURE



Lincoln County – Kentucky

Farms with Asian Operators Compared with All Farms

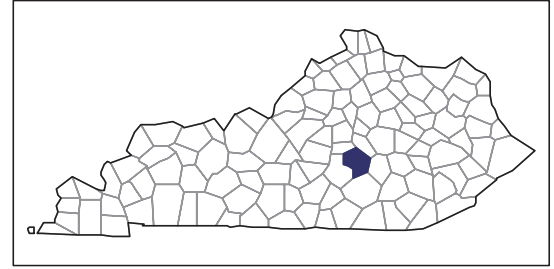
Data are not available at this geographic level for farms with Asian operators.



United States Department of Agriculture
National Agricultural Statistics Service

www.agcensus.usda.gov

2007 CENSUS OF AGRICULTURE



Lincoln County – Kentucky

Farms with Black or African American Operators Compared with All Farms

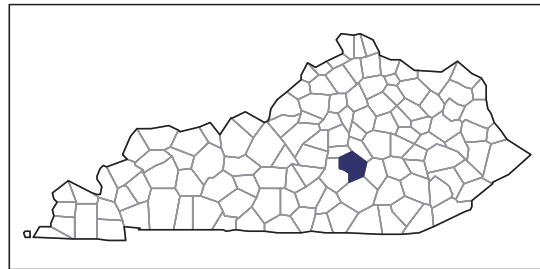
Data are not available at this geographic level for farms with Black or African American operators.



United States Department of Agriculture
National Agricultural Statistics Service

www.agcensus.usda.gov

2007 CENSUS OF AGRICULTURE



Lincoln County – Kentucky

Farms with Native Hawaiian or Other Pacific Islander Operators Compared with All Farms

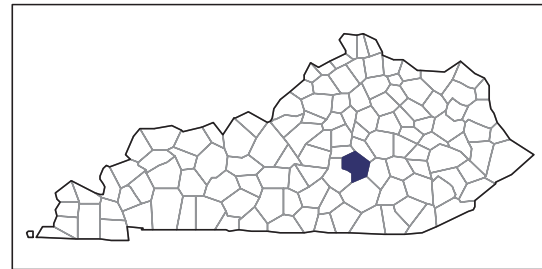
Data are not available at this geographic level for farms with Native Hawaiian or Other Pacific Islander operators.



United States Department of Agriculture
National Agricultural Statistics Service

www.agcensus.usda.gov

2007 CENSUS OF AGRICULTURE



Lincoln County – Kentucky

Farms with White Operators Compared with All Farms

Data are not available at this geographic level for farms with White operators.



United States Department of Agriculture
National Agricultural Statistics Service

www.agcensus.usda.gov

