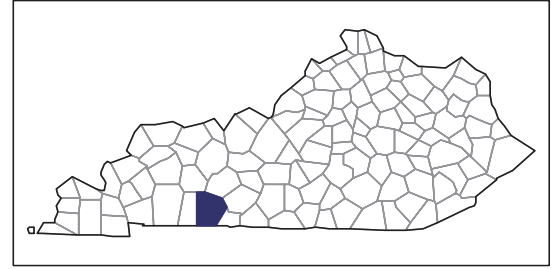


2007 CENSUS OF AGRICULTURE



Logan County – Kentucky

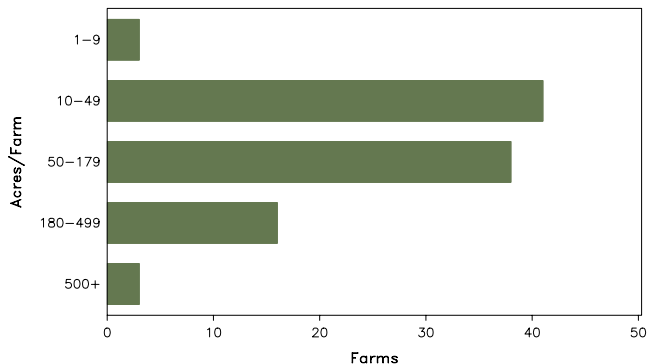
Farms with Women Principal Operators Compared with All Farms

	Women Principal Operators	All Farms
Number of Farms	101	1,172
Land in Farms	11,265 acres	289,931 acres
Average Size of Farm	112 acres	247 acres
Market Value of Products Sold	\$797,000	\$80,988,000
Crop Sales	\$588,000	\$45,568,000
Livestock Sales	\$209,000	\$35,420,000
Average Per Farm	\$7,890	\$69,102
Government Payments	\$232,000	\$3,560,000
Average Per Farm Receiving Payments	\$3,924	\$6,170

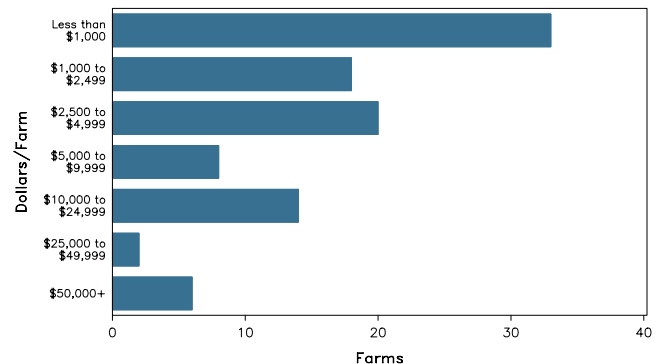
See footnotes on reverse page.

Farms with Women Principal Operators

Farms by Size



Farms by Economic Size



2007 CENSUS OF AGRICULTURE

Logan County – Kentucky Farms with Women Principal Operators

Selected Highlights

Item	Farms	Quantity
MARKET VALUE OF AGRICULTURAL PRODUCTS SOLD (\$1,000)		
Total value of agricultural products sold	101	797
Value of crops including nursery and greenhouse	28	588
Value of livestock, poultry, and their products	27	209
VALUE OF SALES BY COMMODITY GROUP (\$1,000)		
Grains, oilseeds, dry beans, and dry peas	6	(D)
Tobacco	2	(D)
Cotton and cottonseed	-	-
Vegetables, melons, potatoes and sweet potatoes	3	45
Fruits, tree nuts, and berries	-	-
Nursery, greenhouse, floriculture, and sod	4	(D)
Cut Christmas trees and short rotation woody crops	-	-
Other crops and hay	17	49
Poultry and eggs	3	2
Cattle and calves	17	204
Milk and other dairy products from cows	-	-
Hogs and pigs	-	-
Sheep, goats, and their products	3	1
Horses, ponies, mules, burros, and donkeys	5	2
Aquaculture	-	-
Other animals and other animal products	3	-
TOP CROP ITEMS (acres)		
Forage - land used for all hay and haylage, grass silage, and greenchop	33	1,352
Corn for grain	5	974
Soybeans for beans	5	952
Wheat for grain, all	3	512
Tobacco	2	(D)
TOP LIVESTOCK INVENTORY ITEMS (number)		
Cattle and calves	30	790
Horses and ponies	31	159
Layers	4	80
Goats, all	6	36
Ducks	3	36

Operator Characteristics

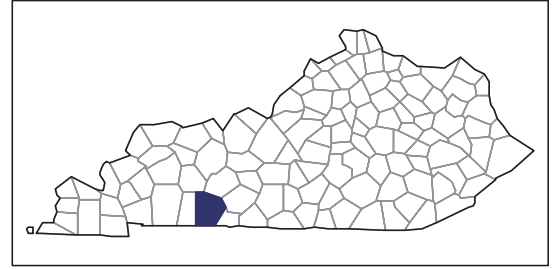
Item	Quantity
Primary occupation:	
Farming	33
Other	68
Days worked off farm:	
None	51
Any	50
Years on present farm:	
2 years or less	7
3 to 4 years	15
5 to 9 years	19
10 years or more	60
Age group:	
Under 45 years	16
45 to 64 years	49
65 years and over	36
Average age of principal operator (years)	59.8

Economic Characteristics

Item	Quantity
Farms by value of sales:	
Less than \$1,000	66
\$1,000 to \$2,499	3
\$2,500 to \$4,999	11
\$5,000 to \$9,999	4
\$10,000 to \$49,999	11
\$50,000 to \$99,999	4
\$100,000 to \$249,999	2
\$250,000 to \$499,999	-
\$500,000 or more	-
Total farm production expenses (\$1,000)	1,270
Average per farm (\$)	12,572
Net cash farm income of operation (\$1,000)	179
Average per farm (\$)	1,768
Value of agricultural products sold directly to individuals for human consumption (\$1,000)	-
Total organic product sales (\$1,000)	-
Total income from farm-related sources, gross before taxes and expenses (\$1,000)	420

See "Census of Agriculture, Volume 1, Geographic Area Series" for complete footnotes, explanations, definitions, and methodology.
(D) Cannot be disclosed. (Z) Less than half of the unit shown.

2007 CENSUS OF AGRICULTURE



Logan County – Kentucky

Farms with Spanish, Hispanic, or Latino Operators Compared with All Farms

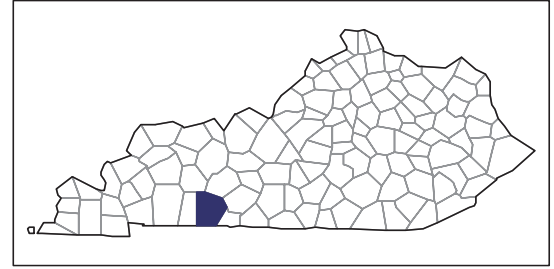
Data are not available at this geographic level for farms with Spanish, Hispanic, or Latino operators.



United States Department of Agriculture
National Agricultural Statistics Service

www.agcensus.usda.gov

2007 CENSUS OF AGRICULTURE



Logan County – Kentucky

Farms with American Indian or Alaska Native Operators Compared with All Farms

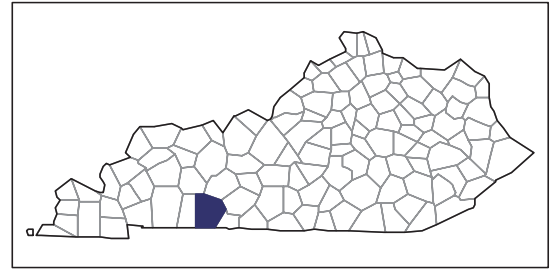
Data are not available at this geographic level for farms with American Indian or Alaska Native operators.



United States Department of Agriculture
National Agricultural Statistics Service

www.agcensus.usda.gov

2007 CENSUS OF AGRICULTURE



Logan County – Kentucky

**Farms with Asian Operators
Compared with All Farms**

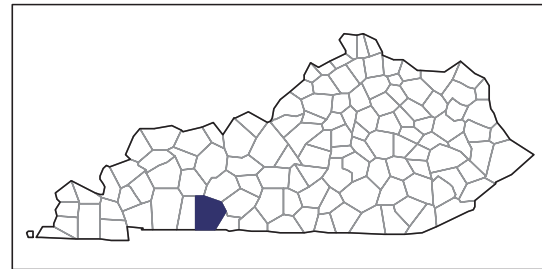
Data are not available at this geographic level for farms with Asian operators.



United States Department of Agriculture
National Agricultural Statistics Service

www.agcensus.usda.gov

2007 CENSUS OF AGRICULTURE



Logan County – Kentucky

Farms with Black or African American Operators Compared with All Farms

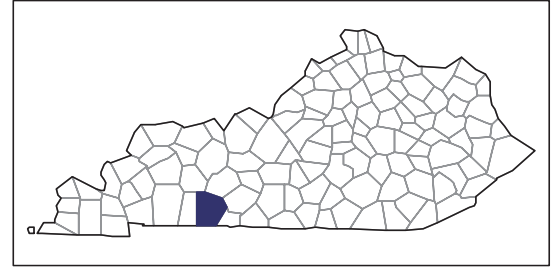
Data are not available at this geographic level for farms with Black or African American operators.



United States Department of Agriculture
National Agricultural Statistics Service

www.agcensus.usda.gov

2007 CENSUS OF AGRICULTURE



Logan County – Kentucky

Farms with Native Hawaiian or Other Pacific Islander Operators Compared with All Farms

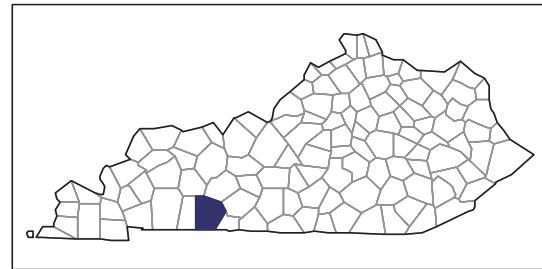
Data are not available at this geographic level for farms with Native Hawaiian or Other Pacific Islander operators.



United States Department of Agriculture
National Agricultural Statistics Service

www.agcensus.usda.gov

2007 CENSUS OF AGRICULTURE



Logan County – Kentucky

**Farms with White Operators
Compared with All Farms**

Data are not available at this geographic level for farms with White operators.



United States Department of Agriculture
National Agricultural Statistics Service

www.agcensus.usda.gov

