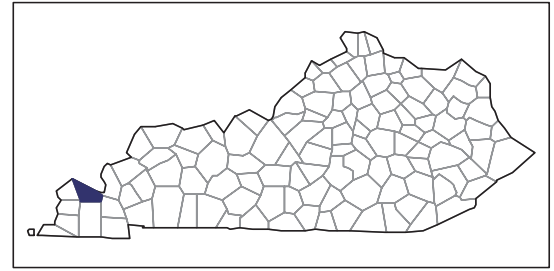


2007 CENSUS OF AGRICULTURE



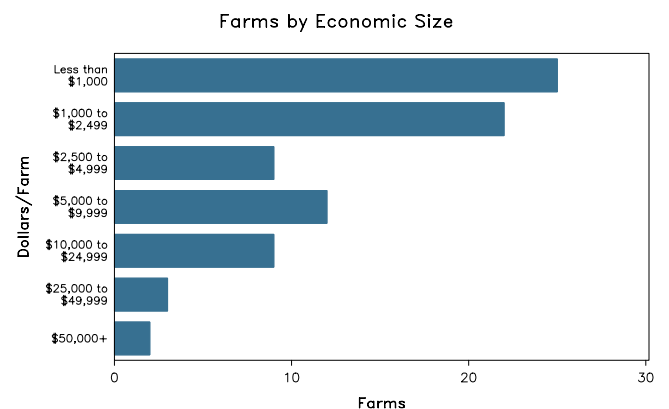
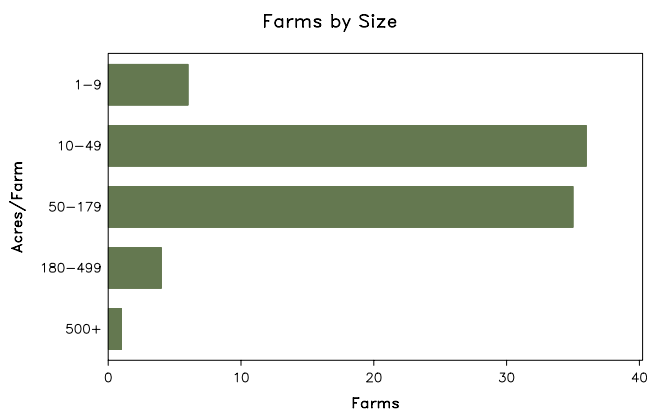
McCracken County – Kentucky

Farms with Women Principal Operators Compared with All Farms

	Women Principal Operators	All Farms
Number of Farms	82	483
Land in Farms	5,707 acres	75,341 acres
Average Size of Farm	70 acres	156 acres
Market Value of Products Sold	\$1,514,000	\$20,973,000
Crop Sales	(D)	\$14,910,000
Livestock Sales	(D)	\$6,063,000
Average Per Farm	\$18,469	\$43,422
Government Payments	\$113,000	\$918,000
Average Per Farm Receiving Payments	\$2,130	\$3,313

See footnotes on reverse page.

Farms with Women Principal Operators



2007 CENSUS OF AGRICULTURE

McCracken County – Kentucky Farms with Women Principal Operators

Selected Highlights

Item	Farms	Quantity
MARKET VALUE OF AGRICULTURAL PRODUCTS SOLD (\$1,000)		
Total value of agricultural products sold	82	1,514
Value of crops including nursery and greenhouse	26	(D)
Value of livestock, poultry, and their products	24	(D)
VALUE OF SALES BY COMMODITY GROUP (\$1,000)		
Grains, oilseeds, dry beans, and dry peas	15	(D)
Tobacco	-	-
Cotton and cottonseed	-	-
Vegetables, melons, potatoes and sweet potatoes	2	(D)
Fruits, tree nuts, and berries	-	-
Nursery, greenhouse, floriculture, and sod	-	-
Cut Christmas trees and short rotation woody crops	-	-
Other crops and hay	9	(D)
Poultry and eggs	6	(D)
Cattle and calves	8	41
Milk and other dairy products from cows	1	(D)
Hogs and pigs	1	(D)
Sheep, goats, and their products	7	9
Horses, ponies, mules, burros, and donkeys	6	15
Aquaculture	-	-
Other animals and other animal products	-	-
TOP CROP ITEMS (acres)		
Soybeans for beans	6	646
Forage - land used for all hay and haylage, grass silage, and greenchop	22	542
Corn for grain	8	368
Corn for silage or greenchop	1	(D)
Grapes	2	(D)
TOP LIVESTOCK INVENTORY ITEMS (number)		
Broilers and other meat-type chickens	1	(D)
Cattle and calves	5	214
Goats, all	8	159
Layers	7	104
Horses and ponies	17	99

Operator Characteristics

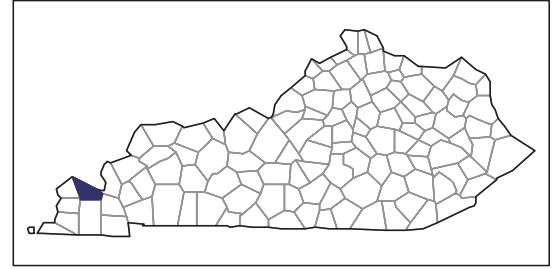
Item	Quantity
Primary occupation:	
Farming	26
Other	56
Days worked off farm:	
None	36
Any	46
Years on present farm:	
2 years or less	3
3 to 4 years	6
5 to 9 years	18
10 years or more	55
Age group:	
Under 45 years	10
45 to 64 years	36
65 years and over	36
Average age of principal operator (years)	61.6

Economic Characteristics

Item	Quantity
Farms by value of sales:	
Less than \$1,000	46
\$1,000 to \$2,499	12
\$2,500 to \$4,999	4
\$5,000 to \$9,999	8
\$10,000 to \$49,999	10
\$50,000 to \$99,999	-
\$100,000 to \$249,999	1
\$250,000 to \$499,999	-
\$500,000 or more	1
Total farm production expenses (\$1,000)	1,701
Average per farm (\$)	20,747
Net cash farm income of operation (\$1,000)	324
Average per farm (\$)	3,947
Value of agricultural products sold directly to individuals for human consumption (\$1,000)	7
Total organic product sales (\$1,000)	-
Total income from farm-related sources, gross before taxes and expenses (\$1,000)	398

See "Census of Agriculture, Volume 1, Geographic Area Series" for complete footnotes, explanations, definitions, and methodology.
(D) Cannot be disclosed. (Z) Less than half of the unit shown.

2007 CENSUS OF AGRICULTURE



McCracken County – Kentucky

Farms with Spanish, Hispanic, or Latino Operators Compared with All Farms

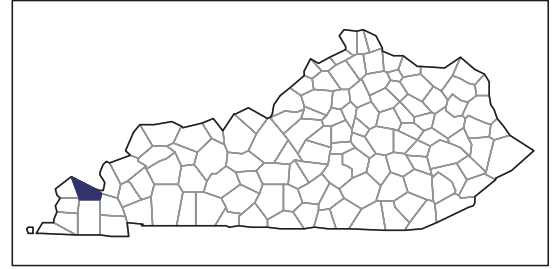
Data are not available at this geographic level for farms with Spanish, Hispanic, or Latino operators.



United States Department of Agriculture
National Agricultural Statistics Service

www.agcensus.usda.gov

2007 CENSUS OF AGRICULTURE



McCracken County – Kentucky

Farms with American Indian or Alaska Native Operators Compared with All Farms

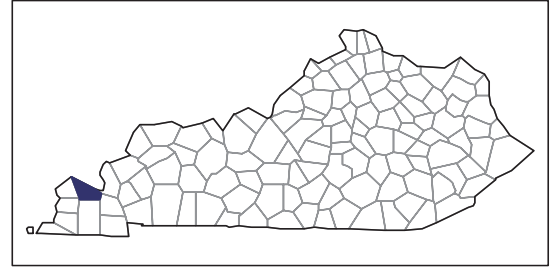
Data are not available at this geographic level for farms with American Indian or Alaska Native operators.



United States Department of Agriculture
National Agricultural Statistics Service

www.agcensus.usda.gov

2007 CENSUS OF AGRICULTURE



McCracken County – Kentucky

Farms with Asian Operators Compared with All Farms

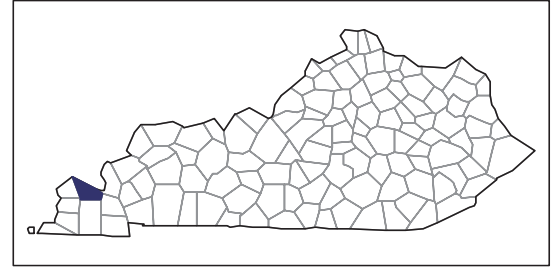
Data are not available at this geographic level for farms with Asian operators.



United States Department of Agriculture
National Agricultural Statistics Service

www.agcensus.usda.gov

2007 CENSUS OF AGRICULTURE



McCracken County – Kentucky

Farms with Black or African American Operators Compared with All Farms

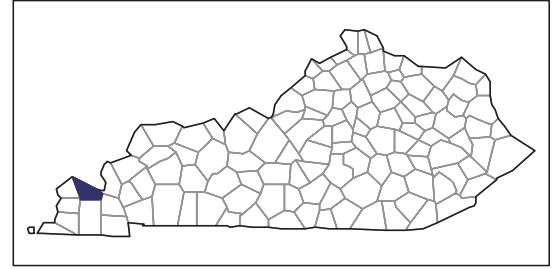
Data are not available at this geographic level for farms with Black or African American operators.



United States Department of Agriculture
National Agricultural Statistics Service

www.agcensus.usda.gov

2007 CENSUS OF AGRICULTURE



McCracken County – Kentucky

Farms with Native Hawaiian or Other Pacific Islander Operators Compared with All Farms

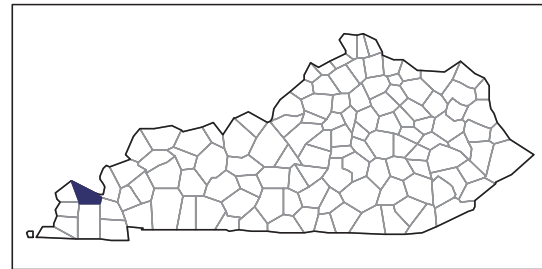
Data are not available at this geographic level for farms with Native Hawaiian or Other Pacific Islander operators.



United States Department of Agriculture
National Agricultural Statistics Service

www.agcensus.usda.gov

2007 CENSUS OF AGRICULTURE



McCracken County – Kentucky

Farms with White Operators Compared with All Farms

Data are not available at this geographic level for farms with White operators.



United States Department of Agriculture
National Agricultural Statistics Service

www.agcensus.usda.gov

