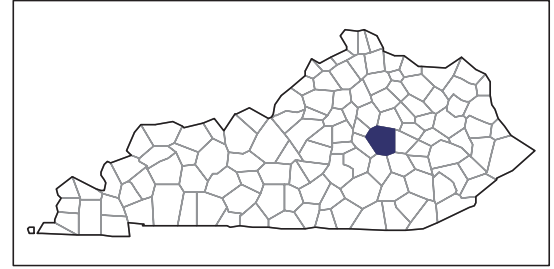


2007 CENSUS OF AGRICULTURE



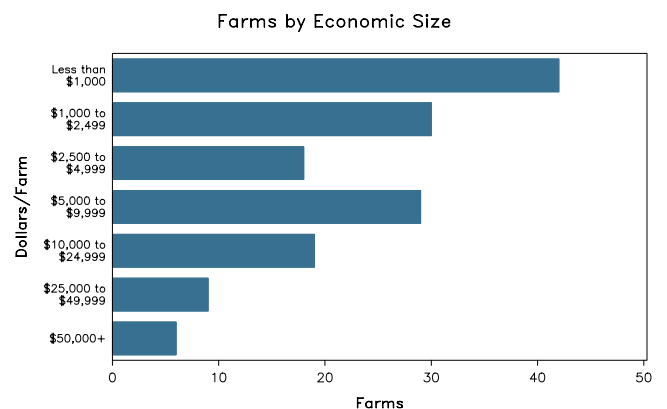
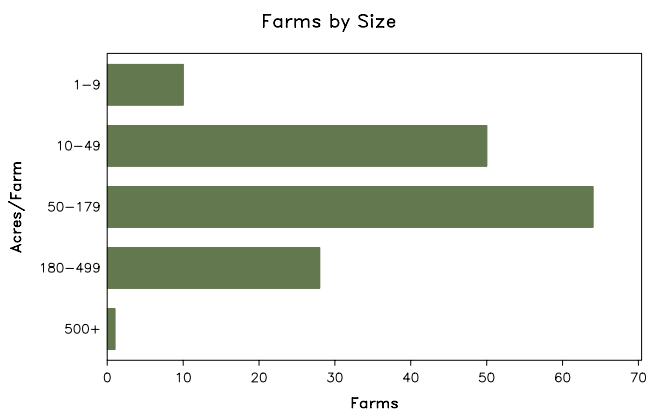
Madison County – Kentucky

Farms with Women Principal Operators Compared with All Farms

	Women Principal Operators	All Farms
Number of Farms	153	1,328
Land in Farms	15,525 acres	218,194 acres
Average Size of Farm	101 acres	164 acres
Market Value of Products Sold	\$1,600,000	\$42,488,000
Crop Sales	\$241,000	\$7,659,000
Livestock Sales	\$1,359,000	\$34,829,000
Average Per Farm	\$10,458	\$31,994
Government Payments	\$38,000	\$680,000
Average Per Farm Receiving Payments	\$1,008	\$1,873

See footnotes on reverse page.

Farms with Women Principal Operators



2007 CENSUS OF AGRICULTURE

Madison County – Kentucky Farms with Women Principal Operators

Selected Highlights

Item	Farms	Quantity
MARKET VALUE OF AGRICULTURAL PRODUCTS SOLD (\$1,000)		
Total value of agricultural products sold	153	1,600
Value of crops including nursery and greenhouse	61	241
Value of livestock, poultry, and their products	93	1,359
VALUE OF SALES BY COMMODITY GROUP (\$1,000)		
Grains, oilseeds, dry beans, and dry peas	9	(D)
Tobacco	-	-
Cotton and cottonseed	-	-
Vegetables, melons, potatoes and sweet potatoes	11	52
Fruits, tree nuts, and berries	2	(D)
Nursery, greenhouse, floriculture, and sod	2	(D)
Cut Christmas trees and short rotation woody crops	2	(D)
Other crops and hay	49	153
Poultry and eggs	2	(D)
Cattle and calves	74	1,059
Milk and other dairy products from cows	6	156
Hogs and pigs	4	1
Sheep, goats, and their products	11	8
Horses, ponies, mules, burros, and donkeys	16	123
Aquaculture	-	-
Other animals and other animal products	6	(D)
TOP CROP ITEMS (acres)		
Forage - land used for all hay and haylage, grass silage, and greenchop	91	3,360
Corn for grain	8	47
Vegetables harvested for sale	11	35
Corn for silage or greenchop	4	30
Cut Christmas trees	2	(D)
TOP LIVESTOCK INVENTORY ITEMS (number)		
Cattle and calves	78	2,433
Layers	2	(D)
Horses and ponies	45	333
Broilers and other meat-type chickens	2	(D)
Sheep and lambs	6	108

Operator Characteristics

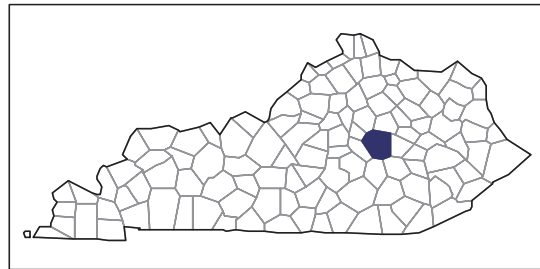
Item	Quantity
Primary occupation:	
Farming	52
Other	101
Days worked off farm:	
None	56
Any	97
Years on present farm:	
2 years or less	12
3 to 4 years	6
5 to 9 years	36
10 years or more	99
Age group:	
Under 45 years	21
45 to 64 years	79
65 years and over	53
Average age of principal operator (years)	59.8

Economic Characteristics

Item	Quantity
Farms by value of sales:	
Less than \$1,000	44
\$1,000 to \$2,499	28
\$2,500 to \$4,999	19
\$5,000 to \$9,999	33
\$10,000 to \$49,999	23
\$50,000 to \$99,999	5
\$100,000 to \$249,999	1
\$250,000 to \$499,999	-
\$500,000 or more	-
Total farm production expenses (\$1,000)	1,666
Average per farm (\$)	10,891
Net cash farm income of operation (\$1,000)	112
Average per farm (\$)	734
Value of agricultural products sold directly to individuals for human consumption (\$1,000)	24
Total organic product sales (\$1,000)	(D)
Total income from farm-related sources, gross before taxes and expenses (\$1,000)	140

See "Census of Agriculture, Volume 1, Geographic Area Series" for complete footnotes, explanations, definitions, and methodology.
(D) Cannot be disclosed. (Z) Less than half of the unit shown.

2007 CENSUS OF AGRICULTURE



Madison County – Kentucky

Farms with Spanish, Hispanic, or Latino Operators Compared with All Farms

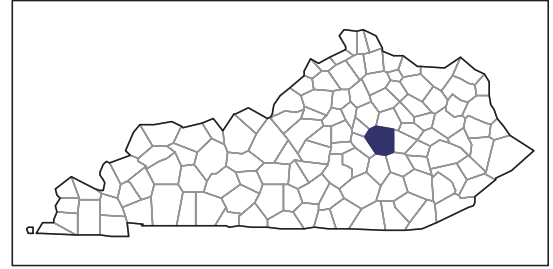
Data are not available at this geographic level for farms with Spanish, Hispanic, or Latino operators.



United States Department of Agriculture
National Agricultural Statistics Service

www.agcensus.usda.gov

2007 CENSUS OF AGRICULTURE



Madison County – Kentucky

Farms with American Indian or Alaska Native Operators Compared with All Farms

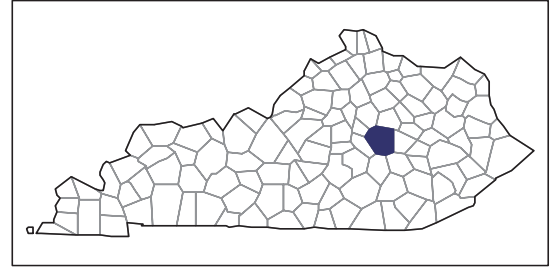
Data are not available at this geographic level for farms with American Indian or Alaska Native operators.



United States Department of Agriculture
National Agricultural Statistics Service

www.agcensus.usda.gov

2007 CENSUS OF AGRICULTURE



Madison County – Kentucky

Farms with Asian Operators Compared with All Farms

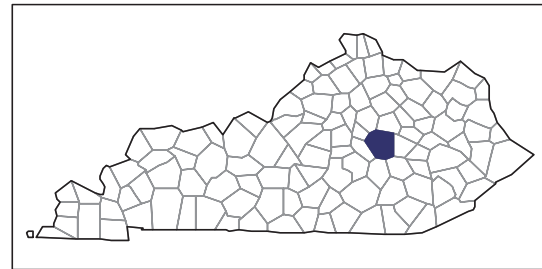
Data are not available at this geographic level for farms with Asian operators.



United States Department of Agriculture
National Agricultural Statistics Service

www.agcensus.usda.gov

2007 CENSUS OF AGRICULTURE



Madison County – Kentucky

Farms with Black or African American Operators Compared with All Farms

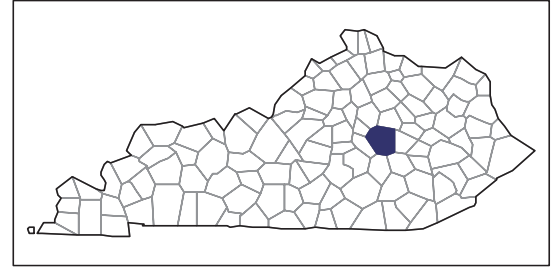
Data are not available at this geographic level for farms with Black or African American operators.



United States Department of Agriculture
National Agricultural Statistics Service

www.agcensus.usda.gov

2007 CENSUS OF AGRICULTURE



Madison County – Kentucky

Farms with Native Hawaiian or Other Pacific Islander Operators Compared with All Farms

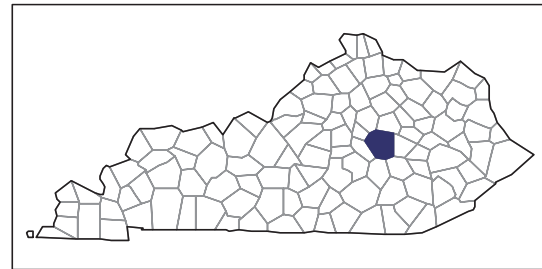
Data are not available at this geographic level for farms with Native Hawaiian or Other Pacific Islander operators.



United States Department of Agriculture
National Agricultural Statistics Service

www.agcensus.usda.gov

2007 CENSUS OF AGRICULTURE



Madison County – Kentucky

Farms with White Operators Compared with All Farms

Data are not available at this geographic level for farms with White operators.



United States Department of Agriculture
National Agricultural Statistics Service

www.agcensus.usda.gov

