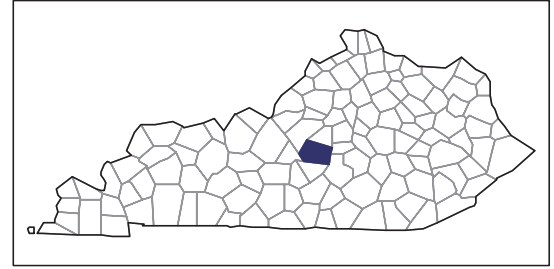


2007 CENSUS OF AGRICULTURE



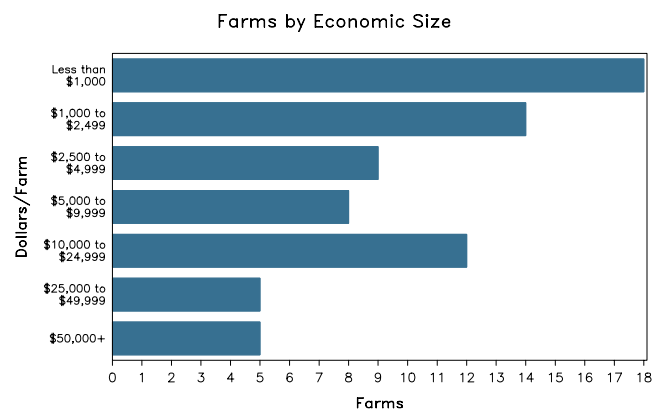
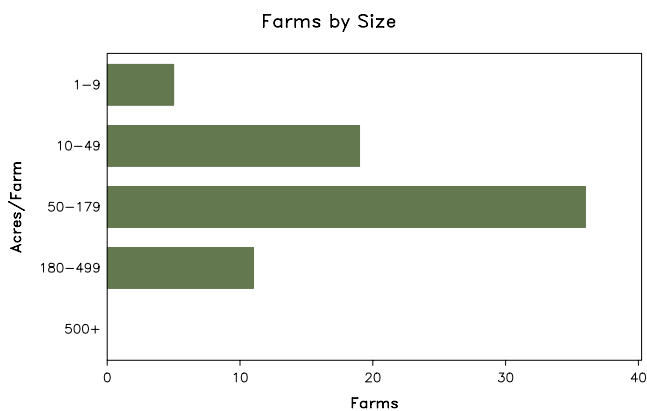
Marion County – Kentucky

Farms with Women Principal Operators Compared with All Farms

	Women Principal Operators	All Farms
Number of Farms	71	1,055
Land in Farms	6,387 acres	160,684 acres
Average Size of Farm	90 acres	152 acres
Market Value of Products Sold	\$774,000	\$39,653,000
Crop Sales	\$99,000	\$10,117,000
Livestock Sales	\$675,000	\$29,537,000
Average Per Farm	\$10,903	\$37,586
Government Payments	\$48,000	\$1,119,000
Average Per Farm Receiving Payments	\$2,098	\$2,537

See footnotes on reverse page.

Farms with Women Principal Operators



2007 CENSUS OF AGRICULTURE

Marion County – Kentucky Farms with Women Principal Operators

Selected Highlights

Item	Farms	Quantity
MARKET VALUE OF AGRICULTURAL PRODUCTS SOLD (\$1,000)		
Total value of agricultural products sold	71	774
Value of crops including nursery and greenhouse	26	99
Value of livestock, poultry, and their products	32	675
VALUE OF SALES BY COMMODITY GROUP (\$1,000)		
Grains, oilseeds, dry beans, and dry peas	4	(D)
Tobacco	5	40
Cotton and cottonseed	-	-
Vegetables, melons, potatoes and sweet potatoes	-	-
Fruits, tree nuts, and berries	1	(D)
Nursery, greenhouse, floriculture, and sod	-	-
Cut Christmas trees and short rotation woody crops	-	-
Other crops and hay	20	(D)
Poultry and eggs	3	(D)
Cattle and calves	20	(D)
Milk and other dairy products from cows	4	140
Hogs and pigs	-	-
Sheep, goats, and their products	1	(D)
Horses, ponies, mules, burros, and donkeys	9	64
Aquaculture	-	-
Other animals and other animal products	-	-
TOP CROP ITEMS (acres)		
Forage - land used for all hay and haylage, grass silage, and greenchop	41	1,573
Corn for silage or greenchop	2	(D)
Tobacco	5	17
Grapes	1	(D)
Short-rotation woody crops	1	(D)
TOP LIVESTOCK INVENTORY ITEMS (number)		
Cattle and calves	26	1,648
Goats, all	6	162
Horses and ponies	18	158
Layers	3	48
Pullets for laying flock replacement	3	12

Operator Characteristics

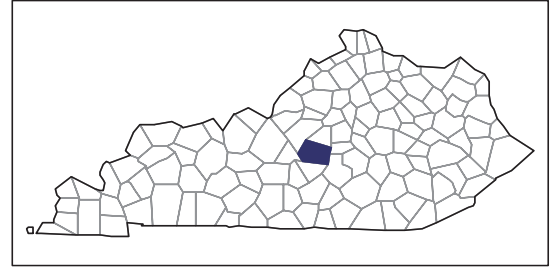
Item	Quantity
Primary occupation:	
Farming	19
Other	52
Days worked off farm:	
None	37
Any	34
Years on present farm:	
2 years or less	1
3 to 4 years	9
5 to 9 years	22
10 years or more	39
Age group:	
Under 45 years	10
45 to 64 years	37
65 years and over	24
Average age of principal operator (years)	58.6

Economic Characteristics

Item	Quantity
Farms by value of sales:	
Less than \$1,000	25
\$1,000 to \$2,499	8
\$2,500 to \$4,999	9
\$5,000 to \$9,999	7
\$10,000 to \$49,999	17
\$50,000 to \$99,999	5
\$100,000 to \$249,999	-
\$250,000 to \$499,999	-
\$500,000 or more	-
Total farm production expenses (\$1,000)	724
Average per farm (\$)	10,203
Net cash farm income of operation (\$1,000)	165
Average per farm (\$)	2,321
Value of agricultural products sold directly to individuals for human consumption (\$1,000)	40
Total organic product sales (\$1,000)	-
Total income from farm-related sources, gross before taxes and expenses (\$1,000)	67

See "Census of Agriculture, Volume 1, Geographic Area Series" for complete footnotes, explanations, definitions, and methodology.
(D) Cannot be disclosed. (Z) Less than half of the unit shown.

2007 CENSUS OF AGRICULTURE



Marion County – Kentucky

Farms with Spanish, Hispanic, or Latino Operators Compared with All Farms

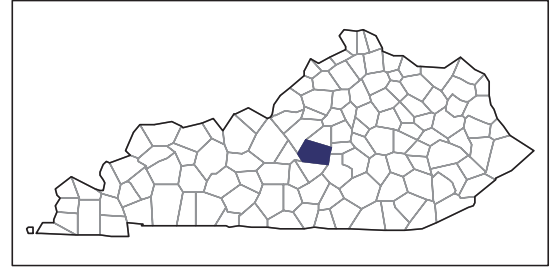
Data are not available at this geographic level for farms with Spanish, Hispanic, or Latino operators.



United States Department of Agriculture
National Agricultural Statistics Service

www.agcensus.usda.gov

2007 CENSUS OF AGRICULTURE



Marion County – Kentucky

Farms with American Indian or Alaska Native Operators Compared with All Farms

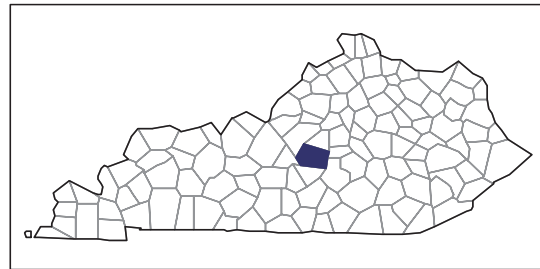
Data are not available at this geographic level for farms with American Indian or Alaska Native operators.



United States Department of Agriculture
National Agricultural Statistics Service

www.agcensus.usda.gov

2007 CENSUS OF AGRICULTURE



Marion County – Kentucky

Farms with Asian Operators Compared with All Farms

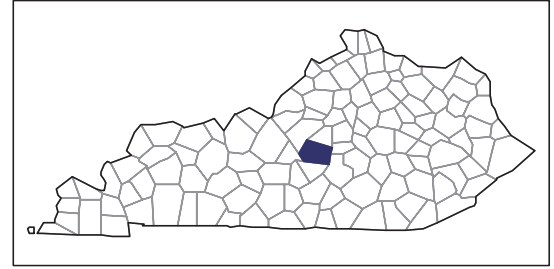
Data are not available at this geographic level for farms with Asian operators.



United States Department of Agriculture
National Agricultural Statistics Service

www.agcensus.usda.gov

2007 CENSUS OF AGRICULTURE



Marion County – Kentucky

Farms with Black or African American Operators Compared with All Farms

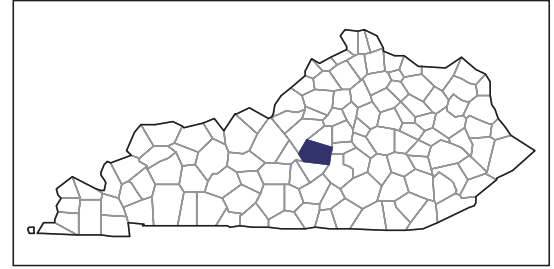
Data are not available at this geographic level for farms with Black or African American operators.



United States Department of Agriculture
National Agricultural Statistics Service

www.agcensus.usda.gov

2007 CENSUS OF AGRICULTURE



Marion County – Kentucky

Farms with Native Hawaiian or Other Pacific Islander Operators Compared with All Farms

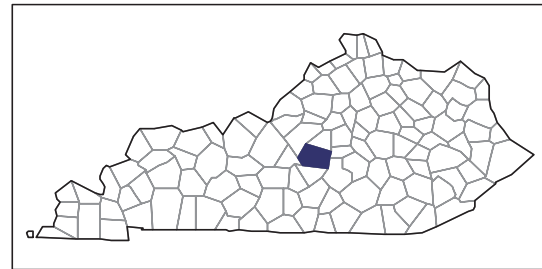
Data are not available at this geographic level for farms with Native Hawaiian or Other Pacific Islander operators.



United States Department of Agriculture
National Agricultural Statistics Service

www.agcensus.usda.gov

2007 CENSUS OF AGRICULTURE



Marion County – Kentucky

Farms with White Operators Compared with All Farms

Data are not available at this geographic level for farms with White operators.



United States Department of Agriculture
National Agricultural Statistics Service

www.agcensus.usda.gov

