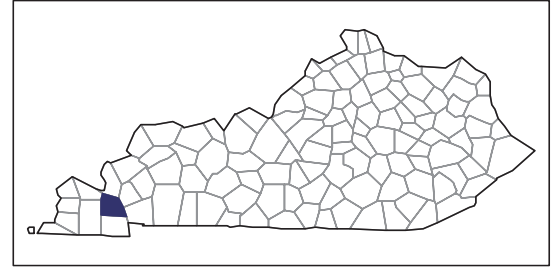


# 2007 CENSUS OF AGRICULTURE



## Marshall County – Kentucky

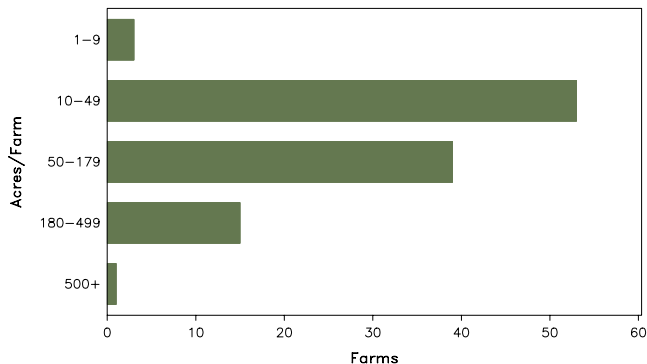
### Farms with Women Principal Operators Compared with All Farms

	Women Principal Operators	All Farms
<b>Number of Farms</b>	111	867
<b>Land in Farms</b>	8,947 acres	97,712 acres
<b>Average Size of Farm</b>	81 acres	113 acres
<b>Market Value of Products Sold</b>	\$286,000	\$30,409,000
Crop Sales	\$55,000	\$8,427,000
Livestock Sales	\$231,000	\$21,982,000
Average Per Farm	\$2,576	\$35,074
<b>Government Payments</b>	\$235,000	\$1,407,000
Average Per Farm Receiving Payments	\$2,801	\$3,147

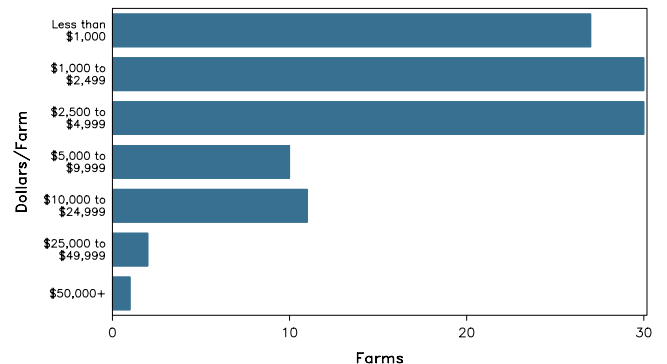
See footnotes on reverse page.

### Farms with Women Principal Operators

Farms by Size



Farms by Economic Size



# 2007 CENSUS OF AGRICULTURE

## Marshall County – Kentucky Farms with Women Principal Operators

### Selected Highlights

Item	Farms	Quantity
<b>MARKET VALUE OF AGRICULTURAL PRODUCTS SOLD (\$1,000)</b>		
Total value of agricultural products sold	111	286
Value of crops including nursery and greenhouse	13	55
Value of livestock, poultry, and their products	20	231
<b>VALUE OF SALES BY COMMODITY GROUP (\$1,000)</b>		
Grains, oilseeds, dry beans, and dry peas	4	14
Tobacco	-	-
Cotton and cottonseed	-	-
Vegetables, melons, potatoes and sweet potatoes	-	-
Fruits, tree nuts, and berries	-	-
Nursery, greenhouse, floriculture, and sod	-	-
Cut Christmas trees and short rotation woody crops	-	-
Other crops and hay	9	42
Poultry and eggs	2	(D)
Cattle and calves	18	(D)
Milk and other dairy products from cows	2	(D)
Hogs and pigs	-	-
Sheep, goats, and their products	2	(D)
Horses, ponies, mules, burros, and donkeys	-	-
Aquaculture	-	-
Other animals and other animal products	-	-
<b>TOP CROP ITEMS (acres)</b>		
Forage - land used for all hay and haylage, grass silage, and greenchop	24	915
Soybeans for beans	2	(D)
<b>TOP LIVESTOCK INVENTORY ITEMS (number)</b>		
Cattle and calves	22	624
Goats, all	4	168
Layers	2	(D)
Horses and ponies	8	26
Rabbits and their pelts	2	(D)

### Operator Characteristics

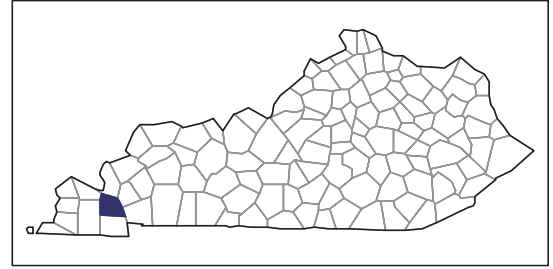
Item	Quantity
Primary occupation:	
Farming	14
Other	97
Days worked off farm:	
None	73
Any	38
Years on present farm:	
2 years or less	1
3 to 4 years	10
5 to 9 years	21
10 years or more	79
Age group:	
Under 45 years	12
45 to 64 years	36
65 years and over	63
Average age of principal operator (years)	66.5

### Economic Characteristics

Item	Quantity
Farms by value of sales:	
Less than \$1,000	82
\$1,000 to \$2,499	7
\$2,500 to \$4,999	6
\$5,000 to \$9,999	10
\$10,000 to \$49,999	5
\$50,000 to \$99,999	1
\$100,000 to \$249,999	-
\$250,000 to \$499,999	-
\$500,000 or more	-
Total farm production expenses (\$1,000)	392
Average per farm (\$)	3,527
Net cash farm income of operation (\$1,000)	149
Average per farm (\$)	1,343
Value of agricultural products sold directly to individuals for human consumption (\$1,000)	(D)
Total organic product sales (\$1,000)	-
Total income from farm-related sources, gross before taxes and expenses (\$1,000)	19

See "Census of Agriculture, Volume 1, Geographic Area Series" for complete footnotes, explanations, definitions, and methodology.  
(D) Cannot be disclosed. (Z) Less than half of the unit shown.

# 2007 CENSUS OF AGRICULTURE



## Marshall County – Kentucky

### Farms with Spanish, Hispanic, or Latino Operators Compared with All Farms

Data are not available at this geographic level for farms with Spanish, Hispanic, or Latino operators.

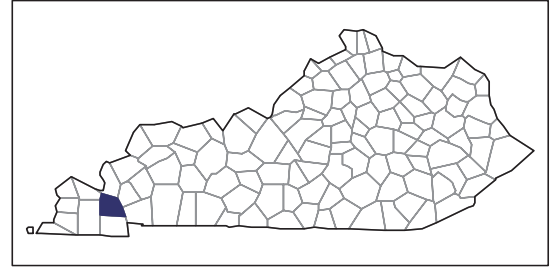


United States Department of Agriculture  
National Agricultural Statistics Service

[www.agcensus.usda.gov](http://www.agcensus.usda.gov)



# 2007 CENSUS OF AGRICULTURE



## Marshall County – Kentucky

### Farms with American Indian or Alaska Native Operators Compared with All Farms

Data are not available at this geographic level for farms with American Indian or Alaska Native operators.

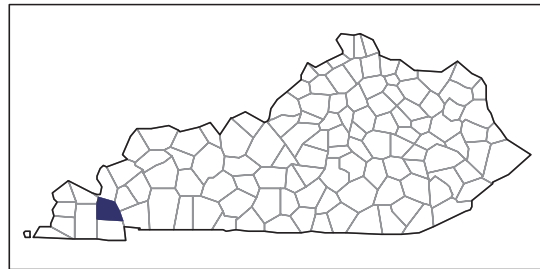


United States Department of Agriculture  
National Agricultural Statistics Service

[www.agcensus.usda.gov](http://www.agcensus.usda.gov)



# 2007 CENSUS OF AGRICULTURE



## Marshall County – Kentucky

### Farms with Asian Operators Compared with All Farms

Data are not available at this geographic level for farms with Asian operators.



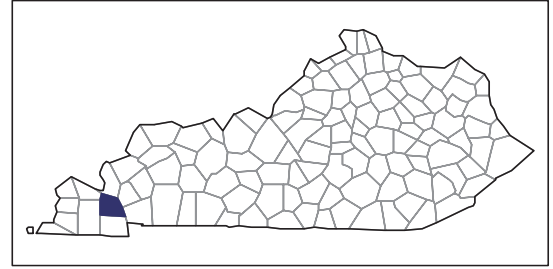
United States Department of Agriculture  
National Agricultural Statistics Service

[www.agcensus.usda.gov](http://www.agcensus.usda.gov)





# 2007 CENSUS OF AGRICULTURE



## Marshall County – Kentucky

### Farms with Black or African American Operators Compared with All Farms

Data are not available at this geographic level for farms with Black or African American operators.

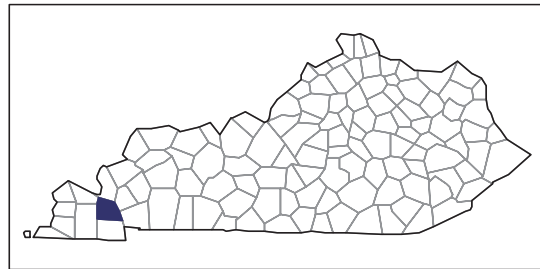


United States Department of Agriculture  
National Agricultural Statistics Service

[www.agcensus.usda.gov](http://www.agcensus.usda.gov)



# 2007 CENSUS OF AGRICULTURE



## Marshall County – Kentucky

### Farms with Native Hawaiian or Other Pacific Islander Operators Compared with All Farms

Data are not available at this geographic level for farms with Native Hawaiian or Other Pacific Islander operators.

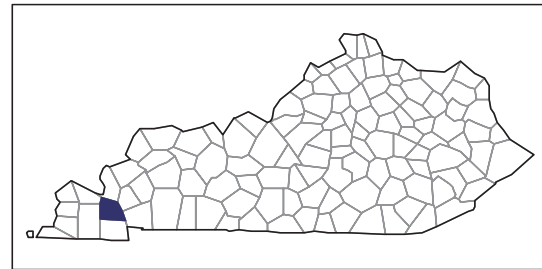


United States Department of Agriculture  
National Agricultural Statistics Service

[www.agcensus.usda.gov](http://www.agcensus.usda.gov)



# 2007 CENSUS OF AGRICULTURE



## Marshall County – Kentucky

### Farms with White Operators Compared with All Farms

Data are not available at this geographic level for farms with White operators.



United States Department of Agriculture  
National Agricultural Statistics Service

[www.agcensus.usda.gov](http://www.agcensus.usda.gov)

