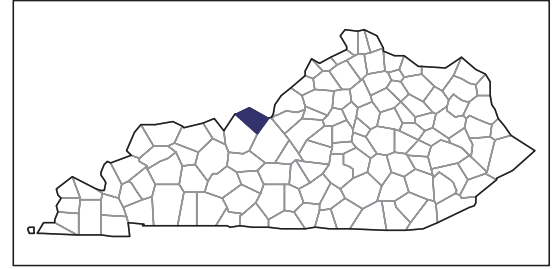


2007 CENSUS OF AGRICULTURE



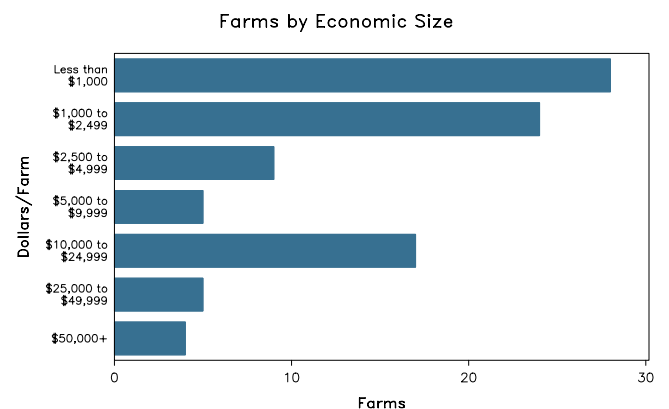
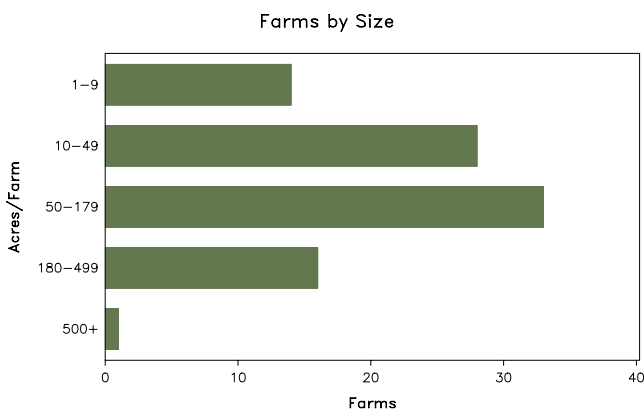
Meade County – Kentucky

Farms with Women Principal Operators Compared with All Farms

	Women Principal Operators	All Farms
Number of Farms	92	887
Land in Farms	9,574 acres	121,448 acres
Average Size of Farm	104 acres	137 acres
Market Value of Products Sold	\$2,551,000	\$28,712,000
Crop Sales	\$174,000	\$12,312,000
Livestock Sales	\$2,378,000	\$16,400,000
Average Per Farm	\$27,730	\$32,370
Government Payments	\$101,000	\$1,213,000
Average Per Farm Receiving Payments	\$2,453	\$2,967

See footnotes on reverse page.

Farms with Women Principal Operators



2007 CENSUS OF AGRICULTURE

Meade County – Kentucky Farms with Women Principal Operators

Selected Highlights

Item	Farms	Quantity
MARKET VALUE OF AGRICULTURAL PRODUCTS SOLD (\$1,000)		
Total value of agricultural products sold	92	2,551
Value of crops including nursery and greenhouse	26	174
Value of livestock, poultry, and their products	47	2,378
VALUE OF SALES BY COMMODITY GROUP (\$1,000)		
Grains, oilseeds, dry beans, and dry peas	4	(D)
Tobacco	1	(D)
Cotton and cottonseed	-	-
Vegetables, melons, potatoes and sweet potatoes	5	23
Fruits, tree nuts, and berries	-	-
Nursery, greenhouse, floriculture, and sod	3	(D)
Cut Christmas trees and short rotation woody crops	1	(D)
Other crops and hay	19	64
Poultry and eggs	10	(D)
Cattle and calves	24	(D)
Milk and other dairy products from cows	2	(D)
Hogs and pigs	2	(D)
Sheep, goats, and their products	7	4
Horses, ponies, mules, burros, and donkeys	11	(D)
Aquaculture	-	-
Other animals and other animal products	4	1
TOP CROP ITEMS (acres)		
Forage - land used for all hay and haylage, grass silage, and greenchop	36	1,382
Soybeans for beans	4	221
Rye for grain	1	(D)
Corn for grain	1	(D)
Cut Christmas trees	1	(D)
TOP LIVESTOCK INVENTORY ITEMS (number)		
Broilers and other meat-type chickens	2	(D)
Cattle and calves	26	942
Layers	14	228
Horses and ponies	30	200
Goats, all	6	106

Operator Characteristics

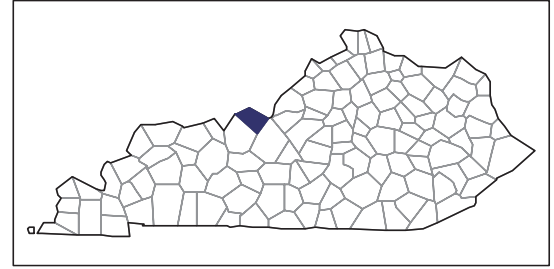
Item	Quantity
Primary occupation:	
Farming	31
Other	61
Days worked off farm:	
None	38
Any	54
Years on present farm:	
2 years or less	4
3 to 4 years	11
5 to 9 years	26
10 years or more	51
Age group:	
Under 45 years	12
45 to 64 years	43
65 years and over	37
Average age of principal operator (years)	59.7

Economic Characteristics

Item	Quantity
Farms by value of sales:	
Less than \$1,000	41
\$1,000 to \$2,499	16
\$2,500 to \$4,999	6
\$5,000 to \$9,999	4
\$10,000 to \$49,999	22
\$50,000 to \$99,999	1
\$100,000 to \$249,999	-
\$250,000 to \$499,999	-
\$500,000 or more	2
Total farm production expenses (\$1,000)	2,200
Average per farm (\$)	23,911
Net cash farm income of operation (\$1,000)	552
Average per farm (\$)	6,005
Value of agricultural products sold directly to individuals for human consumption (\$1,000)	(D)
Total organic product sales (\$1,000)	(D)
Total income from farm-related sources, gross before taxes and expenses (\$1,000)	101

See "Census of Agriculture, Volume 1, Geographic Area Series" for complete footnotes, explanations, definitions, and methodology.
(D) Cannot be disclosed. (Z) Less than half of the unit shown.

2007 CENSUS OF AGRICULTURE



Meade County – Kentucky

Farms with Spanish, Hispanic, or Latino Operators Compared with All Farms

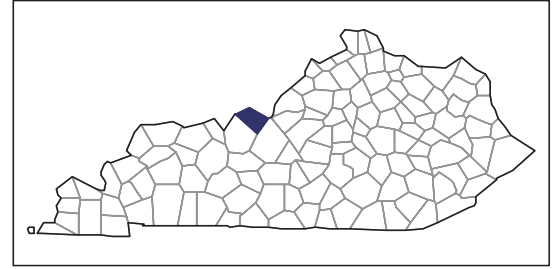
Data are not available at this geographic level for farms with Spanish, Hispanic, or Latino operators.



United States Department of Agriculture
National Agricultural Statistics Service

www.agcensus.usda.gov

2007 CENSUS OF AGRICULTURE



Meade County – Kentucky

Farms with American Indian or Alaska Native Operators Compared with All Farms

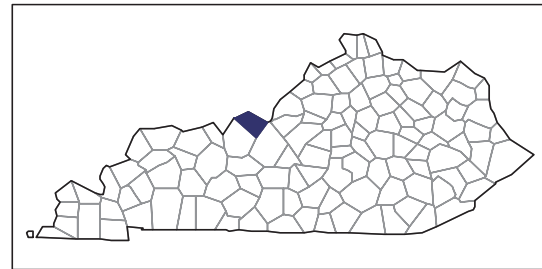
Data are not available at this geographic level for farms with American Indian or Alaska Native operators.



United States Department of Agriculture
National Agricultural Statistics Service

www.agcensus.usda.gov

2007 CENSUS OF AGRICULTURE



Meade County – Kentucky

Farms with Asian Operators Compared with All Farms

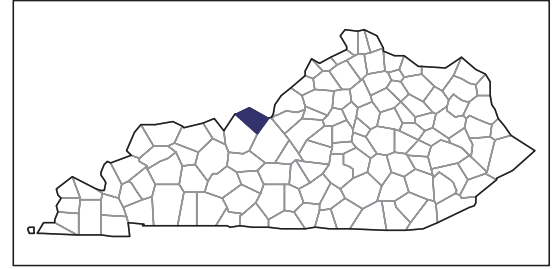
Data are not available at this geographic level for farms with Asian operators.



United States Department of Agriculture
National Agricultural Statistics Service

www.agcensus.usda.gov

2007 CENSUS OF AGRICULTURE



Meade County – Kentucky

Farms with Black or African American Operators Compared with All Farms

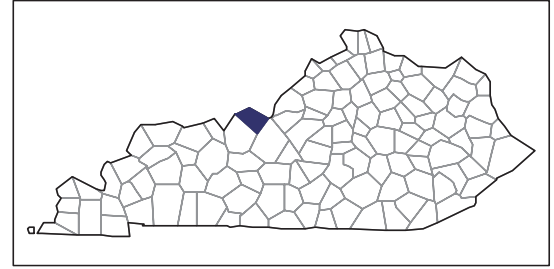
Data are not available at this geographic level for farms with Black or African American operators.



United States Department of Agriculture
National Agricultural Statistics Service

www.agcensus.usda.gov

2007 CENSUS OF AGRICULTURE



Meade County – Kentucky

Farms with Native Hawaiian or Other Pacific Islander Operators Compared with All Farms

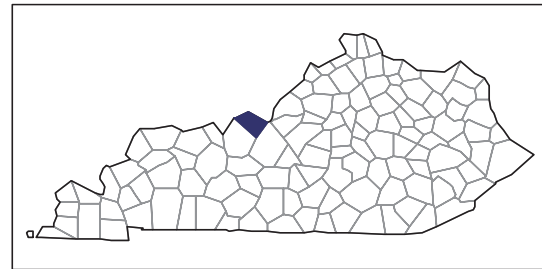
Data are not available at this geographic level for farms with Native Hawaiian or Other Pacific Islander operators.



United States Department of Agriculture
National Agricultural Statistics Service

www.agcensus.usda.gov

2007 CENSUS OF AGRICULTURE



Meade County – Kentucky

Farms with White Operators Compared with All Farms

Data are not available at this geographic level for farms with White operators.



United States Department of Agriculture
National Agricultural Statistics Service

www.agcensus.usda.gov

