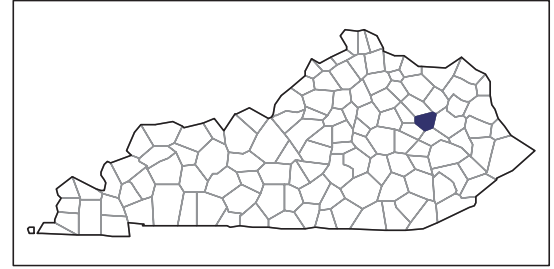


2007 CENSUS OF AGRICULTURE



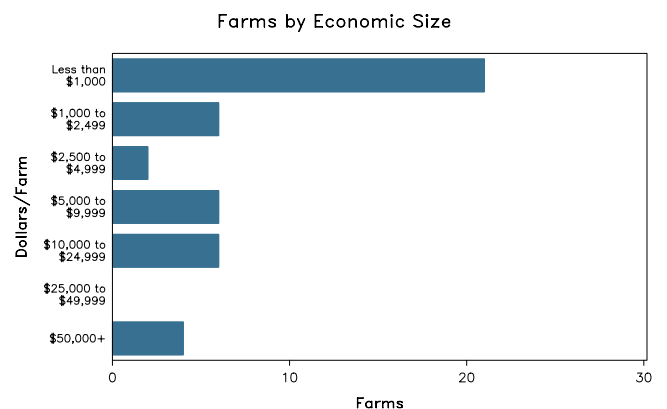
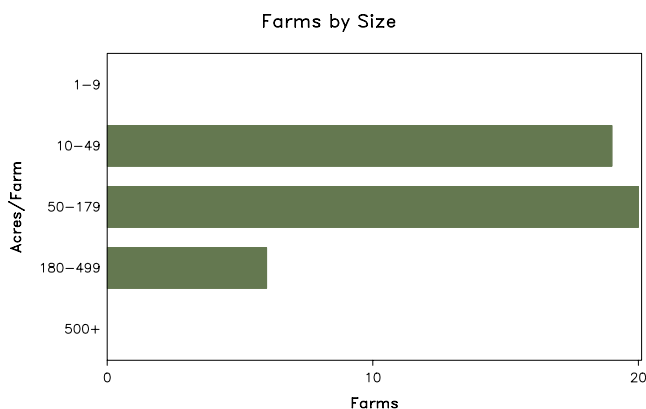
Menifee County – Kentucky

Farms with Women Principal Operators Compared with All Farms

	Women Principal Operators	All Farms
Number of Farms	45	331
Land in Farms	3,601 acres	43,110 acres
Average Size of Farm	80 acres	130 acres
Market Value of Products Sold	\$444,000	\$2,699,000
Crop Sales	\$160,000	\$931,000
Livestock Sales	\$284,000	\$1,767,000
Average Per Farm	\$9,859	\$8,153
Government Payments	(D)	\$106,000
Average Per Farm Receiving Payments	(D)	\$1,795

See footnotes on reverse page.

Farms with Women Principal Operators



2007 CENSUS OF AGRICULTURE

Menifee County – Kentucky Farms with Women Principal Operators

Selected Highlights

Item	Farms	Quantity
MARKET VALUE OF AGRICULTURAL PRODUCTS SOLD (\$1,000)		
Total value of agricultural products sold	45	444
Value of crops including nursery and greenhouse	19	160
Value of livestock, poultry, and their products	27	284
VALUE OF SALES BY COMMODITY GROUP (\$1,000)		
Grains, oilseeds, dry beans, and dry peas	2	(D)
Tobacco	6	(D)
Cotton and cottonseed	-	-
Vegetables, melons, potatoes and sweet potatoes	1	(D)
Fruits, tree nuts, and berries	-	-
Nursery, greenhouse, floriculture, and sod	-	-
Cut Christmas trees and short rotation woody crops	-	-
Other crops and hay	12	83
Poultry and eggs	3	1
Cattle and calves	19	229
Milk and other dairy products from cows	3	45
Hogs and pigs	-	-
Sheep, goats, and their products	-	-
Horses, ponies, mules, burros, and donkeys	5	8
Aquaculture	-	-
Other animals and other animal products	-	-
TOP CROP ITEMS (acres)		
Forage - land used for all hay and haylage, grass silage, and greenchop	23	784
Tobacco	6	20
Corn for grain	2	(D)
Vegetables harvested for sale	1	(D)
Beans, snap	1	(D)
TOP LIVESTOCK INVENTORY ITEMS (number)		
Cattle and calves	27	635
Horses and ponies	26	209
Layers	3	68
Pullets for laying flock replacement	1	(D)
Mules, burros, and donkeys	3	6

Operator Characteristics

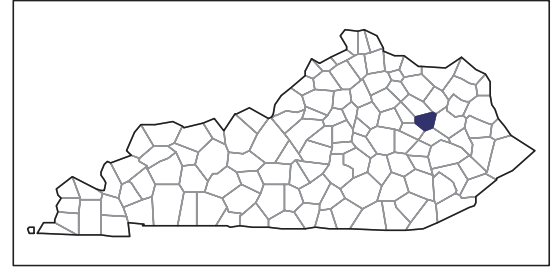
Item	Quantity
Primary occupation:	
Farming	14
Other	31
Days worked off farm:	
None	4
Any	41
Years on present farm:	
2 years or less	3
3 to 4 years	-
5 to 9 years	16
10 years or more	26
Age group:	
Under 45 years	11
45 to 64 years	29
65 years and over	5
Average age of principal operator (years)	51.7

Economic Characteristics

Item	Quantity
Farms by value of sales:	
Less than \$1,000	21
\$1,000 to \$2,499	6
\$2,500 to \$4,999	2
\$5,000 to \$9,999	6
\$10,000 to \$49,999	6
\$50,000 to \$99,999	4
\$100,000 to \$249,999	-
\$250,000 to \$499,999	-
\$500,000 or more	-
Total farm production expenses (\$1,000)	466
Average per farm (\$)	10,355
Net cash farm income of operation (\$1,000)	3
Average per farm (\$)	76
Value of agricultural products sold directly to individuals for human consumption (\$1,000)	(D)
Total organic product sales (\$1,000)	-
Total income from farm-related sources, gross before taxes and expenses (\$1,000)	18

See "Census of Agriculture, Volume 1, Geographic Area Series" for complete footnotes, explanations, definitions, and methodology.
(D) Cannot be disclosed. (Z) Less than half of the unit shown.

2007 CENSUS OF AGRICULTURE



Menifee County – Kentucky

Farms with Spanish, Hispanic, or Latino Operators Compared with All Farms

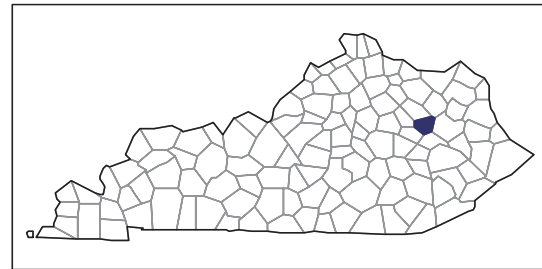
Data are not available at this geographic level for farms with Spanish, Hispanic, or Latino operators.



United States Department of Agriculture
National Agricultural Statistics Service

www.agcensus.usda.gov

2007 CENSUS OF AGRICULTURE



Menifee County – Kentucky

Farms with American Indian or Alaska Native Operators Compared with All Farms

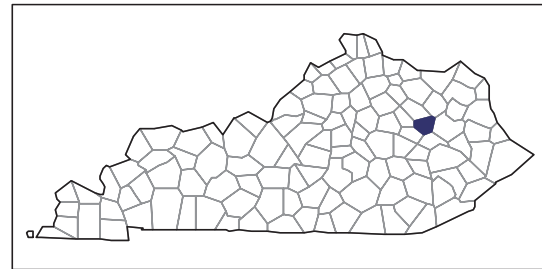
Data are not available at this geographic level for farms with American Indian or Alaska Native operators.



United States Department of Agriculture
National Agricultural Statistics Service

www.agcensus.usda.gov

2007 CENSUS *OF* AGRICULTURE



Menifee County – Kentucky

Farms with Asian Operators Compared with All Farms

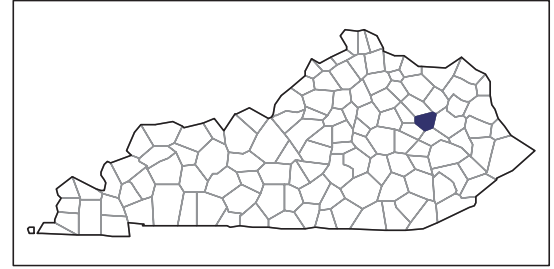
Data are not available at this geographic level for farms with Asian operators.



United States Department of Agriculture
National Agricultural Statistics Service

www.agcensus.usda.gov

2007 CENSUS OF AGRICULTURE



Menifee County – Kentucky

Farms with Black or African American Operators Compared with All Farms

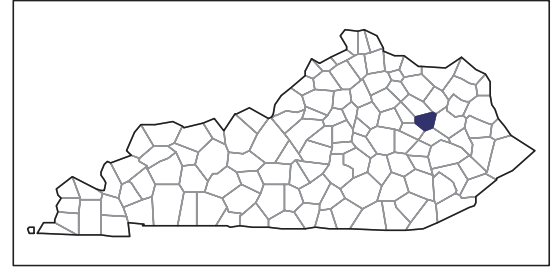
Data are not available at this geographic level for farms with Black or African American operators.



United States Department of Agriculture
National Agricultural Statistics Service

www.agcensus.usda.gov

2007 CENSUS OF AGRICULTURE



Menifee County – Kentucky

Farms with Native Hawaiian or Other Pacific Islander Operators Compared with All Farms

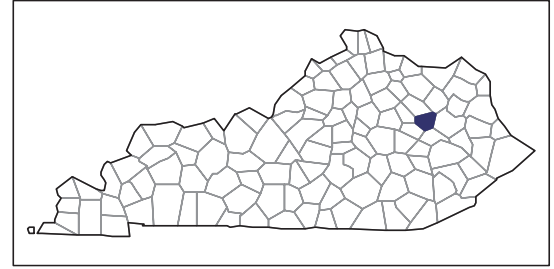
Data are not available at this geographic level for farms with Native Hawaiian or Other Pacific Islander operators.



United States Department of Agriculture
National Agricultural Statistics Service

www.agcensus.usda.gov

2007 CENSUS OF AGRICULTURE



Menifee County – Kentucky

Farms with White Operators Compared with All Farms

Data are not available at this geographic level for farms with White operators.



United States Department of Agriculture
National Agricultural Statistics Service

www.agcensus.usda.gov

