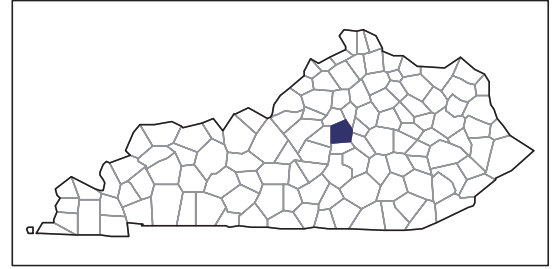


2007 CENSUS OF AGRICULTURE



Mercer County – Kentucky

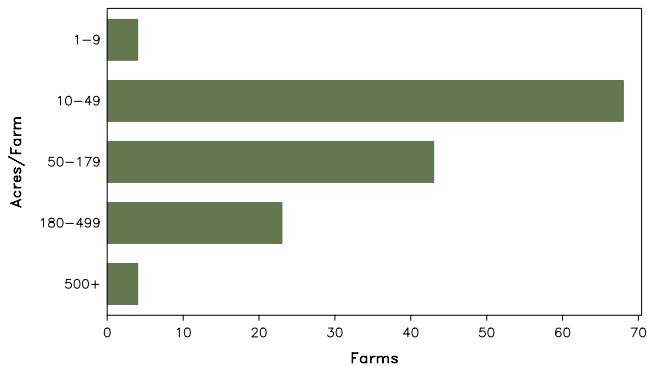
Farms with Women Principal Operators Compared with All Farms

	Women Principal Operators	All Farms
Number of Farms	142	1,111
Land in Farms	13,115 acres	141,437 acres
Average Size of Farm	92 acres	127 acres
Market Value of Products Sold	\$4,128,000	\$43,179,000
Crop Sales	\$693,000	\$5,333,000
Livestock Sales	\$3,436,000	\$37,845,000
Average Per Farm	\$29,072	\$38,865
Government Payments	\$204,000	\$1,173,000
Average Per Farm Receiving Payments	\$6,576	\$4,511

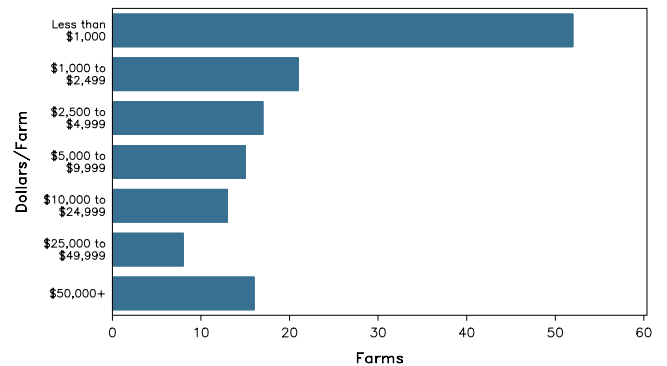
See footnotes on reverse page.

Farms with Women Principal Operators

Farms by Size



Farms by Economic Size



2007 CENSUS OF AGRICULTURE

Mercer County – Kentucky Farms with Women Principal Operators

Selected Highlights

Item	Farms	Quantity
MARKET VALUE OF AGRICULTURAL PRODUCTS SOLD (\$1,000)		
Total value of agricultural products sold	142	4,128
Value of crops including nursery and greenhouse	49	693
Value of livestock, poultry, and their products	81	3,436
VALUE OF SALES BY COMMODITY GROUP (\$1,000)		
Grains, oilseeds, dry beans, and dry peas	2	(D)
Tobacco	7	259
Cotton and cottonseed	-	-
Vegetables, melons, potatoes and sweet potatoes	7	21
Fruits, tree nuts, and berries	2	(D)
Nursery, greenhouse, floriculture, and sod	2	(D)
Cut Christmas trees and short rotation woody crops	-	-
Other crops and hay	32	62
Poultry and eggs	11	4
Cattle and calves	44	2,814
Milk and other dairy products from cows	-	-
Hogs and pigs	-	-
Sheep, goats, and their products	11	155
Horses, ponies, mules, burros, and donkeys	22	463
Aquaculture	-	-
Other animals and other animal products	-	-
TOP CROP ITEMS (acres)		
Forage - land used for all hay and haylage, grass silage, and greenchop	71	2,904
Soybeans for beans	2	(D)
Tobacco	7	68
Vegetables harvested for sale	7	9
Beans, snap	6	1
TOP LIVESTOCK INVENTORY ITEMS (number)		
Cattle and calves	53	4,868
Goats, all	19	829
Horses and ponies	69	631
Layers	9	192
Sheep and lambs	4	56

Operator Characteristics

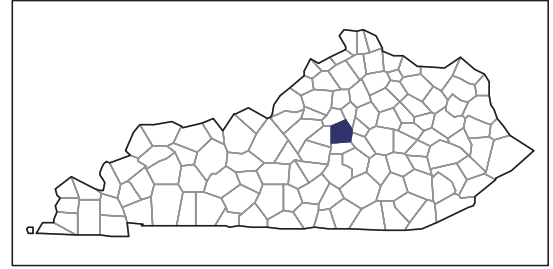
Item	Quantity
Primary occupation:	
Farming	67
Other	75
Days worked off farm:	
None	67
Any	75
Years on present farm:	
2 years or less	16
3 to 4 years	14
5 to 9 years	30
10 years or more	82
Age group:	
Under 45 years	27
45 to 64 years	75
65 years and over	40
Average age of principal operator (years)	56.2

Economic Characteristics

Item	Quantity
Farms by value of sales:	
Less than \$1,000	54
\$1,000 to \$2,499	21
\$2,500 to \$4,999	15
\$5,000 to \$9,999	16
\$10,000 to \$49,999	20
\$50,000 to \$99,999	3
\$100,000 to \$249,999	5
\$250,000 to \$499,999	8
\$500,000 or more	-
Total farm production expenses (\$1,000)	5,416
Average per farm (\$)	38,138
Net cash farm income of operation (\$1,000)	-618
Average per farm (\$)	-4,351
Value of agricultural products sold directly to individuals for human consumption (\$1,000)	21
Total organic product sales (\$1,000)	-
Total income from farm-related sources, gross before taxes and expenses (\$1,000)	466

See "Census of Agriculture, Volume 1, Geographic Area Series" for complete footnotes, explanations, definitions, and methodology.
(D) Cannot be disclosed. (Z) Less than half of the unit shown.

2007 CENSUS OF AGRICULTURE



Mercer County – Kentucky

Farms with Spanish, Hispanic, or Latino Operators Compared with All Farms

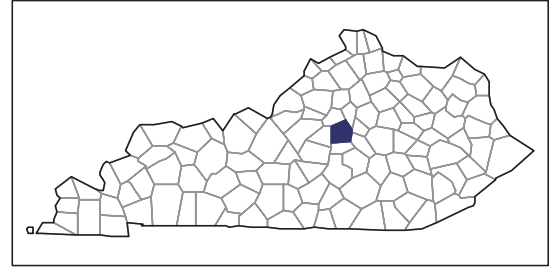
Data are not available at this geographic level for farms with Spanish, Hispanic, or Latino operators.



United States Department of Agriculture
National Agricultural Statistics Service

www.agcensus.usda.gov

2007 CENSUS OF AGRICULTURE



Mercer County – Kentucky

Farms with American Indian or Alaska Native Operators Compared with All Farms

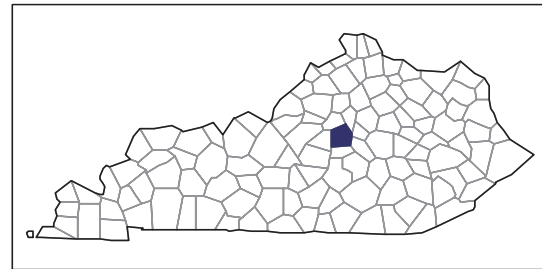
Data are not available at this geographic level for farms with American Indian or Alaska Native operators.



United States Department of Agriculture
National Agricultural Statistics Service

www.agcensus.usda.gov

2007 CENSUS OF AGRICULTURE



Mercer County – Kentucky

**Farms with Asian Operators
Compared with All Farms**

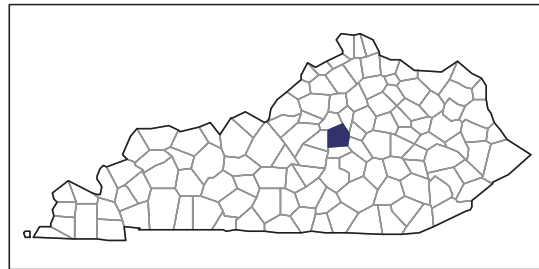
Data are not available at this geographic level for farms with Asian operators.



United States Department of Agriculture
National Agricultural Statistics Service

www.agcensus.usda.gov

2007 CENSUS OF AGRICULTURE



Mercer County – Kentucky

Farms with Black or African American Operators Compared with All Farms

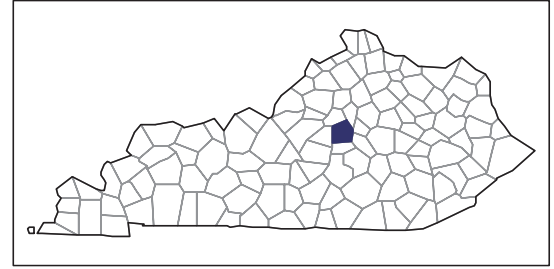
Data are not available at this geographic level for farms with Black or African American operators.



United States Department of Agriculture
National Agricultural Statistics Service

www.agcensus.usda.gov

2007 CENSUS OF AGRICULTURE



Mercer County – Kentucky

Farms with Native Hawaiian or Other Pacific Islander Operators Compared with All Farms

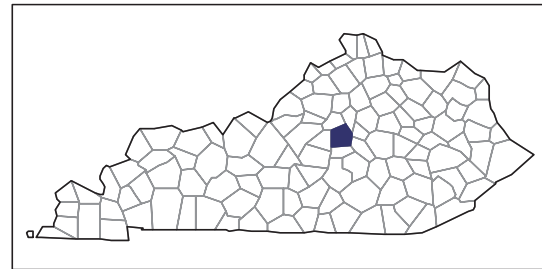
Data are not available at this geographic level for farms with Native Hawaiian or Other Pacific Islander operators.



United States Department of Agriculture
National Agricultural Statistics Service

www.agcensus.usda.gov

2007 CENSUS OF AGRICULTURE



Mercer County – Kentucky

Farms with White Operators Compared with All Farms

Data are not available at this geographic level for farms with White operators.



United States Department of Agriculture
National Agricultural Statistics Service

www.agcensus.usda.gov

