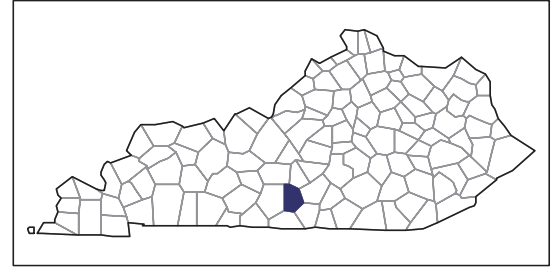


2007 CENSUS OF AGRICULTURE



Metcalfe County – Kentucky

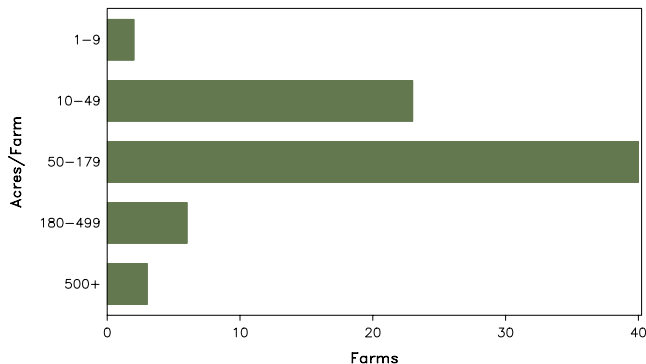
Farms with Women Principal Operators Compared with All Farms

	Women Principal Operators	All Farms
Number of Farms	74	964
Land in Farms	9,859 acres	149,491 acres
Average Size of Farm	133 acres	155 acres
Market Value of Products Sold	\$1,640,000	\$33,362,000
Crop Sales	\$468,000	\$6,361,000
Livestock Sales	\$1,172,000	\$27,001,000
Average Per Farm	\$22,167	\$34,608
Government Payments	\$52,000	\$708,000
Average Per Farm Receiving Payments	\$1,944	\$2,046

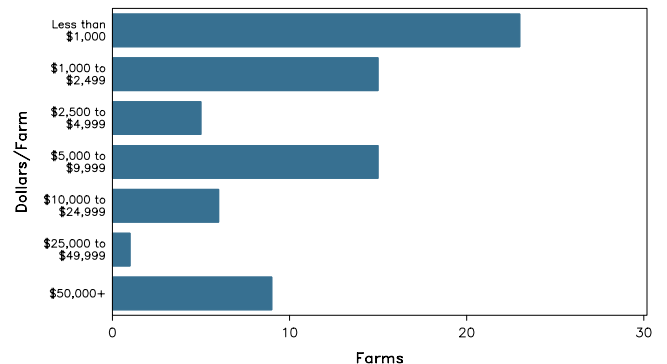
See footnotes on reverse page.

Farms with Women Principal Operators

Farms by Size



Farms by Economic Size



2007 CENSUS OF AGRICULTURE

Metcalfe County – Kentucky Farms with Women Principal Operators

Selected Highlights

Item	Farms	Quantity
MARKET VALUE OF AGRICULTURAL PRODUCTS SOLD (\$1,000)		
Total value of agricultural products sold	74	1,640
Value of crops including nursery and greenhouse	27	468
Value of livestock, poultry, and their products	42	1,172
VALUE OF SALES BY COMMODITY GROUP (\$1,000)		
Grains, oilseeds, dry beans, and dry peas	2	(D)
Tobacco	4	(D)
Cotton and cottonseed	-	-
Vegetables, melons, potatoes and sweet potatoes	2	(D)
Fruits, tree nuts, and berries	-	-
Nursery, greenhouse, floriculture, and sod	4	251
Cut Christmas trees and short rotation woody crops	-	-
Other crops and hay	21	172
Poultry and eggs	8	9
Cattle and calves	32	940
Milk and other dairy products from cows	7	214
Hogs and pigs	2	(D)
Sheep, goats, and their products	3	(D)
Horses, ponies, mules, burros, and donkeys	4	6
Aquaculture	-	-
Other animals and other animal products	-	-
TOP CROP ITEMS (acres)		
Forage - land used for all hay and haylage, grass silage, and greenchop	47	1,948
Soybeans for beans	2	(D)
Wheat for grain, all	2	(D)
Corn for silage or greenchop	1	(D)
Land in berries	6	24
TOP LIVESTOCK INVENTORY ITEMS (number)		
Cattle and calves	47	2,115
Pullets for laying flock replacement	2	(D)
Broilers and other meat-type chickens	2	(D)
Layers	9	186
Horses and ponies	22	154

Operator Characteristics

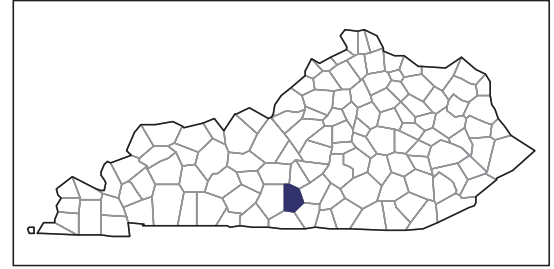
Item	Quantity
Primary occupation:	
Farming	31
Other	43
Days worked off farm:	
None	32
Any	42
Years on present farm:	
2 years or less	3
3 to 4 years	4
5 to 9 years	15
10 years or more	52
Age group:	
Under 45 years	7
45 to 64 years	45
65 years and over	22
Average age of principal operator (years)	58.0

Economic Characteristics

Item	Quantity
Farms by value of sales:	
Less than \$1,000	26
\$1,000 to \$2,499	12
\$2,500 to \$4,999	8
\$5,000 to \$9,999	12
\$10,000 to \$49,999	7
\$50,000 to \$99,999	6
\$100,000 to \$249,999	2
\$250,000 to \$499,999	-
\$500,000 or more	1
Total farm production expenses (\$1,000)	1,623
Average per farm (\$)	21,934
Net cash farm income of operation (\$1,000)	165
Average per farm (\$)	2,231
Value of agricultural products sold directly to individuals for human consumption (\$1,000)	10
Total organic product sales (\$1,000)	-
Total income from farm-related sources, gross before taxes and expenses (\$1,000)	95

See "Census of Agriculture, Volume 1, Geographic Area Series" for complete footnotes, explanations, definitions, and methodology.
(D) Cannot be disclosed. (Z) Less than half of the unit shown.

2007 CENSUS OF AGRICULTURE



Metcalfe County – Kentucky

Farms with Spanish, Hispanic, or Latino Operators Compared with All Farms

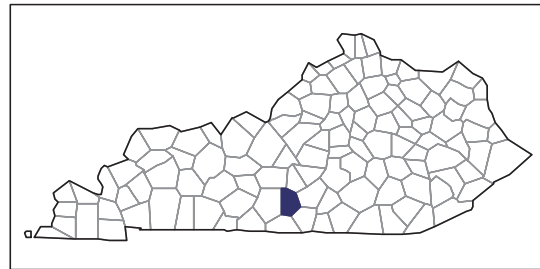
Data are not available at this geographic level for farms with Spanish, Hispanic, or Latino operators.



United States Department of Agriculture
National Agricultural Statistics Service

www.agcensus.usda.gov

2007 CENSUS OF AGRICULTURE



Metcalfe County – Kentucky

Farms with American Indian or Alaska Native Operators Compared with All Farms

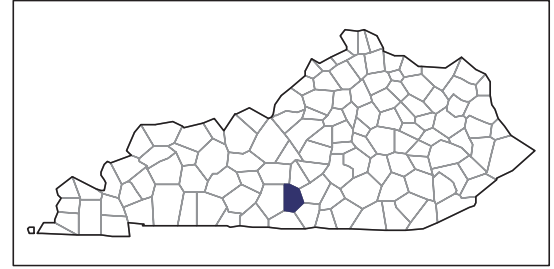
Data are not available at this geographic level for farms with American Indian or Alaska Native operators.



United States Department of Agriculture
National Agricultural Statistics Service

www.agcensus.usda.gov

2007 CENSUS OF AGRICULTURE



Metcalfe County – Kentucky

Farms with Asian Operators Compared with All Farms

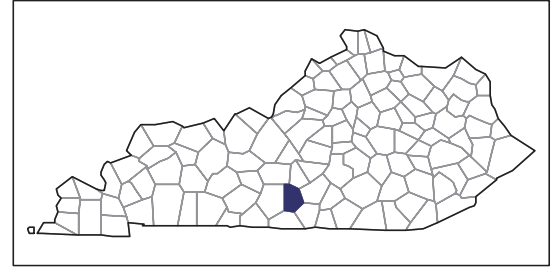
Data are not available at this geographic level for farms with Asian operators.



United States Department of Agriculture
National Agricultural Statistics Service

www.agcensus.usda.gov

2007 CENSUS OF AGRICULTURE



Metcalfe County – Kentucky

Farms with Black or African American Operators Compared with All Farms

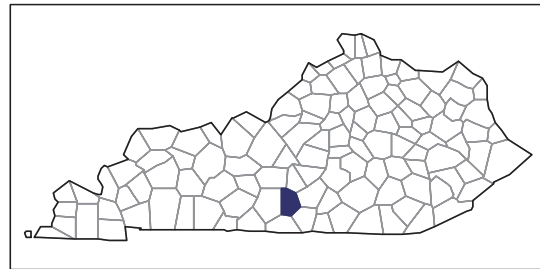
Data are not available at this geographic level for farms with Black or African American operators.



United States Department of Agriculture
National Agricultural Statistics Service

www.agcensus.usda.gov

2007 CENSUS OF AGRICULTURE



Metcalfe County – Kentucky

Farms with Native Hawaiian or Other Pacific Islander Operators Compared with All Farms

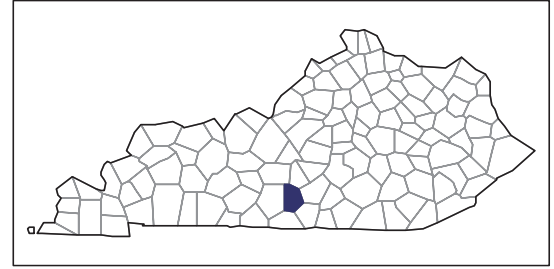
Data are not available at this geographic level for farms with Native Hawaiian or Other Pacific Islander operators.



United States Department of Agriculture
National Agricultural Statistics Service

www.agcensus.usda.gov

2007 CENSUS OF AGRICULTURE



Metcalfe County – Kentucky

Farms with White Operators Compared with All Farms

Data are not available at this geographic level for farms with White operators.



United States Department of Agriculture
National Agricultural Statistics Service

www.agcensus.usda.gov

