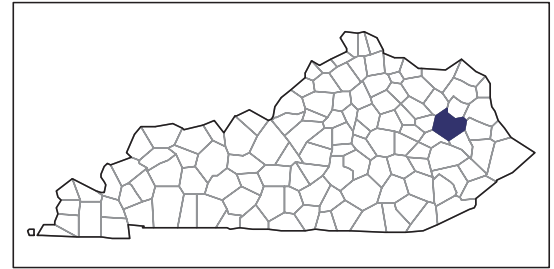


# 2007 CENSUS OF AGRICULTURE



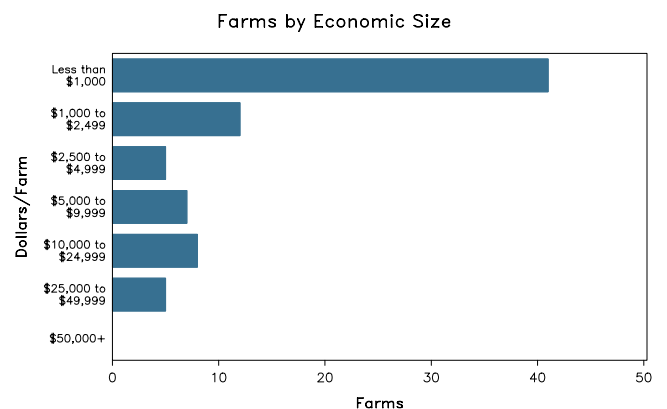
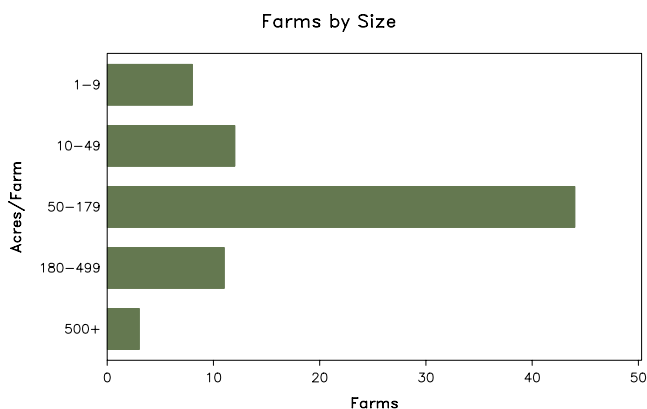
## Morgan County – Kentucky

### Farms with Women Principal Operators Compared with All Farms

	Women Principal Operators	All Farms
<b>Number of Farms</b>	78	795
<b>Land in Farms</b>	8,797 acres	136,303 acres
<b>Average Size of Farm</b>	113 acres	171 acres
<b>Market Value of Products Sold</b>	\$370,000	\$6,770,000
Crop Sales	\$280,000	\$3,186,000
Livestock Sales	\$90,000	\$3,584,000
Average Per Farm	\$4,745	\$8,516
<b>Government Payments</b>	\$8,000	\$172,000
Average Per Farm Receiving Payments	\$960	\$1,060

See footnotes on reverse page.

### Farms with Women Principal Operators



# 2007 CENSUS OF AGRICULTURE

## Morgan County – Kentucky Farms with Women Principal Operators

### Selected Highlights

Item	Farms	Quantity
<b>MARKET VALUE OF AGRICULTURAL PRODUCTS SOLD (\$1,000)</b>		
Total value of agricultural products sold	78	370
Value of crops including nursery and greenhouse	28	280
Value of livestock, poultry, and their products	23	90
<b>VALUE OF SALES BY COMMODITY GROUP (\$1,000)</b>		
Grains, oilseeds, dry beans, and dry peas	1	(D)
Tobacco	8	123
Cotton and cottonseed	-	-
Vegetables, melons, potatoes and sweet potatoes	4	(D)
Fruits, tree nuts, and berries	-	-
Nursery, greenhouse, floriculture, and sod	-	-
Cut Christmas trees and short rotation woody crops	-	-
Other crops and hay	16	81
Poultry and eggs	-	-
Cattle and calves	16	72
Milk and other dairy products from cows	3	9
Hogs and pigs	-	-
Sheep, goats, and their products	-	-
Horses, ponies, mules, burros, and donkeys	7	9
Aquaculture	-	-
Other animals and other animal products	-	-
<b>TOP CROP ITEMS (acres)</b>		
Forage - land used for all hay and haylage, grass silage, and greenchop	40	1,129
Vegetables harvested for sale	4	63
Tobacco	8	41
Pumpkins	3	36
Tomatoes in the open	4	11
<b>TOP LIVESTOCK INVENTORY ITEMS (number)</b>		
Cattle and calves	27	500
Goats, all	4	162
Horses and ponies	27	147
Sheep and lambs	2	(D)
Layers	1	(D)

### Operator Characteristics

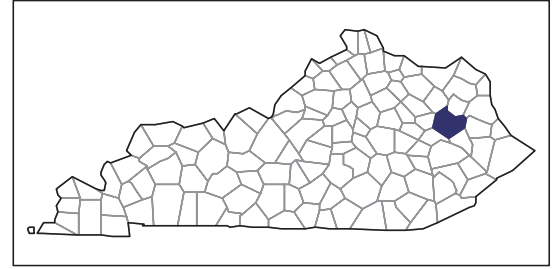
Item	Quantity
Primary occupation:	
Farming	22
Other	56
Days worked off farm:	
None	30
Any	48
Years on present farm:	
2 years or less	11
3 to 4 years	6
5 to 9 years	25
10 years or more	36
Age group:	
Under 45 years	16
45 to 64 years	39
65 years and over	23
Average age of principal operator (years)	58.1

### Economic Characteristics

Item	Quantity
Farms by value of sales:	
Less than \$1,000	43
\$1,000 to \$2,499	10
\$2,500 to \$4,999	5
\$5,000 to \$9,999	7
\$10,000 to \$49,999	13
\$50,000 to \$99,999	-
\$100,000 to \$249,999	-
\$250,000 to \$499,999	-
\$500,000 or more	-
Total farm production expenses (\$1,000)	603
Average per farm (\$)	7,732
Net cash farm income of operation (\$1,000)	-185
Average per farm (\$)	-2,375
Value of agricultural products sold directly to individuals for human consumption (\$1,000)	(D)
Total organic product sales (\$1,000)	-
Total income from farm-related sources, gross before taxes and expenses (\$1,000)	40

See "Census of Agriculture, Volume 1, Geographic Area Series" for complete footnotes, explanations, definitions, and methodology.  
(D) Cannot be disclosed. (Z) Less than half of the unit shown.

# 2007 CENSUS OF AGRICULTURE



## Morgan County – Kentucky

### Farms with Spanish, Hispanic, or Latino Operators Compared with All Farms

Data are not available at this geographic level for farms with Spanish, Hispanic, or Latino operators.

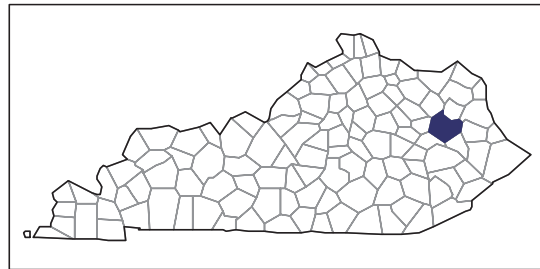


United States Department of Agriculture  
National Agricultural Statistics Service

[www.agcensus.usda.gov](http://www.agcensus.usda.gov)



# 2007 CENSUS OF AGRICULTURE



## Morgan County – Kentucky

### Farms with American Indian or Alaska Native Operators Compared with All Farms

Data are not available at this geographic level for farms with American Indian or Alaska Native operators.

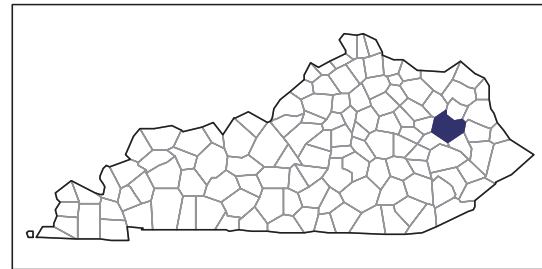


United States Department of Agriculture  
National Agricultural Statistics Service

[www.agcensus.usda.gov](http://www.agcensus.usda.gov)



# 2007 CENSUS OF AGRICULTURE



## Morgan County – Kentucky

### Farms with Asian Operators Compared with All Farms

Data are not available at this geographic level for farms with Asian operators.



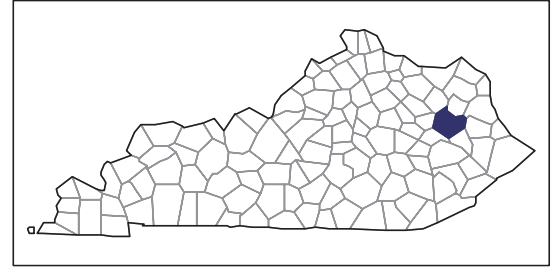
United States Department of Agriculture  
National Agricultural Statistics Service

[www.agcensus.usda.gov](http://www.agcensus.usda.gov)





# 2007 CENSUS OF AGRICULTURE



## Morgan County – Kentucky

### Farms with Black or African American Operators Compared with All Farms

Data are not available at this geographic level for farms with Black or African American operators.

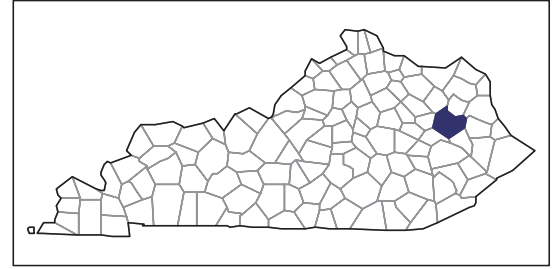


United States Department of Agriculture  
National Agricultural Statistics Service

[www.agcensus.usda.gov](http://www.agcensus.usda.gov)



# 2007 CENSUS OF AGRICULTURE



## Morgan County – Kentucky

### Farms with Native Hawaiian or Other Pacific Islander Operators Compared with All Farms

Data are not available at this geographic level for farms with Native Hawaiian or Other Pacific Islander operators.

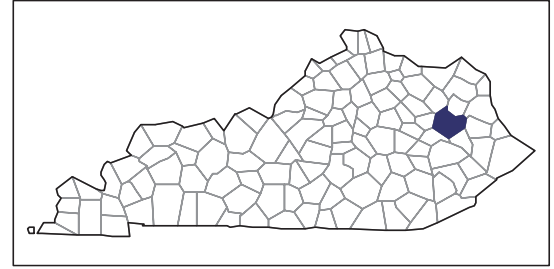


United States Department of Agriculture  
National Agricultural Statistics Service

[www.agcensus.usda.gov](http://www.agcensus.usda.gov)



# 2007 CENSUS OF AGRICULTURE



## Morgan County – Kentucky

### Farms with White Operators Compared with All Farms

Data are not available at this geographic level for farms with White operators.



United States Department of Agriculture  
National Agricultural Statistics Service

[www.agcensus.usda.gov](http://www.agcensus.usda.gov)

