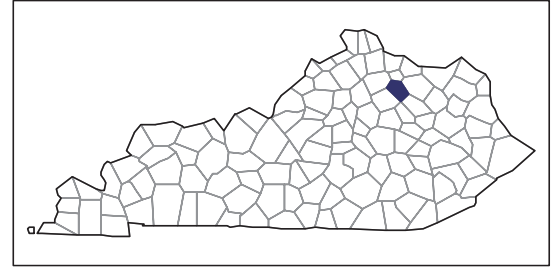


# 2007 CENSUS OF AGRICULTURE



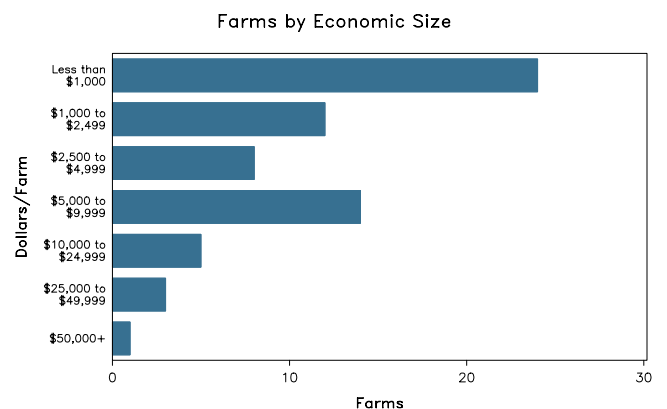
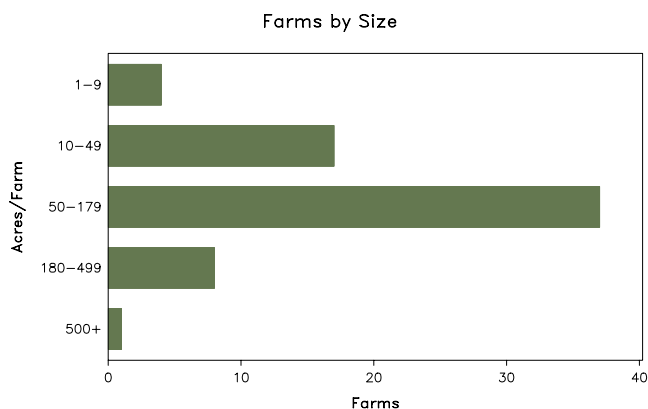
## Nicholas County – Kentucky

### Farms with Women Principal Operators Compared with All Farms

	Women Principal Operators	All Farms
<b>Number of Farms</b>	67	603
<b>Land in Farms</b>	6,023 acres	110,198 acres
<b>Average Size of Farm</b>	90 acres	183 acres
<b>Market Value of Products Sold</b>	\$520,000	\$15,718,000
Crop Sales	\$135,000	\$6,702,000
Livestock Sales	\$385,000	\$9,016,000
Average Per Farm	\$7,760	\$26,066
<b>Government Payments</b>	\$5,000	\$226,000
Average Per Farm Receiving Payments	\$503	\$2,458

See footnotes on reverse page.

### Farms with Women Principal Operators



# 2007 CENSUS OF AGRICULTURE

## Nicholas County – Kentucky Farms with Women Principal Operators

### Selected Highlights

Item	Farms	Quantity
<b>MARKET VALUE OF AGRICULTURAL PRODUCTS SOLD (\$1,000)</b>		
Total value of agricultural products sold	67	520
Value of crops including nursery and greenhouse	23	135
Value of livestock, poultry, and their products	38	385
<b>VALUE OF SALES BY COMMODITY GROUP (\$1,000)</b>		
Grains, oilseeds, dry beans, and dry peas	4	(D)
Tobacco	6	66
Cotton and cottonseed	-	-
Vegetables, melons, potatoes and sweet potatoes	-	-
Fruits, tree nuts, and berries	3	(D)
Nursery, greenhouse, floriculture, and sod	4	16
Cut Christmas trees and short rotation woody crops	-	-
Other crops and hay	10	42
Poultry and eggs	7	(D)
Cattle and calves	26	(D)
Milk and other dairy products from cows	1	(D)
Hogs and pigs	1	(D)
Sheep, goats, and their products	10	29
Horses, ponies, mules, burros, and donkeys	5	(D)
Aquaculture	-	-
Other animals and other animal products	-	-
<b>TOP CROP ITEMS (acres)</b>		
Forage - land used for all hay and haylage, grass silage, and greenchop	40	1,538
Tobacco	6	34
Corn for grain	4	24
Land in berries	1	(D)
Floriculture crops, total	2	(D)
<b>TOP LIVESTOCK INVENTORY ITEMS (number)</b>		
Cattle and calves	32	913
Sheep and lambs	5	250
Horses and ponies	19	170
Layers	7	126
Goats, all	7	124

### Operator Characteristics

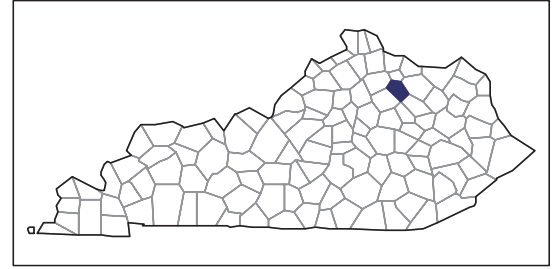
Item	Quantity
Primary occupation:	
Farming	28
Other	39
Days worked off farm:	
None	20
Any	47
Years on present farm:	
2 years or less	3
3 to 4 years	7
5 to 9 years	10
10 years or more	47
Age group:	
Under 45 years	6
45 to 64 years	44
65 years and over	17
Average age of principal operator (years)	57.0

### Economic Characteristics

Item	Quantity
Farms by value of sales:	
Less than \$1,000	24
\$1,000 to \$2,499	12
\$2,500 to \$4,999	8
\$5,000 to \$9,999	14
\$10,000 to \$49,999	8
\$50,000 to \$99,999	-
\$100,000 to \$249,999	1
\$250,000 to \$499,999	-
\$500,000 or more	-
Total farm production expenses (\$1,000)	834
Average per farm (\$)	12,445
Net cash farm income of operation (\$1,000)	-269
Average per farm (\$)	-4,020
Value of agricultural products sold directly to individuals for human consumption (\$1,000)	3
Total organic product sales (\$1,000)	-
Total income from farm-related sources, gross before taxes and expenses (\$1,000)	40

See "Census of Agriculture, Volume 1, Geographic Area Series" for complete footnotes, explanations, definitions, and methodology.  
(D) Cannot be disclosed. (Z) Less than half of the unit shown.

# 2007 CENSUS OF AGRICULTURE



## Nicholas County – Kentucky

### Farms with Spanish, Hispanic, or Latino Operators Compared with All Farms

Data are not available at this geographic level for farms with Spanish, Hispanic, or Latino operators.

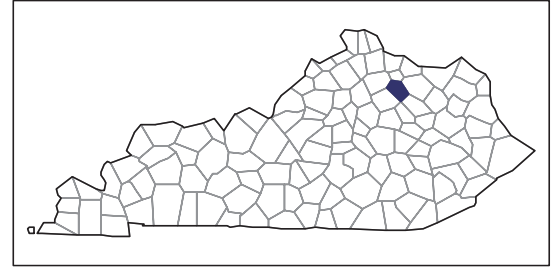


United States Department of Agriculture  
National Agricultural Statistics Service

[www.agcensus.usda.gov](http://www.agcensus.usda.gov)



# 2007 CENSUS OF AGRICULTURE



## Nicholas County – Kentucky

### Farms with American Indian or Alaska Native Operators Compared with All Farms

Data are not available at this geographic level for farms with American Indian or Alaska Native operators.

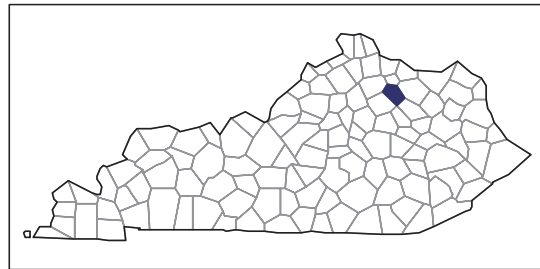


United States Department of Agriculture  
National Agricultural Statistics Service

[www.agcensus.usda.gov](http://www.agcensus.usda.gov)



# 2007 CENSUS OF AGRICULTURE



## Nicholas County – Kentucky

### Farms with Asian Operators Compared with All Farms

Data are not available at this geographic level for farms with Asian operators.



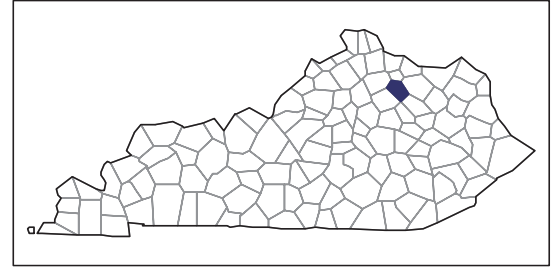
United States Department of Agriculture  
National Agricultural Statistics Service

[www.agcensus.usda.gov](http://www.agcensus.usda.gov)





# 2007 CENSUS OF AGRICULTURE



## Nicholas County – Kentucky

### Farms with Black or African American Operators Compared with All Farms

Data are not available at this geographic level for farms with Black or African American operators.

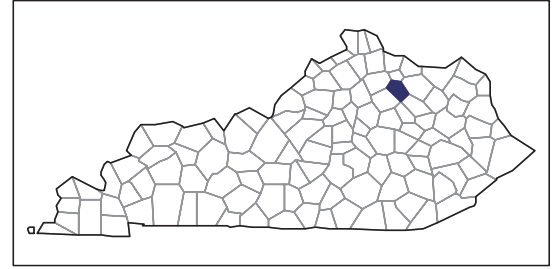


United States Department of Agriculture  
National Agricultural Statistics Service

[www.agcensus.usda.gov](http://www.agcensus.usda.gov)



# 2007 CENSUS OF AGRICULTURE



## Nicholas County – Kentucky

### Farms with Native Hawaiian or Other Pacific Islander Operators Compared with All Farms

Data are not available at this geographic level for farms with Native Hawaiian or Other Pacific Islander operators.

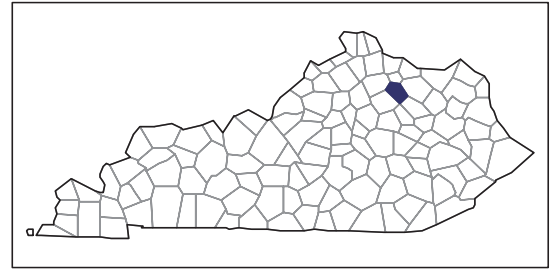


United States Department of Agriculture  
National Agricultural Statistics Service

[www.agcensus.usda.gov](http://www.agcensus.usda.gov)



# 2007 CENSUS OF AGRICULTURE



## Nicholas County – Kentucky

### Farms with White Operators Compared with All Farms

Data are not available at this geographic level for farms with White operators.



United States Department of Agriculture  
National Agricultural Statistics Service

[www.agcensus.usda.gov](http://www.agcensus.usda.gov)

