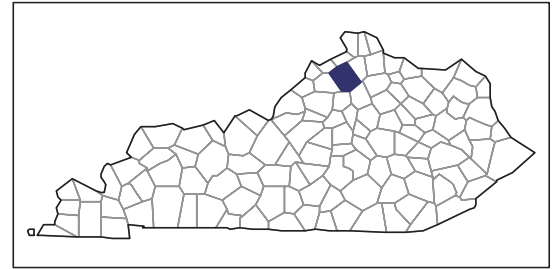


2007 CENSUS OF AGRICULTURE



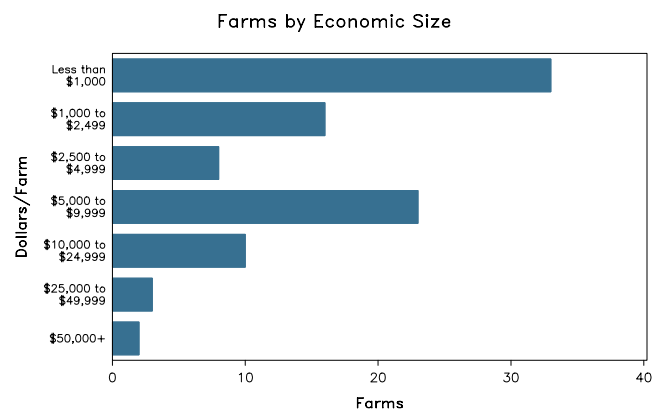
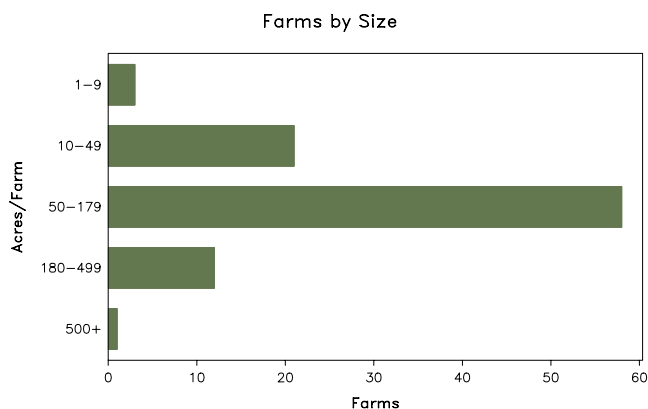
Owen County – Kentucky

Farms with Women Principal Operators Compared with All Farms

	Women Principal Operators	All Farms
Number of Farms	95	864
Land in Farms	10,202 acres	157,932 acres
Average Size of Farm	107 acres	183 acres
Market Value of Products Sold	\$681,000	\$17,324,000
Crop Sales	\$338,000	\$7,077,000
Livestock Sales	\$344,000	\$10,246,000
Average Per Farm	\$7,172	\$20,050
Government Payments	\$30,000	\$466,000
Average Per Farm Receiving Payments	\$810	\$1,355

See footnotes on reverse page.

Farms with Women Principal Operators



2007 CENSUS OF AGRICULTURE

Owen County – Kentucky Farms with Women Principal Operators

Selected Highlights

Item	Farms	Quantity
MARKET VALUE OF AGRICULTURAL PRODUCTS SOLD (\$1,000)		
Total value of agricultural products sold	95	681
Value of crops including nursery and greenhouse	41	338
Value of livestock, poultry, and their products	41	344
VALUE OF SALES BY COMMODITY GROUP (\$1,000)		
Grains, oilseeds, dry beans, and dry peas	-	-
Tobacco	11	137
Cotton and cottonseed	-	-
Vegetables, melons, potatoes and sweet potatoes	5	32
Fruits, tree nuts, and berries	3	4
Nursery, greenhouse, floriculture, and sod	3	60
Cut Christmas trees and short rotation woody crops	-	-
Other crops and hay	30	104
Poultry and eggs	8	(D)
Cattle and calves	27	(D)
Milk and other dairy products from cows	3	9
Hogs and pigs	-	-
Sheep, goats, and their products	4	(D)
Horses, ponies, mules, burros, and donkeys	10	32
Aquaculture	-	-
Other animals and other animal products	-	-
TOP CROP ITEMS (acres)		
Forage - land used for all hay and haylage, grass silage, and greenchop	56	1,797
Tobacco	11	47
Floriculture crops, total	3	12
Vegetables harvested for sale	5	3
Onions, green	3	1
TOP LIVESTOCK INVENTORY ITEMS (number)		
Cattle and calves	30	978
Horses and ponies	30	208
Layers	8	204
Sheep and lambs	3	27
Ducks	2	(D)

Operator Characteristics

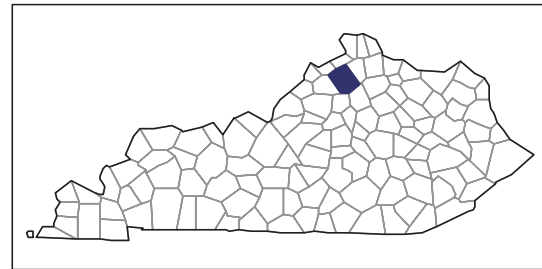
Item	Quantity
Primary occupation:	
Farming	23
Other	72
Days worked off farm:	
None	31
Any	64
Years on present farm:	
2 years or less	2
3 to 4 years	6
5 to 9 years	18
10 years or more	69
Age group:	
Under 45 years	10
45 to 64 years	44
65 years and over	41
Average age of principal operator (years)	62.1

Economic Characteristics

Item	Quantity
Farms by value of sales:	
Less than \$1,000	37
\$1,000 to \$2,499	16
\$2,500 to \$4,999	7
\$5,000 to \$9,999	20
\$10,000 to \$49,999	13
\$50,000 to \$99,999	1
\$100,000 to \$249,999	1
\$250,000 to \$499,999	-
\$500,000 or more	-
Total farm production expenses (\$1,000)	708
Average per farm (\$)	7,448
Net cash farm income of operation (\$1,000)	129
Average per farm (\$)	1,362
Value of agricultural products sold directly to individuals for human consumption (\$1,000)	6
Total organic product sales (\$1,000)	-
Total income from farm-related sources, gross before taxes and expenses (\$1,000)	126

See "Census of Agriculture, Volume 1, Geographic Area Series" for complete footnotes, explanations, definitions, and methodology.
(D) Cannot be disclosed. (Z) Less than half of the unit shown.

2007 CENSUS OF AGRICULTURE



Owen County – Kentucky

Farms with Spanish, Hispanic, or Latino Operators Compared with All Farms

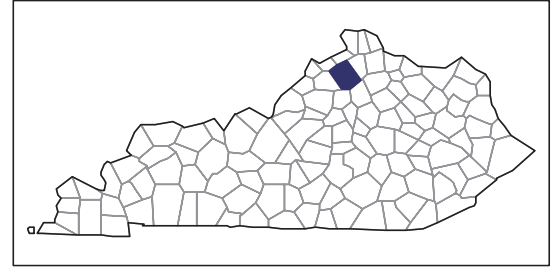
Data are not available at this geographic level for farms with Spanish, Hispanic, or Latino operators.



United States Department of Agriculture
National Agricultural Statistics Service

www.agcensus.usda.gov

2007 CENSUS OF AGRICULTURE



Owen County – Kentucky

Farms with American Indian or Alaska Native Operators Compared with All Farms

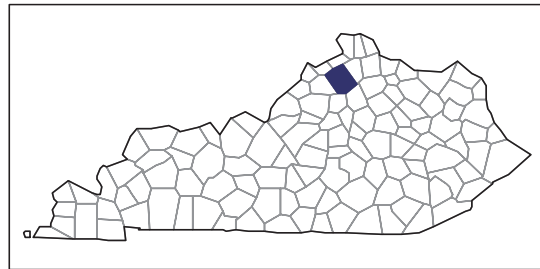
Data are not available at this geographic level for farms with American Indian or Alaska Native operators.



United States Department of Agriculture
National Agricultural Statistics Service

www.agcensus.usda.gov

2007 CENSUS OF AGRICULTURE



Owen County – Kentucky

Farms with Asian Operators Compared with All Farms

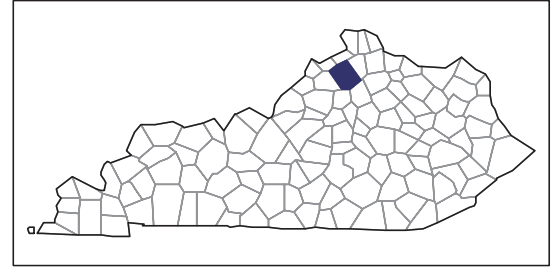
Data are not available at this geographic level for farms with Asian operators.



United States Department of Agriculture
National Agricultural Statistics Service

www.agcensus.usda.gov

2007 CENSUS OF AGRICULTURE



Owen County – Kentucky

Farms with Black or African American Operators Compared with All Farms

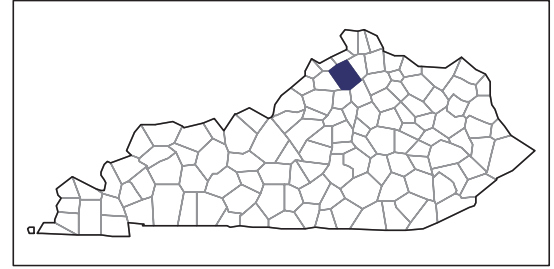
Data are not available at this geographic level for farms with Black or African American operators.



United States Department of Agriculture
National Agricultural Statistics Service

www.agcensus.usda.gov

2007 CENSUS OF AGRICULTURE



Owen County – Kentucky

Farms with Native Hawaiian or Other Pacific Islander Operators Compared with All Farms

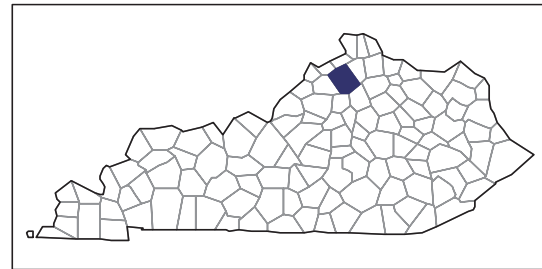
Data are not available at this geographic level for farms with Native Hawaiian or Other Pacific Islander operators.



United States Department of Agriculture
National Agricultural Statistics Service

www.agcensus.usda.gov

2007 CENSUS OF AGRICULTURE



Owen County – Kentucky

Farms with White Operators Compared with All Farms

Data are not available at this geographic level for farms with White operators.



United States Department of Agriculture
National Agricultural Statistics Service

www.agcensus.usda.gov

