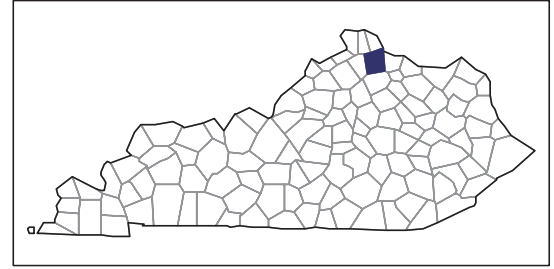


2007 CENSUS OF AGRICULTURE



Pendleton County – Kentucky

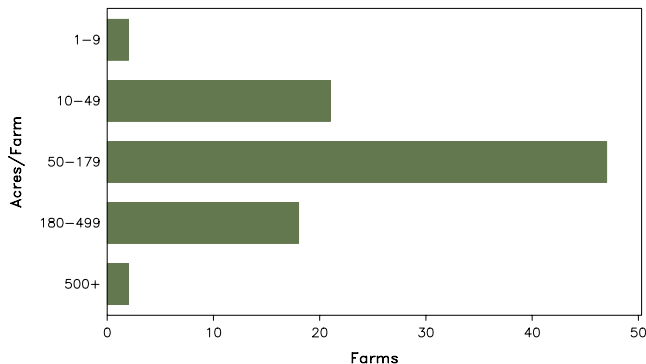
Farms with Women Principal Operators Compared with All Farms

	Women Principal Operators	All Farms
Number of Farms	90	910
Land in Farms	11,176 acres	126,368 acres
Average Size of Farm	124 acres	139 acres
Market Value of Products Sold	\$446,000	\$12,383,000
Crop Sales	\$146,000	\$7,189,000
Livestock Sales	\$300,000	\$5,194,000
Average Per Farm	\$4,952	\$13,608
Government Payments	\$19,000	\$376,000
Average Per Farm Receiving Payments	\$863	\$2,030

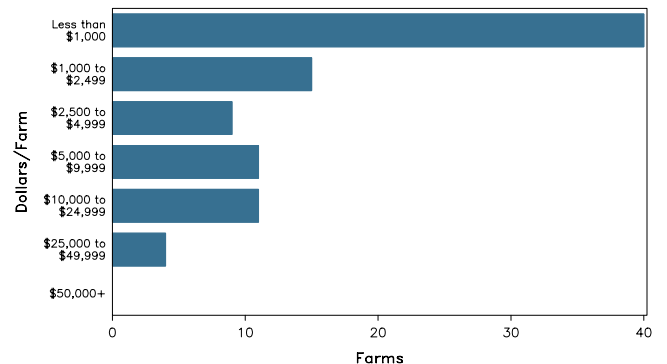
See footnotes on reverse page.

Farms with Women Principal Operators

Farms by Size



Farms by Economic Size



2007 CENSUS OF AGRICULTURE

Pendleton County – Kentucky Farms with Women Principal Operators

Selected Highlights

Item	Farms	Quantity
MARKET VALUE OF AGRICULTURAL PRODUCTS SOLD (\$1,000)		
Total value of agricultural products sold	90	446
Value of crops including nursery and greenhouse	36	146
Value of livestock, poultry, and their products	43	300
VALUE OF SALES BY COMMODITY GROUP (\$1,000)		
Grains, oilseeds, dry beans, and dry peas	-	-
Tobacco	2	(D)
Cotton and cottonseed	-	-
Vegetables, melons, potatoes and sweet potatoes	4	(D)
Fruits, tree nuts, and berries	1	(D)
Nursery, greenhouse, floriculture, and sod	-	-
Cut Christmas trees and short rotation woody crops	-	-
Other crops and hay	30	98
Poultry and eggs	6	3
Cattle and calves	37	287
Milk and other dairy products from cows	-	-
Hogs and pigs	3	(D)
Sheep, goats, and their products	1	(D)
Horses, ponies, mules, burros, and donkeys	4	(D)
Aquaculture	-	-
Other animals and other animal products	-	-
TOP CROP ITEMS (acres)		
Forage - land used for all hay and haylage, grass silage, and greenchop	76	1,993
Tobacco	2	(D)
Corn for grain	2	(D)
Vegetables harvested for sale	4	5
Apples	2	(D)
TOP LIVESTOCK INVENTORY ITEMS (number)		
Cattle and calves	49	957
Horses and ponies	39	209
Layers	11	142
Goats, all	8	63
Mules, burros, and donkeys	5	34

Operator Characteristics

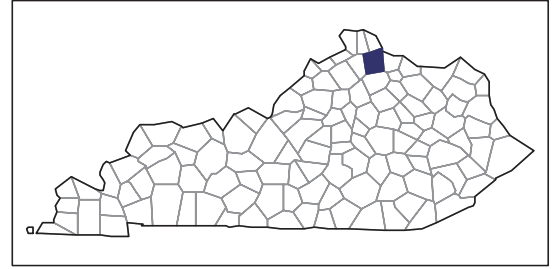
Item	Quantity
Primary occupation:	
Farming	34
Other	56
Days worked off farm:	
None	40
Any	50
Years on present farm:	
2 years or less	-
3 to 4 years	5
5 to 9 years	14
10 years or more	71
Age group:	
Under 45 years	10
45 to 64 years	49
65 years and over	31
Average age of principal operator (years)	59.4

Economic Characteristics

Item	Quantity
Farms by value of sales:	
Less than \$1,000	45
\$1,000 to \$2,499	10
\$2,500 to \$4,999	12
\$5,000 to \$9,999	8
\$10,000 to \$49,999	15
\$50,000 to \$99,999	-
\$100,000 to \$249,999	-
\$250,000 to \$499,999	-
\$500,000 or more	-
Total farm production expenses (\$1,000)	783
Average per farm (\$)	8,702
Net cash farm income of operation (\$1,000)	-171
Average per farm (\$)	-1,895
Value of agricultural products sold directly to individuals for human consumption (\$1,000)	3
Total organic product sales (\$1,000)	-
Total income from farm-related sources, gross before taxes and expenses (\$1,000)	148

See "Census of Agriculture, Volume 1, Geographic Area Series" for complete footnotes, explanations, definitions, and methodology.
(D) Cannot be disclosed. (Z) Less than half of the unit shown.

2007 CENSUS OF AGRICULTURE



Pendleton County – Kentucky

Farms with Spanish, Hispanic, or Latino Operators Compared with All Farms

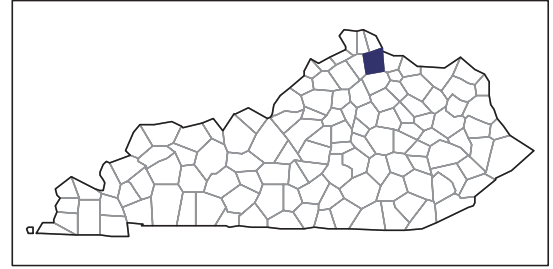
Data are not available at this geographic level for farms with Spanish, Hispanic, or Latino operators.



United States Department of Agriculture
National Agricultural Statistics Service

www.agcensus.usda.gov

2007 CENSUS OF AGRICULTURE



Pendleton County – Kentucky

Farms with American Indian or Alaska Native Operators Compared with All Farms

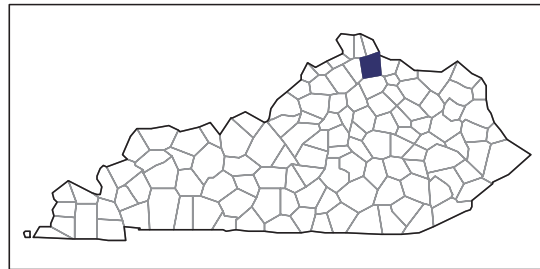
Data are not available at this geographic level for farms with American Indian or Alaska Native operators.



United States Department of Agriculture
National Agricultural Statistics Service

www.agcensus.usda.gov

2007 CENSUS OF AGRICULTURE



Pendleton County – Kentucky

Farms with Asian Operators Compared with All Farms

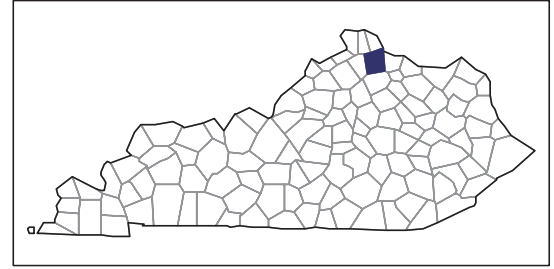
Data are not available at this geographic level for farms with Asian operators.



United States Department of Agriculture
National Agricultural Statistics Service

www.agcensus.usda.gov

2007 CENSUS OF AGRICULTURE



Pendleton County – Kentucky

Farms with Black or African American Operators Compared with All Farms

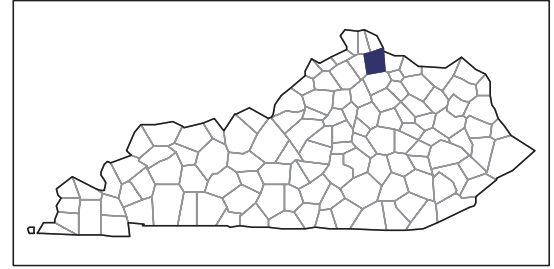
Data are not available at this geographic level for farms with Black or African American operators.



United States Department of Agriculture
National Agricultural Statistics Service

www.agcensus.usda.gov

2007 CENSUS OF AGRICULTURE



Pendleton County – Kentucky

Farms with Native Hawaiian or Other Pacific Islander Operators Compared with All Farms

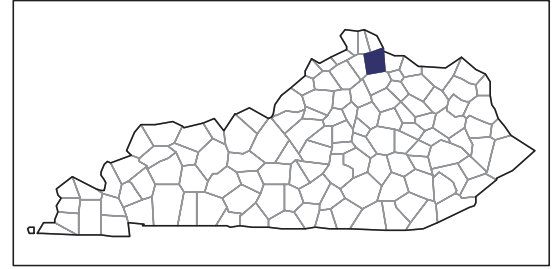
Data are not available at this geographic level for farms with Native Hawaiian or Other Pacific Islander operators.



United States Department of Agriculture
National Agricultural Statistics Service

www.agcensus.usda.gov

2007 CENSUS OF AGRICULTURE



Pendleton County – Kentucky

Farms with White Operators Compared with All Farms

Data are not available at this geographic level for farms with White operators.



United States Department of Agriculture
National Agricultural Statistics Service

www.agcensus.usda.gov

