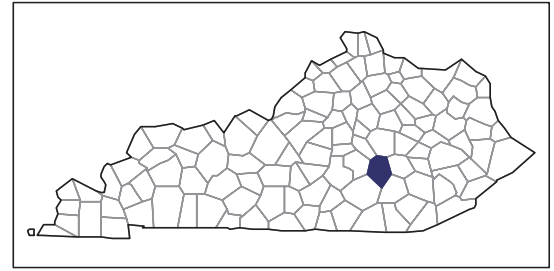


2007 CENSUS OF AGRICULTURE



Rockcastle County – Kentucky

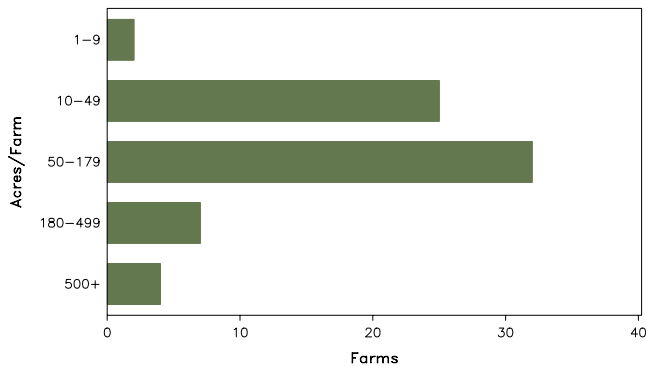
Farms with Women Principal Operators Compared with All Farms

	Women Principal Operators	All Farms
Number of Farms	70	727
Land in Farms	8,677 acres	90,435 acres
Average Size of Farm	124 acres	124 acres
Market Value of Products Sold	\$377,000	\$8,402,000
Crop Sales	\$100,000	\$2,508,000
Livestock Sales	\$277,000	\$5,894,000
Average Per Farm	\$5,384	\$11,557
Government Payments	\$66,000	\$233,000
Average Per Farm Receiving Payments	\$3,022	\$1,463

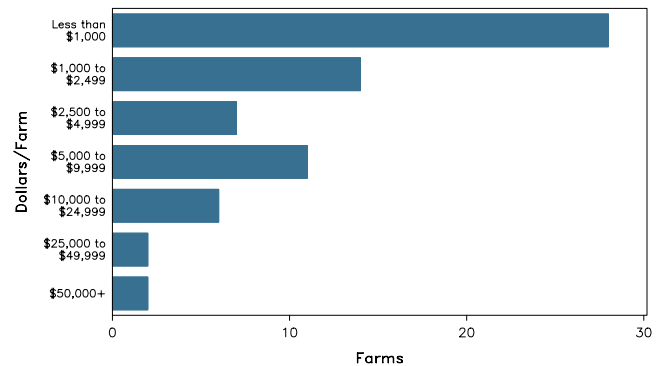
See footnotes on reverse page.

Farms with Women Principal Operators

Farms by Size



Farms by Economic Size



2007 CENSUS OF AGRICULTURE

Rockcastle County – Kentucky Farms with Women Principal Operators

Selected Highlights

Item	Farms	Quantity
MARKET VALUE OF AGRICULTURAL PRODUCTS SOLD (\$1,000)		
Total value of agricultural products sold	70	377
Value of crops including nursery and greenhouse	32	100
Value of livestock, poultry, and their products	29	277
VALUE OF SALES BY COMMODITY GROUP (\$1,000)		
Grains, oilseeds, dry beans, and dry peas	3	5
Tobacco	4	(D)
Cotton and cottonseed	-	-
Vegetables, melons, potatoes and sweet potatoes	3	-
Fruits, tree nuts, and berries	-	-
Nursery, greenhouse, floriculture, and sod	-	-
Cut Christmas trees and short rotation woody crops	-	-
Other crops and hay	24	(D)
Poultry and eggs	5	1
Cattle and calves	16	273
Milk and other dairy products from cows	-	-
Hogs and pigs	3	1
Sheep, goats, and their products	5	1
Horses, ponies, mules, burros, and donkeys	3	1
Aquaculture	-	-
Other animals and other animal products	-	-
TOP CROP ITEMS (acres)		
Forage - land used for all hay and haylage, grass silage, and greenchop	38	1,335
Corn for grain	3	23
Tobacco	4	10
Vegetables harvested for sale	3	4
Land in berries	2	(D)
TOP LIVESTOCK INVENTORY ITEMS (number)		
Cattle and calves	25	1,208
Sheep and lambs	2	(D)
Horses and ponies	22	101
Layers	7	80
Hogs and pigs	3	18

Operator Characteristics

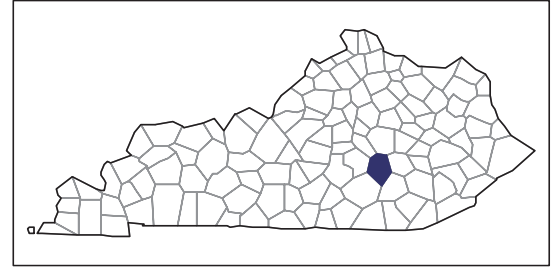
Item	Quantity
Primary occupation:	
Farming	31
Other	39
Days worked off farm:	
None	37
Any	33
Years on present farm:	
2 years or less	7
3 to 4 years	14
5 to 9 years	3
10 years or more	46
Age group:	
Under 45 years	9
45 to 64 years	31
65 years and over	30
Average age of principal operator (years)	59.5

Economic Characteristics

Item	Quantity
Farms by value of sales:	
Less than \$1,000	32
\$1,000 to \$2,499	10
\$2,500 to \$4,999	9
\$5,000 to \$9,999	11
\$10,000 to \$49,999	6
\$50,000 to \$99,999	2
\$100,000 to \$249,999	-
\$250,000 to \$499,999	-
\$500,000 or more	-
Total farm production expenses (\$1,000)	592
Average per farm (\$)	8,459
Net cash farm income of operation (\$1,000)	-99
Average per farm (\$)	-1,408
Value of agricultural products sold directly to individuals for human consumption (\$1,000)	1
Total organic product sales (\$1,000)	-
Total income from farm-related sources, gross before taxes and expenses (\$1,000)	50

See "Census of Agriculture, Volume 1, Geographic Area Series" for complete footnotes, explanations, definitions, and methodology.
(D) Cannot be disclosed. (Z) Less than half of the unit shown.

2007 CENSUS OF AGRICULTURE



Rockcastle County – Kentucky

Farms with Spanish, Hispanic, or Latino Operators Compared with All Farms

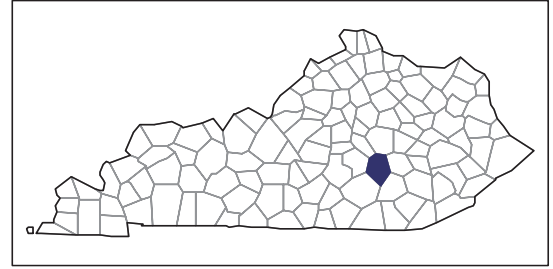
Data are not available at this geographic level for farms with Spanish, Hispanic, or Latino operators.



United States Department of Agriculture
National Agricultural Statistics Service

www.agcensus.usda.gov

2007 CENSUS OF AGRICULTURE



Rockcastle County – Kentucky

Farms with American Indian or Alaska Native Operators Compared with All Farms

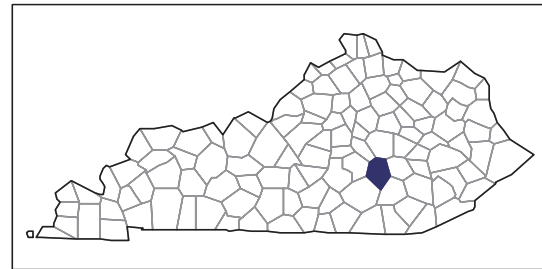
Data are not available at this geographic level for farms with American Indian or Alaska Native operators.



United States Department of Agriculture
National Agricultural Statistics Service

www.agcensus.usda.gov

2007 CENSUS OF AGRICULTURE



Rockcastle County – Kentucky

Farms with Asian Operators Compared with All Farms

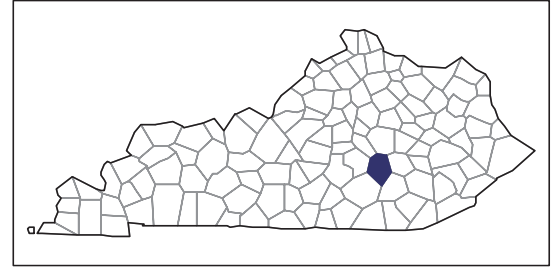
Data are not available at this geographic level for farms with Asian operators.



United States Department of Agriculture
National Agricultural Statistics Service

www.agcensus.usda.gov

2007 CENSUS OF AGRICULTURE



Rockcastle County – Kentucky

Farms with Black or African American Operators Compared with All Farms

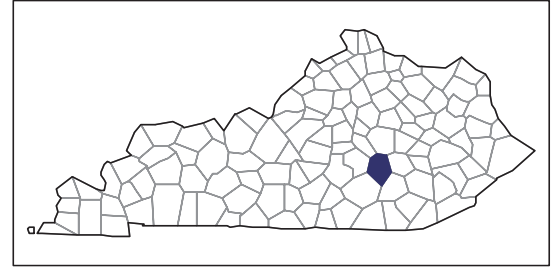
Data are not available at this geographic level for farms with Black or African American operators.



United States Department of Agriculture
National Agricultural Statistics Service

www.agcensus.usda.gov

2007 CENSUS OF AGRICULTURE



Rockcastle County – Kentucky

Farms with Native Hawaiian or Other Pacific Islander Operators Compared with All Farms

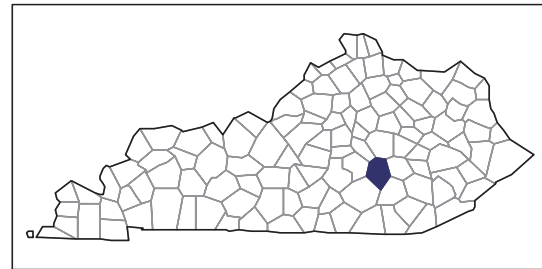
Data are not available at this geographic level for farms with Native Hawaiian or Other Pacific Islander operators.



United States Department of Agriculture
National Agricultural Statistics Service

www.agcensus.usda.gov

2007 CENSUS OF AGRICULTURE



Rockcastle County – Kentucky

Farms with White Operators Compared with All Farms

Data are not available at this geographic level for farms with White operators.



United States Department of Agriculture
National Agricultural Statistics Service

www.agcensus.usda.gov

